

Convex Tours of Bounded Curvature*

Jean-Daniel Boissonnat[†] Jurek Czyzowicz[‡] Olivier Devillers[†]

Jean-Marc Robert[§] Mariette Yvinec[¶]

June 30, 1999

Abstract

We consider the motion planning problem for a point constrained to move along a smooth closed convex path of bounded curvature. The workspace of the moving point is bounded by a convex polygon with m vertices, containing an obstacle in a form of a simple polygon with n vertices. We present an $O(m+n)$ time algorithm finding the path, going around the obstacle, whose curvature is the smallest possible.

1 Introduction

Consider the problem of moving a point robot in the interior of a convex polygon containing a single obstacle. We are looking for a smooth, closed, convex, curvature-constrained path of the point around the obstacle. No source or target position of the point are specified.

The problem of planning the motion of a robot subject to kinematic constraints has been studied in numerous papers in the last decade (cf. [10], [16]). For example, Reif and Sharir [15] studied the problem of planning the motion of a robot with a velocity bound amidst moving obstacles in two and three-dimensional space. Ó'Dúnlaing [11] presented an exact algorithm solving the one-dimensional kinodynamic motion planning problem whereas Canny, Donald, Reif and Xavier [2] gave the first approximation algorithm solving the two and three-dimensional kinodynamic motion planning problem for a point amidst polyhedral obstacles.

Another aspect of the motion planning problem in the plane consists in finding paths under curvature constraints. Dubins [3] characterized shortest curvature constrained paths in the Euclidean plane without any obstacle. More recently, Fortune and Wilfong [4] gave a decision procedure to verify if the source and target placement of a point robot may be joined by a curvature constrained path avoiding the polygonal obstacles. Their procedure has time and space complexity $2^{O(\text{poly}(n,m))}$, where n is the number of obstacle vertices, and m is the number of bits required to specify the positions of these vertices. Jacobs and Canny [7] gave an algorithm computing an approximate curvature constrained path, and Wilfong [19] designed an exact algorithm for the case where the curvature constrained path is limited to some fixed straight "lanes" and circular arc turns between the lanes. Finally, Švestka *et al.* [13, 8] applied the random approach introduced by Overmars [12] to compute curvature constrained paths for car-like robots.

Besides heuristic and approximating approaches, an exact algorithmic solution seems to be difficult to find for the general case. An interesting direction of research is to design exact algorithms for some variants of the problem. In this paper, we give an efficient solution for the problem of computing a smooth closed convex path going around a single polygonal obstacle with n vertices inside a convex polygon with m vertices. We design an $O(n+m)$ time and space algorithm finding a path of smallest curvature. The

¹This work has been supported in part by the ESPRIT Basic Research Actions Nr. 7141 (ALCOM II) and Nr. 6546 (PROMotion), NSERC, FCAR and F ODAR.

²INRIA, 2004 Route des Lucioles, B.P.109, 06561 Valbonne cedex, France

Phone : +33 93 65 77 38, E-mails : firstname.name@sophia.inria.fr

³Dép. d'informatique, Université du Québec à Hull

⁴Dép. d'informatique et de mathématique, Université du Québec à Chicoutimi

⁵INRIA and CNRS, URA 1376, Lab. I3S, 250 rue Albert Einstein, Sophia Antipolis, 06560 Valbonne, France

idea of the algorithm is to compute the curvature constraints imposed by the vertices of the obstacle. The maximal such constraint is then used to compute the smooth closed convex path which must surround the entire obstacle.

Finally, some extensions of this solution for the case of numerous obstacles, and for the case of obstacles coming as queries in a dynamic setting are also presented.

2 Preliminaries

Let $E \subset \mathbb{R}^2$ be a convex polygon with m vertices and let $I \subset E$ be a simple polygon with n vertices. The region $E \setminus \text{int}(I)$ represents the *workspace* W in which the point robot can move. A function $p : [0, L] \rightarrow W$ is a *smooth path* if $p(r) = (x_p(r), y_p(r))$ and the functions $x_p, y_p : [0, L] \rightarrow \mathbb{R}$ are continuous with continuous derivative (i.e. x_p and y_p must be in C^1). A smooth path p is *closed* if $p(0) = p(L)$ and its right derivative at point 0 is equal to its left derivative at point L . As any smooth path has finite length, we assume that p is parameterized by arc length. Such a parametrization is called a *normal* parametrization of p . Let $\Theta_p(r)$ be the angle made by the tangent of the path p at the point $p(r)$ with the x -axis. The *curvature* of p at a point r can be defined as $\lim_{r' \rightarrow r} \frac{|\Theta_p(r) - \Theta_p(r')|}{|r - r'|}$. It might be possible that the curvature of a path is not defined at some points. For example, consider a circular arc extending a line segment in such a way that the circle containing the arc is tangent to the line containing the line segment. The curvature of the tangent point joining the arc and the line segment is not defined. In such a case, we have to consider the *average curvature* of the path. A path p has its average curvature bounded by some constant κ if $|\Theta_p(r_2) - \Theta_p(r_1)| \leq \kappa|r_2 - r_1|$, for all r_1, r_2 . If κ is the best bound possible, we would say that the average curvature of p is in fact equal to κ . Hence, the term curvature used in this paper refers to the notion of average curvature. By using this definition, the curvature of a circular arc of radius r is $1/r$ and the curvature of a line is 0.

A curvature bounded smooth closed convex path p is a *tour* of I in E if the bounded region of E , delimited by the Jordan curve p , is convex and contains I . Note that the points of boundaries of E and I are allowed to lie on the tour. Finally, a tour is *optimal* if its curvature is the smallest possible.

The main problem considered in this paper can be formulated as follows. Find an optimal tour of I in E . We first consider the degenerated case where the internal polygon I is a single point.

Lemma 2.1 *For a given convex polygon E and a point v inside E , let C denote a circle of radius r inscribed in E , passing through v , and tangent to the boundary of E in two points p_1 and p_2 . If the arc $\alpha = p_1vp_2$ of C is not greater than a semicircle, then the curvature of any tour of v in E is at least equal to $1/r$.*

Proof Let t denote a tour of v in E . Such a smooth path must intersect α . Translate α along the bisector of the angle defined by the tangents of C at p_1 and p_2 . Now, let α' denote the furthest position of α tangent to t and let x be some tangent point (see Fig. 1).

Suppose that t and α' coincide on a small interval around x . In this interval, the curvature of t is the same as the curvature of α' which is $1/r$. Now, suppose that t is strictly below α' just after x . Notice that such a tangent point always exists if α' does not coincide with α . It follows from Lemma A.1 of the appendix that the curvature of t is strictly greater than the curvature of α' which is $1/r$. \diamond

Following this lemma, a circle C inscribed in the polygon E and tangent to the points p_1 and p_2 is the *critical circle* of a point v in E , if the arc p_1vp_2 of C is not greater than a semicircle. The arc p_1vp_2 is called the *critical arc* of v in E . Notice that only points lying outside a largest inscribed circle in E admit critical arcs.

3 Computing tours

3.1 The Case of Given Curvature

Consider the problem of computing, if one exists, a tour of I in E with curvature bounded by some given constant κ . We present in this section an algorithm solving this problem in $O(m + n)$ time. The

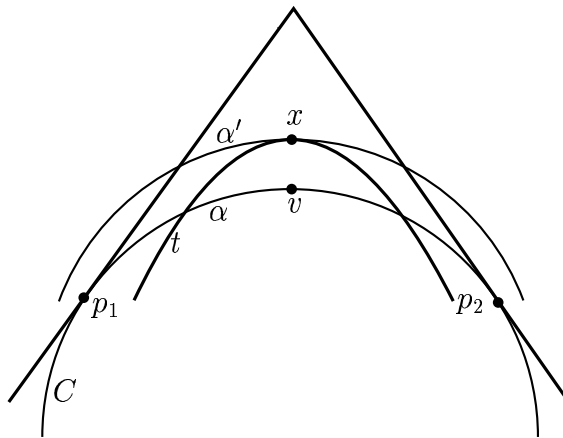


Figure 1: An optimal tour of a point.

algorithm proceeds by computing a maximal path in E with curvature bounded by κ . Note that the value of κ should not be greater than $1/r^*$ where r^* represents the radius of the largest inscribed circle in E . This follows from the fact that any smooth closed convex path of curvature κ should enclose a circle with radius $1/\kappa$ (see Lemma A.2).

Let S be the set of all circles of radius $1/\kappa$ inscribed in E , and tangent to E in at least two points. The curve ζ , formed by the boundary of the convex hull of S , is a smooth closed convex path with curvature bounded by κ . Such a path ζ is called a *maximal path* in E . It follows from the proof of Lemma 2.1 that the convex region bounded by ζ contains any smooth closed convex path inside E with curvature bounded by κ . Hence, if ζ is not a tour of I in E , there exists no tour of I in E with curvature bounded by κ (see Fig. 2).

Before we turn our attention to the algorithm verifying the existence of a tour of given curvature, we introduce some useful concepts. Consider the medial axis of E [14]. Since E is a convex polygon, its medial axis corresponds to a tree. Each internal vertex x of this tree is the center of a circle tangent to three edges of E . This circle is called a *Voronoi circle*. We assign to x a weight $w(x)$ corresponding to the radius of its Voronoi circle. Thus, $w(x)$ represents the distance between x and the boundary of E . This weighted tree, rooted at a vertex with the largest weight, is called the *skeleton tree* and is denoted $SkT(E)$. It follows from the definition of the medial axis that each edge of $SkT(E)$ is a straight line segment belonging to the bisector of some two edges of E . It follows also from the definition that each vertex of $SkT(E)$ has at least two descendants. Finally, we can easily prove that the weight of any vertex in $SkT(E)$ is greater than the weights of its descendants.¹ This property will be crucial for our algorithms.

We are now ready to present how to compute the maximal path ζ .

Lemma 3.1 *Given the skeleton tree $SkT(E)$, the maximal path ζ in E with curvature bounded by κ can be computed in $O(k)$ time, where k is the size complexity of the path.*

Proof Perform a tree traversal on $SkT(E)$. Each time a vertex x is visited, such that $w(\text{parent}(x)) \geq 1/\kappa > w(x)$, there exists a circle of radius $1/\kappa$ tangent to the boundary of E , and centered on the edge joining x and $\text{parent}(x)$. This circle can be computed easily once the edges of E defining the edge joining x to $\text{parent}(x)$ are known. Then, the subtree of $SkT(E)$ rooted at x is pruned and the traversal continues from $\text{parent}(x)$. In this way, all the k circles with radius $1/\kappa$ inscribed in E are found in order of their appearance on ζ . Hence, the maximal path ζ corresponding to the convex hull of the circles can be obtained easily by joining two consecutive circles by their common supporting segment. The $O(k)$

¹The root may have the same weight as one of its children if E has two parallel edges.

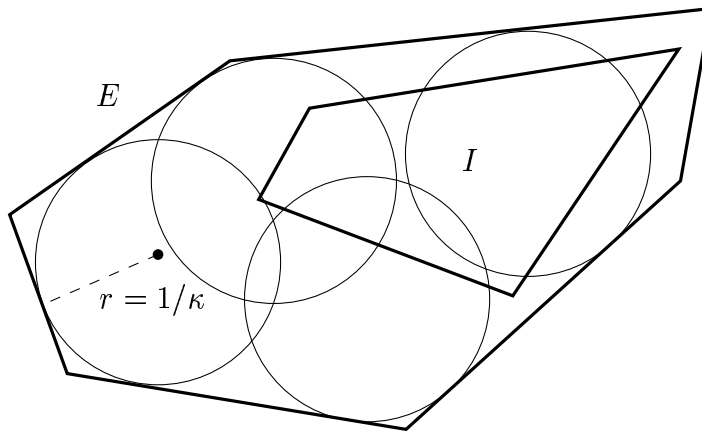


Figure 2: There is no tour of I in P with curvature bounded by κ .

time complexity of the algorithm follows from the fact that the number of vertices visited during the transversal of $SkT(E)$ is in $O(k)$. \diamond

It should be obvious now how to determine if there exists a tour of I in E with curvature bounded by κ . First, compute the medial axis of E in $O(m)$ time [1]. Then, compute the maximal path ζ and determine if I lies completely inside ζ . This latter step can be done easily in $O(n+k)$ time where k is the complexity of ζ . Hence, the algorithm computes, if one exists, a tour of I in E with curvature bounded by κ in $O(m+n)$ time.

The notion of maximal path can be related to the notion of offset curves used in CAD/CAM [Bar92]. The offset curves of convex polygons can be constructed in linear time without computing the medial-axis of the polygons [17].

3.2 An Algorithm Computing Optimal Tours

Consider the problem of computing an optimal tour of I in E . An algorithm solving this problem can be sketched as follows. Find a vertex of I which has the critical arc in E with the minimum radius. Such a vertex determines the curvature of an optimal tour. Once the curvature of the optimal tour is known, a tour can be computed as we described in the previous section. We present in this section how to implement this algorithm optimally in $O(m+n)$ time.

We first present the data structures used by the algorithm. Let $Vertices(I)$ be the list of the vertices of the convex hull of I given in radial counter clockwise order around the root of $SkT(E)$. The choice of the root of $SkT(E)$ is arbitrary. We simply need a point inside a largest inscribed circle in E to simplify the analysis of the algorithm. This list can be built easily in $O(n)$ time. Now, let $Arcs(E)$ be the list of arcs defined as follows. Consider the Voronoi circles associated with the internal vertices of $SkT(E)$. The tangent points of these circles with the boundary of E partition each circle into at least three arcs. Each of these arcs is put in $Arcs(E)$ if it is less than a semicircle. We also put in $Arcs(E)$ the leaves of $SkT(E)$. These points represent degenerated arcs. The elements of $Arcs(E)$ must be ordered such that the first endpoints of the arcs appear in counterclockwise order on the boundary of E (see Fig. 4). In the next lemma, we show how to build the list $Arcs(E)$ efficiently.

Lemma 3.2 *$Arcs(E)$ can be generated in $O(m)$ time and space.*

Proof Perform a tree traversal on $SkT(E)$. The traversal can be oriented such that the children of any node are visited in counterclockwise order. An arc is produced each time a vertex x is visited from

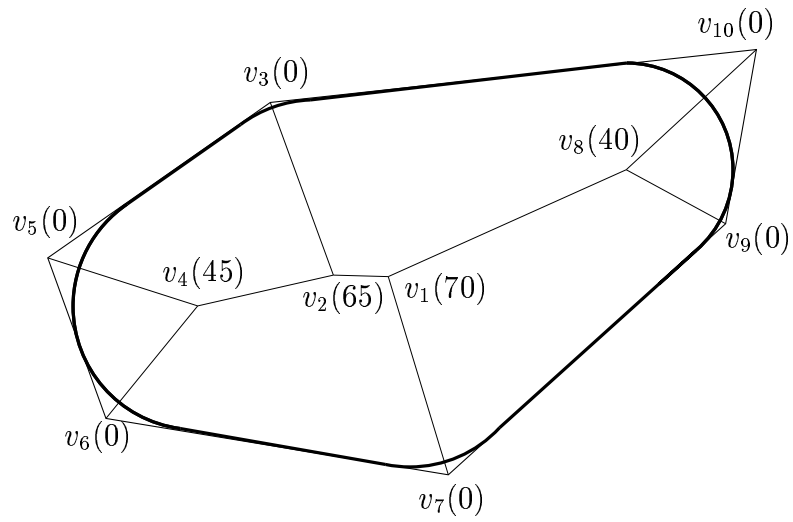


Figure 3: A skeleton tree and a maximal path ζ of bounded curvature.

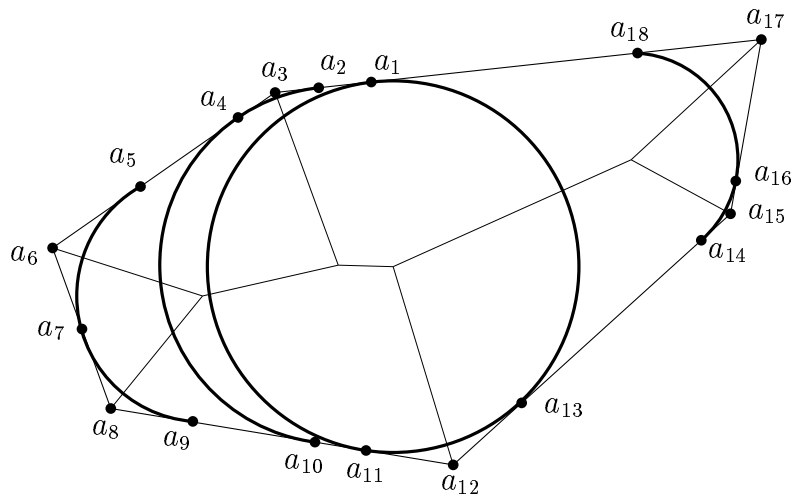


Figure 4: $\text{Arcs}(E)$ is determined according to order of arcs' first endpoints.

its parent v . This arc is less than a semicircle, centered at v , and tangent to the two edges of E whose bisector contains the edge vx of $SkT(E)$. Finally, a degenerated arc is produced if x is a leaf of $SkT(E)$.

To see that the arcs are produced in the right order, observe that the tree traversal can be performed by moving a point z continuously along the edges of $SkT(E)$. Let $\pi(z)$ be the orthogonal projection of z on the edge of E belonging to the Voronoi cell on the right-hand side of z with respect to the direction of the traversal. Since $SkT(E)$ corresponds to the medial axis of a convex polygon, $\pi(z)$ moves continuously around the boundary of E in counterclockwise direction. Now, consider the arc computed while z traverses the edge vx of $SkT(E)$. By construction, the first endpoint of this arc corresponds to $\pi(z)$ when z coincides with v . Thus, the arcs are produced during the traversal of $SkT(E)$ such that the first endpoints of the arcs appear in counterclockwise order on the boundary of E .

The $O(m)$ time and space complexities of the algorithm follow from the fact that $SkT(E)$ has at most $2m - 2$ vertices. \diamond

The points in $Vertices(I)$ and the endpoints of the arcs in $Arcs(E)$ are both sorted according to the radial counterclockwise order around the root of $SkT(E)$. These two lists will be traversed simultaneously by the algorithm and the relative order of the elements of one list with respect to the elements of the other list is important. Thus, the first element of $Arcs(E)$ should be an arc of a largest inscribed circle in E and the first element of $Vertices(I)$ should be the vertex just after the first endpoint of the first element of $Arcs(E)$ in the radial counterclockwise order around the root of $SkT(E)$.

The variable V will denote the current element of $Vertices(I)$ and the variable A will denote the current element of $Arcs(E)$. We say that the vertex V is *before* the arc A , if it precedes the first endpoint of A in the radial counterclockwise order around the root of $SkT(E)$. V is *after* A if it succeeds the second endpoint of A in this order. For V situated neither before nor after A , V is *inside* A if the ray pV reaches V before crossing A , otherwise V is *outside* A .

We are now ready to present the algorithm computing an optimal tour of I in E . The aim of the algorithm is to traverse the list $Vertices(I)$ and localize each vertex in the planar map generated by the arcs in $Arcs(E)$ and the boundary of E (see Fig. 4). Once the cell containing the current vertex is determined, its critical arc may be computed easily in constant time.

Each iteration of the main step of the algorithm performs one among five possible actions. The action depends on the position of V with respect to five regions determined by the current arc A . Let $next(A)$ denote the successor of A in the list $Arcs(E)$ and let $\overline{next(A)}$ be the smallest arc of the Voronoi circle C extending $next(A)$ and containing all the tangent points between C and E . Notice that $\overline{next(A)}$ lies completely outside A . (see Fig. 5). V falls into $\boxed{1}$, if it is outside A but not outside $\overline{next(A)}$, and in Region $\boxed{2}$ if it is outside $\overline{next(A)}$. V is in Region $\boxed{3}$ if it is inside A . Finally, V is in Region $\boxed{4}$ if it is after A , and in Region $\boxed{5}$ if it is before A .

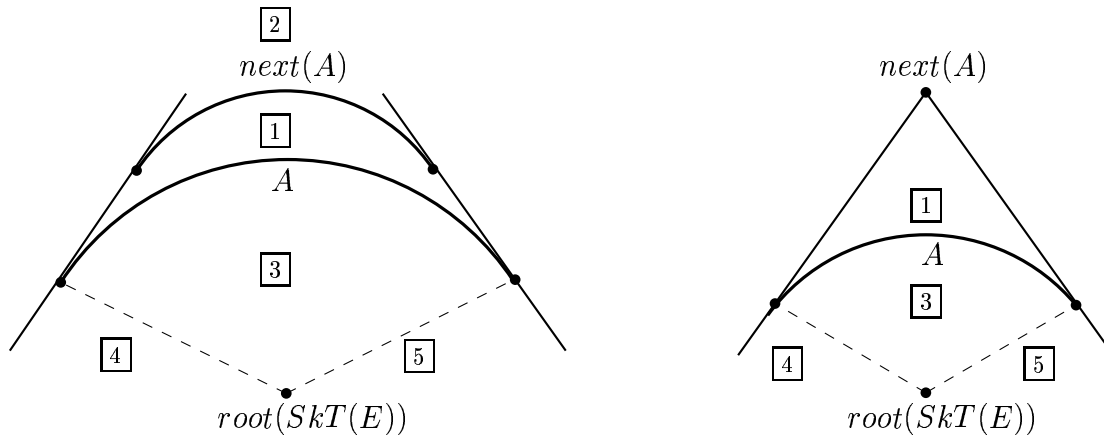


Figure 5: Illustrating algorithm Optimal Tour

Algorithm Optimal Tour

Input: A convex polygon E of m vertices and a simple polygon I of n vertices internal to E .

Output: A tour of I in E with the lowest possible curvature bound κ .

1. Compute $SkT(E)$.
2. Build the list $Arcs(E)$ sorted by the arcs' first endpoint around the root of $SkT(E)$.
3. Compute $CH(I)$ and build the list $Vertices(I)$ sorted around the root of $SkT(E)$.
4. $V \leftarrow first(Vertices(I))$. $A \leftarrow first(Arcs(E))$. $r \leftarrow radius(A)$.
5. **while** $Arcs(E)$ is not empty and $Vertices(I)$ is not empty **do**
 - case** the region containing V **do**
 - 1** $r \leftarrow \min(r, \text{radius of critical arc of } V)$.
 $V \leftarrow next(V)$.
 - 2** $A \leftarrow next(A)$.
 - 3** $V \leftarrow next(V)$.
 - 4** $A \leftarrow next(A)$.
 - 5** $V \leftarrow next(V)$.
6. Output the maximal path internal to E with curvature bounded by $\kappa = 1/r$.

End of the Algorithm

3.2.1 The Correctness of the Algorithm

To prove the correctness of the algorithm, we first have to show that the algorithm finds the critical arc with the minimum radius. Thus, by Lemma 2.1, any tour of I in E would have a curvature at least as great as the curvature of that arc.

The aim of the algorithm is to locate the vertices of $Vertices(I)$ in the planar map induced by the arcs of $Arcs(E)$ and the boundary of E . A typical cell of that map is bounded by two arcs and by the portions of two edges of E . In Case **1**, the endpoints of A and $next(A)$ lie on the same two edges of E . This follows from the fact that the Voronoi circles containing A and $next(A)$ are centered on the same edge of $SkT(E)$. Hence, the cell containing V is defined by two edges and two arcs. The critical arc of any point lying in that cell must be tangent to the two edges and can be computed in constant time.

In Case [2](#), the radius of the critical arc of V is smaller than the radius of the critical arc of any vertex lying in the cell bounded by A and $\overline{next(A)}$. In Case [4](#), neither V nor any subsequent vertex of $Vertices(I)$ will ever lie outside A . Hence, the arc A can be discarded in both cases.

Finally, in Cases [3](#) and [5](#), V lies either inside a largest inscribed circle or in the cell defined by the arcs A' and $next(A')$, for some arc A' appearing before A in $Arcs(E)$. In the former case, V do not admit a critical circle. In the latter case, since V lies outside A' , the arc A' can be discarded only in Case [2](#) of a previous step. This can only happen if a vertex outside $next(A')$ has been found. The radius of the critical arc of that vertex is smaller than the radius of the critical arc of V . Thus V can be discarded in both cases.

Hence, the algorithm finds a vertex whose critical arc has the minimum radius. Then, the maximal path computed in Step 6 must be a tour of I . Otherwise, there would be a vertex of I lying outside ζ . By construction, the critical arc of that vertex would have a radius smaller than r which is impossible.

3.2.2 The Complexity of the Algorithm

The first two steps of the algorithm rely on well known optimal algorithms. The convex hull of I can be computed in $O(n)$ time [5] and the skeleton tree of E can be computed in $O(m)$ time [1]. In Step 2, the list $Arcs(E)$ can be built in $O(m)$ time according to Lemma 3.2. In Step 3, the list $Vertices(I)$ can be built easily in $O(n)$ time. If the root of $SkT(E)$ lies inside $CH(I)$, $Vertices(I)$ is given by $CH(I)$. Otherwise, compute the tangents of $CH(I)$ going through the root of $SkT(E)$ and merge the lower and the upper chains of $CH(I)$ to produce $Vertices(I)$. Step 5 represents the core of the algorithm. Each iteration of the loop takes a constant time. However, as each iteration removes one vertex of $Vertices(I)$ or one arc of $Arcs(E)$, the overall time complexity of this step is in $O(n + m)$. Finally, by Lemma 3.1, the optimal tour ζ can be constructed in $O(k)$ time, where $k \leq m$. Therefore, we obtain the following result.

Theorem 3.3 *An optimal tour of a simple polygon with n vertices in a convex polygon with m vertices can be computed in $O(n + m)$ time and space.*

The algorithm can be adapted to compute a constrained optimal tour of I in E . Suppose that the tour must to be tangent to some given lines when passing through some s given points of $E \setminus I$. Let E' denote the intersection of E with s half-planes delimited by the given lines, and let I' denote the convex hull of I and the given s points. Then, the constrained optimal tour is given by an optimal tour of I' in E' .

Corollary 3.4 *An optimal tour of a simple polygon with n vertices in a convex polygon with m vertices, constrained to have given tangents when passing through s given points, can be computed in $O(n + m + s \log s)$ time and $O(n + m + s)$ space.*

Finally, we can also consider the problem where the point robot has to go around many obstacles given as points or polygons lying inside E . In such a case, we simply have to compute the convex hull of the obstacles and find an optimal tour of the new “obstacle”.

Corollary 3.5 *An optimal tour of a set of n points in a convex polygon with m vertices can be computed in $O(n \log n + m)$ time and space.*

4 The Dynamic Setting

The motion planning problem considered in the previous section can be reformulated in a dynamic setting. In this case, we want to preprocess a convex polygon E with m vertices in such a way that for any given query polygon I with n vertices, we can find quickly an optimal tour of I in E .

This dynamic problem can be solved by adapting Algorithm Optimal Tour. In Step 5, if the vertex V lies in Region [4](#) with respect to the arc A , the list $Arcs(E)$ is processed in order but it is clear that V remains in Region [4](#) with respect to all other arcs outside A . Those arcs correspond to the subtree of $SkT(E)$ rooted at a child of the vertex on which A is centered. This subtree can be skipped in the

traversal of $Arcs(E)$. Hence, the list $Arcs(E)$ is not produced explicitly in Step 2, but it may be obtained by traversing $SkT(E)$ in Step 5. The subtree of $SkT(E)$ effectively traversed is a subset of the subtree of $SkT(E)$ used to generate an optimal tour in Step 6. Thus, the time complexity of Step 5 can be reduced to $O(n + k)$, where k represents the complexity of the tour.

Theorem 4.1 *It is possible to preprocess a convex polygon E with m vertices in $O(m)$ time and space, so that for any simple polygon I with n vertices, an optimal tour of I in E can be computed in $O(n + k)$ time, where k is the complexity of the tour.*

If the obstacle is given as a set of n points instead of a simple polygon, we simply have to compute the convex hull of these points and to apply the above result.

Corollary 4.2 *It is possible to preprocess a convex polygon E with m vertices in $O(m)$ time and space, so that for any set S of n points, an optimal tour of S in E can be computed in $O(n \log n + k)$ time, where k is the complexity of the tour.*

If the curvature of an optimal tour is needed instead of the tour itself, an alternative solution may be used. The main problem is still to find a vertex whose critical circle has the minimum radius. As we saw in the previous section, this problem can be reduced to a point location problem in the planar map induced by the arcs of $Arcs(E)$ and the boundary of E . For each vertex v of the obstacle, locate v in the map and compute its critical arc in E .

The planar map has $O(m)$ size and it can be decomposed into trapezoids in $O(m)$ time. Following the idea of [9], this decomposition can be preprocessed in $O(m)$ time and space, so that the point location would be possible in $O(\log m)$ time. Hence, we obtain the following result.

Theorem 4.3 *It is possible to preprocess a convex polygon E with m vertices in $O(m)$ time and space, so that for any set S of n points, the curvature of an optimal tour of S in E can be computed in $O(n \log m)$ time.*

If m is much smaller than n , this method may be interesting even for computing the tour itself. The following corollary can be used alternatively to Corollary 4.2.

Corollary 4.4 *It is possible to preprocess a convex polygon E with m vertices in $O(m)$ time and space, so that for any set S of n points, an optimal tour of S in E can be computed in $O(n \log m + k)$ time, where k is the complexity of the tour.*

5 Conclusions

The paper gives an efficient algorithm computing a smallest curvature motion of a point robot around an obstacle inside a convex polygon. The solution easily generalizes on the case of numerous obstacles. We explore the fact that the resulting path must be convex. In this case, it is sufficient to compute the curvature constraints imposed by obstacles. The maximal constraint κ is used to compute the maximal curve, internal to the workspace, which must surround all the obstacles. The idea works only in the case of convex motion, and it is not clear how it may be generalized on the case of motion admitting left and right turns.

An obvious line of further research is to design algorithms for more general workspace. From the result of [4] it is possible to draw a pessimistic inference that a polynomial time algorithm computing curvature-constrained motion of a point in general workspace may not exist. It is natural to ask what are more general settings, that the one studied in this paper, for which the problem of curvature-constrained motion of a point admits an efficient solution, and what are the instances of the problem which are NP-hard.

References

- [1] A. Aggarwal, L. J. Guibas, J. Saxe, and P. W. Shor. A linear-time algorithm for computing the Voronoi diagram of a convex polygon. *Discrete Comput. Geom.*, 4:591–604, 1989.
- [Bar92] R. E. Barnhill, ed. *Geometry Processing for Design and Manufacturing*. SIAM, Philadelphia, 1992.
- [2] B. R. Donald, P. Xavier, J. Canny, and J. Reif. Kinodynamic motion planning. *J. ACM*, 40(5):1048–1066, November 1993.
- [3] L. E. Dubins. On curves of minimal length with a constraint on average curvature and with prescribed initial and terminal positions and tangents. *Amer. J. Math.*, 79:497–516, 1957.
- [4] S. Fortune and G. Wilfong. Planning constrained motion. *Annals of Math. and AI*, 3:21–82, 1991.
- [5] R. L. Graham. A efficient algorithm for computing the convex hull of a finite planar set. *Inf. Proc. Letters*, 1:132–133, 1972.
- [6] H. W. Guggenheimer. *Differential Geometry*. McGraw-Hill, New York, 1963.
- [7] P. Jacobs and J. Canny. Planning smooth paths for mobile robots. In *Proc. IEEE Internat. Conf. Robot. Autom.*, pages 2–7, 1989.
- [8] L. E. Kavraki, P. Švestka, J.-C. Latombe, and M. H. Overmars. Probabilistic roadmaps for path planning in high dimensional configuration spaces. *IEEE Trans. Robot. Autom.*, 12:566–580, 1996.
- [9] D. G. Kirkpatrick. Optimal search in planar subdivisions. *SIAM J. Comput.*, 12:28–35, 1983.
- [10] J.-C. Latombe. *Robot Motion Planning*. Kluwer Academic Publishers, Boston, 1991.
- [11] C. Ó’Dúnlaing. Motion-planning with inertial constraints. *Algorithmica*, 2:431–475, 1987.
- [12] M. H. Overmars. A random approach to motion planning. Report RUU-CS-92-32, Dept. Comput. Sci., Univ. Utrecht, Utrecht, Netherlands, 1992.
- [13] M. H. Overmars and P. Švestka. A probabilistic learning approach to motion planning. In *Algorithmic Foundations of Robotics*, Wellesley, MA, 1995. A. K. Peters.
- [14] F. P. Preparata. The medial axis of a simple polygon. In *Proc. 6th Internat. Sympos. Math. Found. Comput. Sci.*, volume 53 of *Lecture Notes in Computer Science*, pages 443–450. Springer-Verlag, 1977.
- [15] J. H. Reif and M. Sharir. Motion planning in the presence of moving obstacles. *J. ACM*, 41(4):764–790, July 1994.
- [16] J. T. Schwartz and M. Sharir. Algorithmic motion planning in robotics. In J. van Leeuwen, editor, *Algorithms and Complexity*, volume A of *Handbook of Theoretical Computer Science*, pages 391–430. Elsevier, Amsterdam, 1990.
- [17] W. R. S. Sutherland. The offsets of a convex polygon. *Methods of Operation Research*, 62:33-41, 1989.
- [18] E. W. Swokowski. *Calculus with Analytic Geometry*. PWS-Kent, Boston, 1991.
- [19] G. Wilfong. Motion planning for an autonomous vehicle. In *Proc. IEEE Internat. Conf. Robot. Autom.*, pages 529–533, 1988.

A Technical Lemmas

For completeness, the two technical results on average curvature used in this paper are presented in this appendix. Their proofs rely on elementary calculus [18] and differential geometry [6].

Lemma A.1 *Let $F = (x, f(x))$ be a curve such that f is a convex function in C^1 . Let $G = (x, g(x))$ be a curve such that g is a convex function in C^1 represented by a circular arc of radius r . If F and G are in contact at the origin (i.e. $f(0) = g(0) = 0$ and $f'(0) = g'(0) = 0$) and F lies above G (i.e. $f(x) > g(x)$, for $x > 0$), the average curvature of F is greater than $1/r$.*

Proof Let $F(t) = (x_F(t), y_F(t))$ be a normal parametrization of F such that $F(0) = (0, 0)$. Let $\Theta_F(t)$ be the angle made by the tangent to F at the point $(x_F(t), y_F(t))$ with the x -axis. The functions x_F , y_F and Θ_F are related as follows: $x_F(t) = \int_0^t \cos \Theta_F(u) du$ and $y_F(t) = \int_0^t \sin \Theta_F(u) du$. Since F is convex and lies above the x -axis for $t > 0$, there is an interval $[0, \epsilon_F]$ on which $\Theta_F(t)$ is continuous and strictly increasing. The function $\Theta_G(t)$ is defined similarly and has the same properties. Hence, there is an interval $(0, \epsilon]$ on which, either $\Theta_F(t) < \Theta_G(t)$, or $\Theta_F(t) = \Theta_G(t)$, or $\Theta_F(t) > \Theta_G(t)$. Suppose that $\Theta_F(t) < \Theta_G(t)$. By definition, $y_G(\epsilon) > y_F(\epsilon)$ and $x_G(\epsilon) < x_F(\epsilon)$. Since x_F is continuous, there is a value ϵ^* such that $x_G(\epsilon^*) = x_F(\epsilon^*)$. Furthermore, $y_F(\epsilon^*) < y_G(\epsilon^*) < y_G(\epsilon)$. Thus, the point $(x_F(\epsilon^*), y_F(\epsilon^*))$ is below the point $(x_G(\epsilon), y_G(\epsilon))$ which is impossible. The case $\Theta_F(t) = \Theta_G(t)$ is even simpler. Hence, $\Theta_F(t) > \Theta_G(t)$. This implies that $\frac{\Theta_F(t) - \Theta_F(0)}{t} > \frac{\Theta_G(t) - \Theta_G(0)}{t} = 1/r$. Thus, the average curvature of F is greater than $1/r$. \diamond

From this technical result, we can obtain the following lemma.

Lemma A.2 *Let F be a closed smooth curve with average curvature κ . Then, there exists a circle of radius $1/\kappa$ which lies inside the convex region delimited by the Jordan curve F .*