



Optimal identification of delay-diffusive operators and application to the acoustic impedance of absorbent materials

Céline Casenave, Gérard Montseny

► To cite this version:

Céline Casenave, Gérard Montseny. Optimal identification of delay-diffusive operators and application to the acoustic impedance of absorbent materials. 7th IFAC Workshop on Time delay Systems (IFAC TDS 2007), Sep 2007, Nantes, France. hal-01061527

HAL Id: hal-01061527

<https://hal.inria.fr/hal-01061527>

Submitted on 7 Sep 2014

HAL is a multi-disciplinary open access archive for the deposit and dissemination of scientific research documents, whether they are published or not. The documents may come from teaching and research institutions in France or abroad, or from public or private research centers.

L'archive ouverte pluridisciplinaire **HAL**, est destinée au dépôt et à la diffusion de documents scientifiques de niveau recherche, publiés ou non, émanant des établissements d'enseignement et de recherche français ou étrangers, des laboratoires publics ou privés.

OPTIMAL IDENTIFICATION OF DELAY-DIFFUSIVE OPERATORS AND APPLICATION TO THE ACOUSTIC IMPEDANCE OF ABSORBENT MATERIALS

C. Casenave * G. Montseny *

** Laboratoire d'Analyse et d'Architecture des Systèmes,
LAAS-CNRS, University of Toulouse, Toulouse, France.*

Abstract: We present an original method devoted to the optimal identification of a wide class of complex linear operators involving some delay components, based on suitable infinite-dimensional state formulations of diffusive type. Thanks to the intrinsic properties of these state formulations, cheap and precise numerical approximations are straightforwardly obtained, leading to approximate quadratic problems of reasonable dimension. We then propose this method for identification of the acoustic impedance of absorbent materials designed for noise reduction of aircraft motors.

Keywords: Optimal identification, diffusive operators, diffusive representation, acoustic impedance, absorbent wall.

1. INTRODUCTION

Identification of dynamic input-output systems is a central problem each time the knowledge of the process under consideration is too imprecise to get sufficiently accurate models from physical analysis (note anyway that such an analysis is sometimes impossible to perform because too complex). However, identification problems can also present some serious difficulties. Namely, when the input-output operator under consideration involves distributed underlying phenomena, significant non rational components are quasi systematically generated, which are associated, in the time domain, to infinite-dimensional realizations.

When the operator to be identified is linear, a convenient and rather general approach consists in working in the frequency domain. So, any causal operator can be well-defined by its symbol $Q(t, i\omega)$, that is the Fourier transform of the so-called impulse response $h(t, s)$ of the operator. In the convolutive case, the symbol no

more depends on t and the problem of identifying $Q(i\omega)$ can be classically solved from physical measurements by means of Fourier techniques. Note however that purely frequential identification presents some well-known shortcomings. In particular, the so-identified symbol is in general ill adapted to the construction of efficient time-realizations. This is partly due to excessive numerical cost of quadrature approximations resulting from the intrinsic convolutive nature of the associated operator, sometimes with long memory (P. Bidan, Jan. 2001) or even delay-like behaviors (Montseny, 2007). Another heavy shortcoming is that frequential methods are incompatible with real-time identification (and so with pursuit when the symbol has the ability to evolve slowly). In opposite, time domain identification techniques do not present such drawbacks. However, their scope is in general not so wide. See for example (A. Monin, Feb. 1996) for an interesting optimal method based on ARMA lattices.

Nevertheless, the notion of symbol can remain suitable for temporal identification, as it will be shown in this study. The proposed identification method is based on the so-called *diffusive representation* theory (Montseny, 2005) and was previously implemented, in a simpler version, on various problems (P. Bidan, Jan. 2001), (G. Garcia, 1998). According to the diffusive representation approach, state formulations of diffusive type are available for a wide class of integral causal operators (including both rational and non rational ones) and the identification problem is carried over the so-called γ -symbol, defined as a suitable function (of an auxiliary real variable) easily deduced from the classical symbol. This γ -symbol entirely characterizes the associated operator, up to a suitable infinite-dimensional state equation to be chosen *a priori*. In any case, cheap and precise finite-dimensional approximations of this state representation can be straightforwardly built, running into finite-dimensional problems easy to solve by means of standard techniques. Among the numerous advantages of this approach, we can mention in particular:

- a stable differential input-output time-formulation is available as soon as the γ -symbol is well-defined;
- recursive identification algorithms are easily built and implemented, allowing real-time identification or even pursuit (in that case, the γ -symbol is depending on t);
- similarly to purely frequential methods, no qualitative difference is made between rational and non rational components which can then be identified by the same process.

The paper is organized as follows. In section 2, we first introduce a few fundamental notions of the diffusive representation theory. In section 3, we describe the identification method under consideration, based on the previously introduced notions. We then consider in section 4 a typical problem whose difficulty lies in the fact that both diffusive and delay components are involved but are no separable, and to which the diffusive representation approach is well-adapted: the identification of the acoustic impedance of an absorbent material devoted to aircraft motors noise reduction. Finally, a significant numerical example is given in section 5.

2. DIFFUSIVE FORMULATION OF CAUSAL INTEGRAL OPERATORS

In this section, we present a simplified version of a general methodology introduced and developed in (Montseny, 2005) in a general framework.

We consider a causal operator defined, on any continuous function $u : \mathbb{R}^+ \rightarrow \mathbb{R}$, by

$$u \mapsto \int_0^t h(t-s) u(s) ds. \quad (1)$$

We denote H the Laplace transform of h and $H(\partial_t)$ the convolution operator defined by (1).

Let $u^t(s) = \mathbf{1}_{]-\infty, t]}(s) u(s)$ the restriction of u to its past and $u_t(s) = u^t(t-s)$ the history of u . From causality of $H(\partial_t)$, we deduce:

$$(H(\partial_t)(u - u^t))(t) = 0 \text{ for all } t;$$

then, we have for any continuous function u :

$$(H(\partial_t)u)(t) = [\mathcal{L}^{-1}(H\mathcal{L}u)](t) = [\mathcal{L}^{-1}(H\mathcal{L}u^t)](t). \quad (2)$$

We define:

$$\Psi_u(t, p) := e^{pt} (\mathcal{L}u^t)(p) = (\mathcal{L}u_t)(-p); \quad (3)$$

by computing $\partial_t \mathcal{L}u_t$, Laplace inversion and use of (2), it can be shown:

Lemma 1. 1. The function Ψ_u is solution of the differential equation:

$$\partial_t \Psi(t, p) = p \Psi(t, p) + u, \quad t > 0, \quad \Psi(0, p) = 0.$$

2. For any $b \geq 0$,

$$(H(\partial_t)u)(t) = \frac{1}{2i\pi} \int_{b-i\infty}^{b+i\infty} H(p) \Psi_u(t, p) dp. \quad (4)$$

We denote Ω the holomorphic domain of H (after analytic continuation). Let γ a closed¹ simple arc in \mathbb{C}^- ; we denote Ω_γ^+ the exterior domain defined by γ , and Ω_γ^- the complementary of $\overline{\Omega_\gamma^+}$. By use of standard techniques (Cauchy theorem, Jordan lemma (M. Lavrentiev, 1977)), it can be shown:

Lemma 2. For $\gamma \subset \Omega$ such that H is holomorphic in Ω_γ^+ , if $H(p) \rightarrow 0$ when $p \rightarrow \infty$ in Ω_γ^+ , then:

$$(H(\partial_t)u)(t) = \frac{1}{2i\pi} \int_{\tilde{\gamma}} H(p) \Psi_u(t, p) dp, \quad (5)$$

where $\tilde{\gamma}$ is any closed simple arc in Ω_γ^+ such that $\gamma \subset \Omega_\gamma^-$.

We now suppose that $\gamma, \tilde{\gamma}$ are defined by functions of the Sobolev space² $W_{\text{loc}}^{1,\infty}(\mathbb{R}; \mathbb{C})$, also denoted $\gamma, \tilde{\gamma}$. We use the convenient notation $\langle \mu, \psi \rangle = \int \mu \psi d\xi$.

Under hypothesis of lemma 2, we have (Montseny, 2005):

Theorem 3. If the possible singularities of H on γ are simple poles or branching points such that $|H \circ \gamma|$ is locally integrable in their neighborhood,

¹ Possibly at infinity

² $W_{\text{loc}}^{1,\infty}(\mathbb{R}; \mathbb{C})$ is the topological space of measurable functions $f : \mathbb{R} \rightarrow \mathbb{C}$ such that $f, f' \in L_{\text{loc}}^\infty$ (that is f and f' are locally bounded in the almost everywhere sense).

4. APPLICATION TO THE IMPEDANCE OF AN ABSORBENT MATERIAL

First, let us present the physical problem under consideration.

In order to reduce the noise generated by aircraft motors, the use of absorbent coverings is an efficient solution. For particular cases where stringent thermal or mechanical constraints are present, such as in hot zones of motors, porous metallic materials have been proposed and studied (Gasser, 2003), (P.-A. Mazet, 2005). Due to the complex structure of such materials, the generated acoustic impedances are non rational and complex functions of the frequency with unavoidable delay behaviors due to the presence of propagating waves in such media. In addition, their analytic determination is difficult and possibly poorly reliable. So, experimental measurements followed by identification processes remain necessary when accurate models are expected to carry out numerical simulations. In this way, it becomes possible, for a given material, to numerically compute the aeroacoustic field in a motor cavity equipped with absorbent walls in aim of evaluating the amount of noise reduction.

Fortunately, the impedance of an homogeneous 2D coating does not depend on the surface parameterization variables and therefore, at least for high frequencies, it can be identified from physical measurements relating to a small sample of the material (see figure 1). In the sequel, we show how the method introduced in section 4 can be implemented on such a problem.

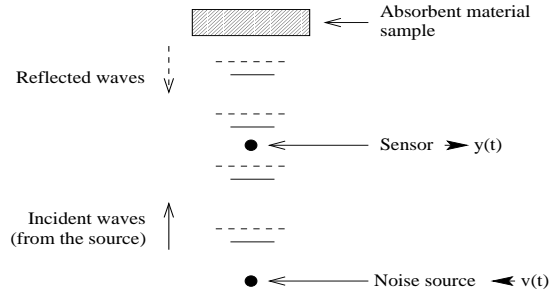


Fig. 1. Physical measurement for the identification of the impedance of an homogeneous absorbent material.

For simplicity of the analysis, we suppose that the problem described in figure 1 can be reduced to a 1D problem, which is legitimate if the source and the sensor are sufficiently far from the absorbent sample. This will be sufficient to introduce the principle of the method. For a more realistic analysis, the 3D problem can be similarly treated up to technical adaptations.

Under these conditions, the absorbent material sample can be summarized by an impedance op-

erator $Q(\partial_t)$ at point $x = 1$. The 1D problem of acoustic waves propagation can then be written as⁵:

$$\partial_t^2 P = \partial_x^2 P + v \otimes \delta_0 \quad \text{on } x \in]-\infty, 1], \quad (13)$$

where P is the acoustic pressure and $v \otimes \delta_0$ denotes the source at point $x = 0$, with $v(t)$ a known time-function. We have:

$$\partial_x P|_{x=1} = Q(\partial_t) \partial_t P|_{x=1}. \quad (14)$$

Finally the acoustic pressure is measured at a point x_m :

$$y = P(t, x_m). \quad (15)$$

Then, the identification problem is to build an approximation of operator $Q(\partial_t)$ from the data y and v (note that in practice, the measurement y can be perturbed by an additive white noise, not explicitly specified here).

Let us compute the expression of the operator $P(\cdot, 0) \mapsto y$, denoted by $K(\partial_t)$. For that, we must compute the reflexion coefficient at $x = 1$ for any frequency ω . Let φ an harmonic solution of (13) with $v = 0$. It can be expressed as $\varphi = \varphi^i + \varphi^r$ where φ^i denotes an incident wave (propagating in the direction of increasing x) and φ^r the associated reflected wave (propagating in the sense of decreasing x), respectively given by:

$$\begin{aligned} \varphi^i(t, \omega, x) &= e^{i\omega(t-x)}, \\ \varphi^r(t, \omega, x) &= k(\omega) e^{i\omega(t+x)}, \end{aligned}$$

where $k(\omega)$ is the reflexion coefficient at frequency ω , depending on $Q(i\omega)$. At point $x = 1$, the coefficient $k(\omega)$ verifies the impedance relation (14) which leads after simple computations to:

$$k(\omega) = \frac{1 + Q(i\omega)}{1 - Q(i\omega)} e^{-2i\omega}.$$

So we have:

$$\varphi(t, \omega, x) = (e^{-i\omega x} + \frac{1 + Q(i\omega)}{1 - Q(i\omega)} e^{i\omega(x-2)}) e^{i\omega t},$$

and then (from 15):

$$K(i\omega) = e^{-i\omega x_m} + \frac{1 + Q(i\omega)}{1 - Q(i\omega)} e^{i\omega(x_m-2)}.$$

On the other hand, the solution of (13) is classically given by:

$$P(t, x) = \frac{1}{2} (\partial_t^{-1} v)(t - x);$$

by harmonic synthesis, the input-output relation $v \mapsto y$ can therefore be made explicit in the time domain (τ_a denotes the translation operator $f(t) \mapsto f(t - a)$):

$$y = \frac{1}{2} \tau_{x_m} \circ \partial_t^{-1} v + \frac{1}{2} M(\partial_t) \circ \tau_{2-x_m} \circ \partial_t^{-1} v \quad (16)$$

⁵ For simplicity the celerity has been taken equal to 1.

with:

$$M(i\omega) := \frac{1 + Q(i\omega)}{1 - Q(i\omega)}. \quad (17)$$

By defining the new data and notations:

$$\begin{aligned} \tilde{y} &:= y - \frac{1}{2}(\tau_{x_m} + \tau_{2-x_m}) \circ \partial_t^{-1} v, \\ \tilde{v} &:= \frac{1}{2}\tau_{2-x_m} v, \\ \widetilde{M}(\partial_t) &:= M(\partial_t) - 1, \end{aligned}$$

we obtain the suitable relation:

$$\tilde{y} = \partial_t^{-1} \circ \widetilde{M}(\partial_t) \tilde{v} \quad (18)$$

on which we can directly apply the method presented in section 3 to identify the associated γ -symbol.

Let μ denote indifferently the so-identified γ -symbol or the exact γ -symbol of $\partial_t^{-1} \circ \widetilde{M}(\partial_t)$. By considering the following relation deduced from (17):

$$Q(i\omega) = \frac{\widetilde{M}(i\omega)}{\widetilde{M}(i\omega) + 2}$$

and from elementary computations, we then deduce the following input-output state representation of operator $w \mapsto Q(\partial_t) w$:

$$\begin{cases} \partial_t \psi = \gamma \psi - \frac{1}{2} \frac{\langle \gamma \mu, \psi \rangle}{\langle \mu, 1 \rangle + 1} + \frac{1}{\langle \mu, 1 \rangle + 1} w, & \psi_0 = 0 \\ Q(\partial_t) w = \frac{1}{2} \frac{\langle \gamma \mu, \psi \rangle}{\langle \mu, 1 \rangle + 1} + \frac{\langle \mu, 1 \rangle}{\langle \mu, 1 \rangle + 1} w, \end{cases} \quad (19)$$

which is exact (infinite-dimensional) if μ is the exact γ -symbol, and approximate (finite-dimensional⁶) if μ is the identified γ -symbol, of the form (10).

Remark 6. A more precise analysis can be performed by replacing (13) by the 3D problem: $\partial_t^2 P = \Delta P + v \otimes \delta_0$. By use of Green functions, similar (but more technical) computations can be achieved and (18) is obtained again while the expression of \tilde{y} and \tilde{v} involves more complex (but explicitly known) operators derived from the Green functions.

5. NUMERICAL EXAMPLE AND CONCLUSION

We consider the porous material studied in (P.-A. Mazet, 2005), (Gasser, 2003), the impedance of which has been analytically computed in (C. Casenave, 2007). This impedance is expressed:

$$Q(i\omega) = \varphi \sqrt{\frac{\chi_{\text{eff}}(i\omega)}{\rho_{\text{eff}}(i\omega)}} \tanh \left(i\omega \sqrt{\chi_{\text{eff}}(i\omega) \rho_{\text{eff}}(i\omega)} \right),$$

where $\varphi = 3.33$ and the functions $\rho_{\text{eff}}(i\omega)$ and $\chi_{\text{eff}}(i\omega)$ are respectively the so-called effective

density of Pride et al. and the effective compressibility of Lafarge. These functions are expressed (Gasser, 2003):

$$\begin{aligned} \rho_{\text{eff}}(i\omega) &= e\rho \left(1 + a \frac{(1+b i\omega)^{\frac{1}{2}}}{i\omega} \right) \\ \chi_{\text{eff}}(i\omega) &= e\chi \left(1 - c \frac{i\omega}{i\omega + a'(1+b'i\omega)^{\frac{1}{2}}} \right), \end{aligned}$$

with

$$\begin{aligned} \rho &= \rho_0 \alpha_\infty, \quad \chi = \frac{1}{P_0}, \quad a = \frac{8\mu}{\rho_0 \Lambda^2}, \quad a' = \frac{8\mu}{\rho_0 \Lambda'^2}, \\ b &= \frac{1}{2a}, \quad b' = \frac{1}{2a'}, \quad 0 < c = \frac{\gamma - 1}{\gamma} < 1, \end{aligned}$$

where $e, \rho_0, P_0, \mu, \gamma, \alpha_\infty, \Lambda, \Lambda'$ are physical parameters with values $\Lambda = \Lambda' = 0.1 \cdot 10^{-3} \text{m}$, $\rho_0 = 1.2 \text{kg}\cdot\text{m}^{-3}$, $P_0 = 10^5 \text{Pa}$, $\mu = 1.8 \cdot 10^{-5} \text{kg}\cdot\text{m}^{-1}\cdot\text{s}^{-1}$, $\gamma = 1.4$, $\alpha_\infty = 1.3$, $e = 5 \cdot 10^{-2} \text{m}$.

From standard analysis, it can be shown that the analytic continuation of Q presents singularities which can be asymptotically localized near a vertical straight line (see figure 2): operator $Q(\partial_t)$ presents some underlying behaviors of delay type, inherited from propagative modes inside the porous material and from which result complex magnitude and phase variations of Q , making the identification problem possibly sensitive or even ill-posed.

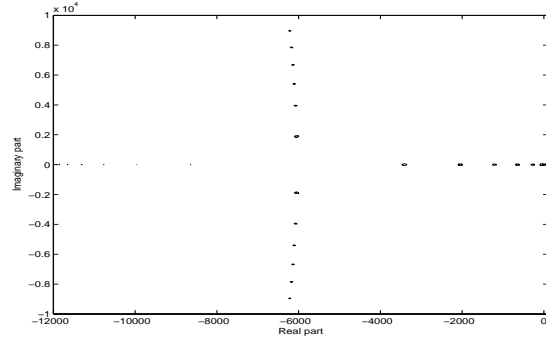


Fig. 2. Singularities of the symbol $Q(p)$.

In aim of highlighting the efficiency of the previously introduced method, we consider the problem of numerical identification of such an operator $Q(\partial_t)$ under its state formulation (19) in the ideal situation described in section 4.

The measurement data $y^* = y + \varepsilon$ have been generated on $t \in [0, T]$ from accurate numerical simulation of (16), with v a gaussian white noise and ε an output gaussian white noise with signal-to-noise ratio equal to 26 dB.

The numerical parameters are $\Delta t = 10^{-5} \text{s}$, $T = 0.05 \text{s}$, $\xi_{\min} = \xi_1 = 10^3 \text{rad/s}$, $\xi_{\max} = \xi_n = 3 \cdot 10^5 \text{rad/s}$, $\xi_{k+1} = r \xi_k$, $k = 1 : n - 1$, $n = 100$, $\gamma(\xi) = |\xi| \cos \alpha + i \xi \sin \alpha$, $\alpha = 100^\circ$.

⁶ In that case, $\langle f, g \rangle = \sum_k f_k g_k$.

The comparison between the exact⁷ and identified frequency responses relating to the impedance $Q(i\omega)$ is available in figures 3 and 4. As expected, the identification is accurate in the frequency band $[10^3 \text{ rad/s}, 3 \cdot 10^5 \text{ rad/s}]$ covered by the set $\{\gamma(\xi_k)\}_{k=1:n}$. We can note that identification remains correct on the whole audio-frequency band, namely at low frequencies thanks to the asymptotically rational nature of $Q(i\omega)$ which behaves like $i\omega$ when $\omega \rightarrow 0$.

In figure 5, we can see the graph of the identified γ -symbol associated to operator $\partial_t^{-1} \circ \bar{M}(\partial_t)$ and from which is realized the operator $Q(\partial_t)$ via the input-output formulation (19).

Beyond these quantitative results, we can add that this identification method is robust with respect to the level of the perturbation noise ε , the time of measurements T and the dimension n of the identified model. This last essential property is a consequence of the fact that the poles $\gamma(\xi_k)$ of the identified transfer function are imposed *a priori* by the ξ -discretization of a suitable diffusive input-output model (namely (9)) mathematically well-posed and able to realize a wide class of operators in which belongs the non rational operator under consideration. It follows, thanks to the properties of diffusive representation, that the identified γ -symbol μ converges (in a sense not precised here), when $n \rightarrow +\infty$, $\alpha \rightarrow \frac{\pi^+}{2}$, $\xi_{\min} \rightarrow 0^+$, $\xi_{\max} \rightarrow +\infty$ and $T \rightarrow +\infty$, to the exact one, and so for the identified impedance $Q(i\omega)$ in the sense of the Fréchet space $L_{\text{loc}}^2(\mathbb{R}_\omega)$.

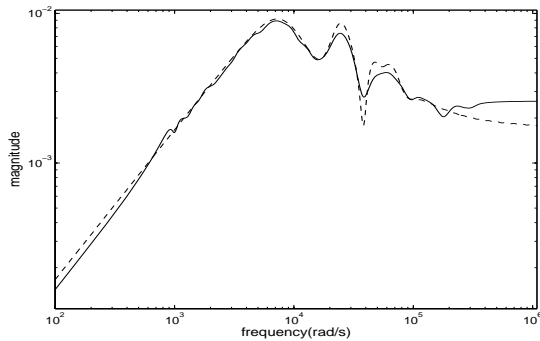


Fig. 3. Identified (—) and exact (- - -) and frequency responses of operator $Q(\partial_t)$.

REFERENCES

- A. Ben-Israel, T N.E. Greville (2003). *Generalized inverses: theory and applications*. Springer-Verlag. New York, USA.
- A. Monin, G. Salut (Feb. 1996). Arma lattice identification: a new hereditary algorithm. *IEEE Transactions on Signal Processing*, Vol.44, N. 2, pp 360-370.

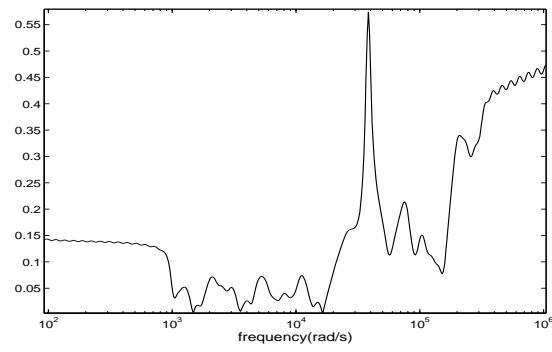


Fig. 4. Relative identification error $|\frac{Q-Q^*}{Q}|$.

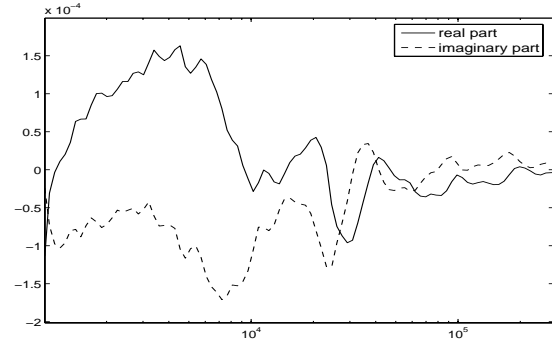


Fig. 5. Identified γ -symbol $\mu(\xi)$, $\xi > 0$.

- C. Casenave, E. Montseny, L. Ségui (2007). State formulations of a porous medium model for boundary control of aeroacoustic waves. *LAAS internal note No 06811*.
- G. Garcia, J. Bernussou (1998). Identification of the dynamics of a lead acid battery. *ESAIM:Proceedings*, Vol 5.
- Gasser, S (2003). Etude des propriétés acoustiques et mécaniques d'un matériau métallique poreux à base de sphères creuses de nickel. *PhD Thesis*.
- M. Lavrentiev, B. Chabat (1977). *Méthodes de la théorie des fonctions d'une variable complexe*. MIR. Moscow, Russia.
- Montseny, G. (2005). *Représentation Diffusive*. Hermes-Science. Paris, France.
- Montseny, G. (2007). Diffusive representation for operators involving delays, "applications of time-delay systems".
- P.-A. Mazet, Y. Ventribout (2005). Control of aero-acoustic propagations with wall impedance boundary conditions: Application to a porous material model. *WAVES 2005, June 2005, Providence, USA*.
- P. Bidan, T. Lebey, G. Montseny C. Neacsu J. Saint-Michel (Jan. 2001). Transient voltage distribution in motor windings fed by inverter: experimental study and modeling. *IEEE Trans. on Power Electronics*, Vol 16, No 1.

⁷ Up to the numerical simulation errors, which are negligible in the frequency band under consideration.