

Algebras and Synchronous Language Semantics

Daniel Gaffé, Annie Ressouche

► **To cite this version:**

Daniel Gaffé, Annie Ressouche. Algebras and Synchronous Language Semantics. [Research Report] RR-8138, INRIA. 2012, pp.107. <hal-00752976>

HAL Id: hal-00752976

<https://hal.inria.fr/hal-00752976>

Submitted on 21 Nov 2012

HAL is a multi-disciplinary open access archive for the deposit and dissemination of scientific research documents, whether they are published or not. The documents may come from teaching and research institutions in France or abroad, or from public or private research centers.

L'archive ouverte pluridisciplinaire **HAL**, est destinée au dépôt et à la diffusion de documents scientifiques de niveau recherche, publiés ou non, émanant des établissements d'enseignement et de recherche français ou étrangers, des laboratoires publics ou privés.



Algebras and Synchronous Language Semantics

Daniel Gaffé, Annie Ressouche

**RESEARCH
REPORT**

N° 8138

November 2012

Project-Team Stars



Algebras and Synchronous Language Semantics

Daniel Gaffé*, Annie Ressouche†

Project-Team Stars

Research Report n° 8138 — November 2012 — 104 pages

Abstract: In this report, we study different multi-valued algebras allowing to formally specify synchronous language semantics.

Key-words: synchronous languages, synchrony paradigm, Boolean algebra, multi-valued algebras.

* daniel.gaffe@inria.fr

† annie.ressouche@inria.fr

**RESEARCH CENTRE
SOPHIA ANTIPOLIS – MÉDITERRANÉE**

2004 route des Lucioles - BP 93
06902 Sophia Antipolis Cedex

Algèbres et sémantiques des langages synchrones

Résumé : Ce rapport étudie différentes algèbres multi-valuées permettant de donner un cadre formel à la définition des sémantiques des langages synchrones.

Mots-clés : langages synchrones, hypothèse synchrone, algèbre de Boole, algèbre multi-valuées

Contents

1	Introduction	3
1.1	Fundamentals of Synchrony	4
1.2	Synchronous Languages Semantics	4
1.3	Algebras as Mathematical Framework	5
2	Synchronous Languages' multi-valued Algebras	6
2.1	3-valued Algebras	6
2.2	3-valued Algebras as Lattices	6
2.2.1	3-valued Algebras Candidates	6
2.2.2	Signal language	9
2.3	3-valued Algebras as CPOs	9
2.3.1	3-valued Algebras Candidates	9
2.3.2	Esterel language	10
2.4	4-valued algebra	11
2.4.1	4-valued Algebras Candidates	12
2.4.2	Bilattice Property of 4-valued Algebra	15
2.5	5-valued algebra	17
3	Encoding Bilattice in Boolean Algebra Product	17
3.1	Encoding	18
3.2	Distributive Bilattice Properties Applied to Algebra5	18
4	Conclusion	21
A	Demonstrations	25
A.1	Bilattice operators	25
A.1.1	\sqcup Unify operator:	25
A.1.2	\sqcap Co-unify operator	26
A.1.3	\boxplus Plus operator:	27
A.1.4	\boxtimes Mult operator:	28
A.1.5	\neg Neg operator:	30
A.1.6	Finalisation operator	30
A.2	Algebra properties	31
A.2.1	Absorption Laws	31
A.2.2	Associativity Laws	36
A.2.3	Distributivity Laws	39
A.2.4	Idempotence Laws	63
A.2.5	Finalization Laws	74
A.3	Bilattice properties	77
B	Lukasiewicz imply and not operator proofs	102

1 Introduction

Synchronous languages [8, 2, 18] have been designed three decades ago to specify reactive systems [19]. Nowadays they quite answer the increasing need for reliable critical software, specially in the design of embedded systems. The synchrony paradigm is a mathematically sound foundation for the design of

concurrent and deterministic applications. Synchronous program semantics build formal models and the definition of the theoretical framework used to express them is an important challenge according to the targeted goals (verification, compilation, etc..).

1.1 Fundamentals of Synchrony

Synchronous languages rely on the *synchronous hypothesis* which assumes a discrete logic time scale, made of instants corresponding to reactions of the system. All the events concerned by a reaction are simultaneous : input events as well as the triggered output events. As a consequence, a reaction is instantaneous (we consider that a reaction takes no time), there are no concurrent partial reactions and so determinism can be ensured.

Part of synchronous languages have an imperative syntax and are more dedicated to the design of safety-critical embedded applications where control management is the main concern. The most popular imperative synchronous language is surely *Esterel* [8]. On the other hand, some synchronous languages are declarative ([31, 5]) and are more dedicated to signal processing like applications. All these languages have a *parallel* operator (implicit or explicit) and the only communication and synchronization means between sub programs are signals¹. Thus, each program has a finite set of input and output signals completed with local signals devoted to internal communication between concurrent sub programs.

1.2 Synchronous Languages Semantics

As synchronous programming main concern is the design of critical embedded applications, the need for semantics mathematically founded allowing formal verification and exhaustive testing appeared very early. A fundamental concept of the synchronous paradigm is the notion of *reaction*. Indeed, synchronous programs react to input events by emitting output events and reach a new state. A program can be viewed as a possibly infinite sequence of reactions.

Basically, events are signals in a current environment (external and internal) which have a status (present or absent), and semantics formally compute an output environment according to an input one for each reaction. Let us consider \mathcal{S} a set of signals, an environment E is a function who defines a Boolean status (0 means absent, 1 means present) for each signal: $E: \mathcal{S} \mapsto \mathbb{B}$. Then, semantics defines transition of the form $P \xrightarrow[I]{O} \delta(P)$ where P is a synchronous program, I an input environment and O the resulting output environment, $\delta(P)$ is the derivative of P , i.e the new program that will react to the next input environment. The reaction $O_1, O_2, \dots, O_n, \dots$ to an input environment sequence $I_1, I_2, \dots, I_n, \dots$ results from the sequence of transitions:

$$P \xrightarrow[I]{O} P_1 \xrightarrow[I_1]{O_1} P_2 \dots P_n \xrightarrow[I_n]{O_n} P_{n+1} \dots$$

Each transition $P \xrightarrow[I]{O} \delta(P)$ is structurally computed from the body instruction of the program according to rewriting rules defined for each construct of the language. These rules allow the computation of output environment from input ones. All the synchronous languages have an operator *emit* or some variant, to change the environment. Indeed, it allows to change the status of signal in environment from absent to present. A *logical coherence law* helps to assign status to signals. This law says that: “ a signal **S** is present in a reaction if and only if an **emit S** statement is executed” ([12]). Then rewriting rules for operators formalize this signal coherence laws.

¹in Lustre declarative language they are called *flows*

1.3 Algebras as Mathematical Framework

An elegant means to express these rewriting rules aforementioned is to use the S.O.S style defined by G.Plotkin ([33]). S.O.S rules are deduction rules of the shape:

$$\frac{\text{Premiss}(1) \text{ Premiss}(2) \dots \text{Premiss}(n)}{\text{Conclusion}}$$

meaning that: $\bigwedge_{i=1}^{i=n} \text{Premiss}(i) \Rightarrow \text{Conclusion}$. As said before, synchronous languages supply a parallelism operator (\parallel). We express the rule for parallel operator of *Esterel* language, as an example:

$$\frac{p_1 \xrightarrow{O_1}_I p'_1, p_2 \xrightarrow{O_2}_I p'_2}{p_1 \parallel p_2 \xrightarrow{O_1 \uplus O_2}_I p'_1 \parallel p'_2}$$

This example is representative of synchronous language parallel rules. We can see that we need to perform a specific operation of union of environments ($O_1 \uplus O_2$) which “unify” the information concerning the status of signals in respective O_1 and O_2 output environments. If the status of S in O_1 is 0 (absent) and is 1 in O_2 (present), in $O_1 \uplus O_2$, the status of S should be 1, in a Boolean consideration of signal status.

Hence, to formally define semantics rules, we need to give an algebraic framework to represent both signal status and operations on them and on environments. The natural first approach considers a Boolean algebra with \wedge , \vee and \neg operators. Then, starting from the fact that all signals (except input signals present in the reaction) have status 0 in the initial environment, the $O_1 \uplus O_2$ operation turns out to be the \vee operation on respective signal status in O_1 and O_2 .

According to synchrony paradigm, correct programs should be both *reactive* and *deterministic*. Reactivity means that a synchronous program must always react to any input event sequence, possibly in doing nothing. Determinism means that computations are reproducible and then a program yields always the same output event sequence in reaction to an input sequence. Such programs are called *logically correct* (see [7]). On another hand, a challenging phenomenon synchronous language semantics have to deal with is the notion of *causality*. Causality means that for each event generated in a reaction, there is a causal chain of events leading to this generation. No causal loop may occur.

To take into account these two aspects of synchrony paradigm, G. Berry[7] introduced *constructive* semantics for the Esterel language. But, in these semantics the mathematical framework is no more a Boolean algebra but a ternary algebra. Finally, 4-valued algebras have been considered to check causality with fixpoint iterative techniques ([39]) or to get separated compilation means relying on semantics definition ([37]).

The aim of this report, is to answer the question: what algebra to define synchronous language semantics allowing both to deduce compilation means and to build formal models for verification.

This report is organized as follows: next section (section 2) introduces 3-valued and 4-valued algebras and studies their respective properties with respect to our concern. We particularly highlight a specific 4-valued algebra (Algebra5) which offers to define a semantics we can rely on both to perform a separated compilation and to get verification ability. In section 3, we show that bilattice structure of algebras allows to deduce a nice encoding of 4-valued algebras into Boolean pairs, in order to implement semantics rules as compilation technique. Section 4 concludes. This report contains a huge appendix gathering all the demonstrations concerning bilattice properties and algebra properties of Algebra5.

2 Synchronous Languages' multi-valued Algebras

A *behavioral* semantics was first defined for Esterel. It is specified using S.O.S rules and considers a Boolean algebra to represent signal status. It defines globally each reaction. The values of output environment and derivative are solutions of fixpoint equations resulting from signal coherence law application and instantaneous information exchange between concurrent statements. But, the equations involve non monotonic operators (the negative one essential to define local signal rules). Thus existence and computation of fixpoints cannot be ensured. As a consequence, it is ineffective. Moreover, it cannot characterize logically correct programs. It just give a formal definition of program behaviors. In complement, an operational semantics is needed to compile programs and equivalence between the two semantics has to be established.

Then, *constructive* semantics characterize logically correct programs and solve the causality checking problem. Their purpose is to replace “the idea of checking assumptions about signal status by the idea of propagating facts about signal status”². A constructive version of behavioral semantics has been defined and also a constructive *circuit* semantics that translates each program into constructive circuits. In this constructive approach, a 3-valued algebra has been used to represent signal status. On another hand, declarative synchronous language as Signal([5]) also considers a ternary algebra to represent signal status.

2.1 3-valued Algebras

The general multi-valued algebra are introduced by Emil Post in 1921 [34, 13]. Concerning the synchronous languages, one has proposed to extend first the *present* (1) and *absent* (0) status of each signal with *bottom* (\perp). Intuitively, \perp represents the unknown status. Thus, a 3-valued algebra $\{\perp, 0, 1\}$ is considered to represent signal status. More generally, 3-valued algebras has been introduced several decades ago to reasoning with uncertain knowledge. In these approaches, an ordering gives them a lattice structure. As they are mainly logic models, they have \wedge , \vee , \neg and \rightarrow operators.

2.2 3-valued Algebras as Lattices

2.2.1 3-valued Algebras Candidates

Lots of authors are well-known to develop a 3-valued algebra. Let's begin with Lukasiewicz [27, 28], and later Kleene [26], Gödel [16, 17], Nelson-Markov-Vakarelov [32, 29, 43] (classically called Nelson), Jaskowski [23, 25] and Heyting [20]:

\vee	1	0	\perp	\wedge	1	0	\perp	\neg	
1	1	1	1	1	1	0	\perp	1	0
0	1	0	\perp	0	0	0	0	0	1
\perp	1	\perp	\perp	\perp	\perp	0	\perp	\perp	\perp

\vee , \wedge and \neg are common to the five algebras. The difference concerns the imply operator. In fact, recent works have showed the link between semi-Heyting algebras and Gödel algebra's family [1]. Moreover Nelson-Markov's imply can be deduced from Lukasiewicz's imply or the opposite [10]:

$$x \rightarrow_L y = (x \rightarrow_N y) \wedge (\neg y \rightarrow_N \neg x)$$

$$x \rightarrow_N y = x \rightarrow_L (x \rightarrow_L y)$$

²G.Berry in [7]

\rightarrow	1	0	\perp	\rightarrow	1	0	\perp	\rightarrow	1	0	\perp	\rightarrow	1	0	\perp
1	1	0	\perp	1	1	0	\perp	1	1	0	\perp	1	1	0	\perp
0	1	1	1	0	1	1	1	0	1	1	1	0	1	1	1
\perp	1	\perp	1	\perp	1	\perp	\perp	\perp	1	0	1	\perp	1	0	1
Lukasiewicz (L3)				Kleene (K3)				Gödel (G3)				Heyting (He3)			
\rightarrow	1	0	\perp	\rightarrow	1	0	\perp								
1	1	0	\perp	1	1	0	\perp								
0	1	1	1	0	1	1	1								
\perp	1	1	1	\perp	1	0	\perp								
Nelson (N3)				Jaskowski (J3)											

Ciucci and Dubois [11] explain the implication operator (binary connector) can be defined by three rules:

- if $x \leq y$ then $y \rightarrow z \leq x \rightarrow z$
- if $x \leq y$ then $z \rightarrow x \leq z \rightarrow y$
- $0 \rightarrow 0 = 1$ and $1 \rightarrow 1 = 1$ and $1 \rightarrow 0 = 0$

With this definition, authors explain that 14 definitions of the imply'operator are finally possible.

Besides only Kleene' imply $x \rightarrow y$ can be defined as $\neg x \vee y$.

In Lukasiewicz, \perp is encoding by the value "2". So the order $0 \leq 1 \leq \perp$ is implicit. According to Moisil [30], Lukasiewicz " \vee " and " \wedge " are defined with this encoding by an arithmetic equation where "+" and "." are the classical arithmetic operators:

- $x \vee y = 2.x^2.y^2 + x.y.(x+y+1) + x+y$
- $x \wedge y = x^2.y^2 + 2.x.y.(x+y+1)$

But, concerning $\neg x$ and $x \rightarrow y$, Moisil says nothing. Following Moisil, in 3-valued algebras, operators can be expressed as polynomials with weights in $\mathbb{Z}/3\mathbb{Z}$ (integer field modulo 3). Then, a binary operators can be characterized by a polynomial of the shape: $\alpha.x^2.y^2 + \beta.x^2.y + \delta.x^2 + \epsilon.x.y^2 + \phi.x.y + \gamma.x + \lambda.y^2 + \mu.y + v$; a unary one by a polynomial of the shape: $\delta.x^2 + \gamma.x + v$. To determine polynomials for $\neg x$ and $x \rightarrow y$, we compute which weights are solutions of the equations:

$$\begin{aligned} \delta.x^2 + \gamma.x + v &= \neg x \pmod{3} \\ \alpha.x^2.y^2 + \beta.x^2.y + \delta.x^2 + \epsilon.x.y^2 + \phi.x.y + \gamma.x + \lambda.y^2 + \mu.y + v &= x \rightarrow y \pmod{3} \end{aligned}$$

where the weight of each product are equal to 0, 1 or 2. Solutions are:

$$\begin{aligned} \neg x &= 2.x + 1 \\ x \rightarrow y &= x^2.y^2 + 2.x^2.y + 2.x.y^2 + 2.x.y + 2x + 1 = x^2.y^2 + 2.x.y.(x+y+1) + 2.x + 1 \end{aligned}$$

The proof is detailed in the appendix B.

Differently Gödel algebra has an equational view too. Here \perp is considered less than 1 and greater than 0:

- $x \vee y = \max(x, y)$
- $x \wedge y = \min(x, y)$
- $x \rightarrow y = 1$ if $x \leq y$, $= y$ otherwise

Also we can cite Bochvar [9] (B3) (sometimes called weak Kleene):

\vee	1	0	\perp	\wedge	1	0	\perp	\neg		\rightarrow	1	0	\perp
1	1	1	\perp	1	1	0	\perp	1	0	1	1	0	\perp
0	1	0	\perp	0	0	0	\perp	0	1	0	1	1	\perp
\perp	\perp	\perp	\perp	\perp	\perp	\perp	\perp	\perp	\perp	\perp	\perp	\perp	\perp

We can cite Sobocinski [42] (S3):

\vee	1	0	\perp	\wedge	1	0	\perp	\neg		\rightarrow	1	0	\perp
1	1	1	1	1	1	0	1	1	0	1	1	0	0
0	1	0	0	0	0	0	0	0	1	0	1	1	1
\perp	1	0	\perp	\perp	1	0	\perp	\perp	\perp	\perp	1	0	\perp

And finally, we can cite Sette [41, 35] (Se3). This logic has five operators: \rightarrow and \neg are primitive. The others can be deduced:

\vee	1	0	\perp	\wedge	1	0	\perp	\neg		\neg'		\rightarrow	1	0	\perp
1	1	1	1	1	1	0	1	1	0	1	0	1	1	0	1
0	1	0	1	0	0	0	0	0	1	0	1	0	1	1	1
\perp	1	1	1	\perp	1	0	1	\perp	1	\perp	0	\perp	1	0	1

In all these algebras (except Lukasiewicz algebra), \perp the *undefined* symbol, is considered implicitly or explicitly as "1/2". So $0 \leq \perp \leq 1$. We will call this order: "Boolean order \leq_B " in the following of this article.

To summarize, we have to understand the 3-valued logic or fuzzy logic domain is very wide and it is a specific branch of Computer Science research with its workshops and journals. We will never exhaustive, but fortunately many authors try to give a global view of this domains [11, 3, 6] or make a state of arts around famous authors. We can cite [28] about Lukasiewicz or [14] about Kleene, in this way.

On another hand, these algebras are *complete distributive lattices* according to the following definition:

Definition 1. A **lattice** is a partially ordered set (L, \leq) in which each pair a, b has a least upper bound ($a \vee b$) and a greatest lower bound ($a \wedge b$). L is *complete* if any subset $X \subseteq L$ has a least upper bound and a greatest lower bound. L is *distributive* if it satisfies the *distributive law* : $x \vee (y \wedge z) = (x \vee y) \wedge (x \vee z)$ or the inverse equivalent law.

The elements $a \vee b$ and $a \wedge b$ are usually called the *meet* and *join* of a and b .

This characterization as lattices allows to consider 3-valued algebras as models for 3-valued logic. For instance, Lukasiewicz algebra is a model for propositional calculus and it as been proved ([22]) that any formula derivable in the propositional calculus is valid in 3-valued Lukasiewicz algebra. Applications of these 3-valued algebras are many in non classical logic domain as synchronous language semantics.

2.2.2 Signal language

Signal [5] considers a 3-valued algebra to compute signal status: present, absent and \perp . Signal language has no global clock, contrary to others synchronous languages. Hence, signal status have a specific interpretation: \perp means that the signal has no clock i.e is not defined. Present and absent have the usual meaning for signal having clock. Status computing is performed in $\mathbb{Z}/3\mathbb{Z}$ with $+1$, -1 and 0 respectively encoding present, absent and \perp . With this encoding, each operator of the language has a ternary equation representation:

$\neg a$:	$-a$
$a \wedge b$:	$ab(ab - a - b - 1)$
$a \vee b$:	$ab(1 - a - b - ab)$
<i>when b</i>	:	$-b - b^2$
<i>a when b</i>	:	$a(-b - b^2)$
<i>a default b</i>	:	$a + (1 - a^2)b$
<i>a\$initx0</i>	:	a^2x with $x'(xnext) = a + (1 - a^2)x$

The associated algebra has particular properties:

$a + a$	=	$-a$
$a + a + a$	=	0
a^{2n}	=	a^2
a^{2n+1}	=	a
$a \cdot (1 - a^2)$	=	0
$(f(a^2))^n$	=	$f(a^2)$
$(1 - a^2)^2$	=	$1 - a^2$

These properties are used to compute the clock dependencies and deduce a possible clock order.

From \vee , \wedge and \neg algebraic definition, we can deduce their truth table. With the previous encoding, we have:

\vee	1	0	\perp
1	1	1	\perp
0	1	0	\perp
\perp	\perp	\perp	\perp

\wedge	1	0	\perp
1	1	0	\perp
0	0	0	\perp
\perp	\perp	\perp	\perp

\neg	
1	0
0	1
\perp	\perp

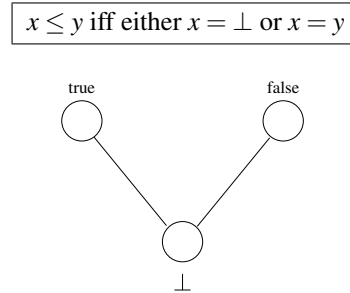
It turns out that it is Bochvar algebra.

2.3 3-valued Algebras as CPOs

But totally ordered algebras and lattice structure do not always fit synchronous language semantics requirements, particularly concerning fixpoint computations. Mainly because the \leq_B order does not reflect how the information about variable computation increases. In constructive semantics, a program is translated into a Boolean equation system and output environment is its least fixpoint solution. 3-valued algebra approach allows to characterize the operational semantics of the synchronous compiler: its goal is to transform and stabilize all \perp status of internal and output signals to 0 or 1. Thus, a 3-valued algebra more appropriate to formalize program computations has been considered.

2.3.1 3-valued Algebras Candidates

As a matter of fact, we have to wait Scott[40] to reconsider the order relation by defining \leq as:

Figure 1: Scott order for \mathbb{B}_\perp .

Scott called this order relation $x \leq y$ by “ x contained in y ”. In our view (also following multi-valued logic community), we call \leq_K this order relation because it characterizes the *degree of knowledge*. We can note that 0 and 1 are incomparable in this relation because they have the same weight of knowledge.

Indeed, *Scott Domain* theory was devoted to partial algebraic data representation, where knowledge about the elements is ordered. The goal is to interpret the elements of such domains as pieces of information or (partial) results of a computation, where elements that are higher in the order extend the information of the elements below them in a consistent way.

Formally, a non-empty partially ordered set (D, \leq) is called a Scott domain if the following hold³:

- D is directed complete, i.e. all directed subsets of D have a supremum;
- D is bounded complete, i.e. all subsets of D that have some upper bound have a supremum;
- D is algebraic, i.e. every element of D can be obtained as the supremum of a directed set of compact elements of

An important result is the Kleene fixpoint theorem: *If f is a continuous function on a poset D then it has a least fixed point, given as the least upper bound of all finite iterations of f on the least element \perp : $\forall n \in \mathbb{N} f^n(\perp)$.*

Historically, Scott domain theory has been introduced to define the *denotational semantics* of programming languages. The denotational semantics defines a semantic domain for each syntactic category of the language, and a valuation function for each syntactic category which assigns a denotation in the appropriate semantic domain to each program. It turns out that representing semantic domains as Scott domains allows to compute program meaning as the limit of a sequence of approximations and Kleene fixpoint theorem gives an effective means to compute this limit.

A simple special case of Scott domain is known as flat domain. This consists of a set of incomparable elements, such as the integers, along with a single "bottom" element considered smaller than all other elements. A particular flat domain \mathbb{B}_\perp (see figure 2.3.1), has been used to define synchronous language semantics, particularly Esterel semantics.

2.3.2 Esterel language

As already mentioned, the constructive semantics of Esterel language [7] relies on \mathbb{B}_\perp Scott domain to compile programs. But \perp has not the same interpretation as for Signal language. Esterel has a global clock and at each instant of its clock, signal must be stabilized as present or absent. \perp has been introduced to allow the definition of an operational semantics based on Scott domain \mathbb{B}_\perp , in which the computation of signal status converge for all signals. Given an initial signal environment where unknown signals have

³this definition is from Wikipedia.

status \perp , the constructive semantics computes for each statement two predicates *must* and *cannot*. *must* sets the status of signal instantaneously emitted in the statement to 1 while *cannot* sets the status of signal that are not emitted in the statement to 0. Indeed a statement is composed of sub statements, and the status of signal S is set to 1 if it exists *one* emit S sub statement; but it is set to 0 if there is no emit S in *all* the sub statements.

This computation of absence of signals at each instant does not allow to rely on constructive semantics to get a separated compilation. Effectively, in a separated compilation, only a partial set of sub statements is considered and so the status of all signals cannot be determined. Because for those having \perp as status it could exist an emit for them in a sub program not considered. We propose a solution ([37]) based on 4-valued algebra to represent signal status. As a matter of fact, we need a semantics which keeps \perp status for unknown signals in the environment of a sub statement. Then we must unify all these sub environments and so we can get incompatible status (\top) for some signals. Then, we need to represent signal status in a 4-valued algebra.

2.4 4-valued algebra

3-valued algebras are neither able to characterize status conflict between sub programs nor to allow a separated compilation. Thus we propose a new extension for status'signals: *error* (\top) and then we are lead to consider 4-valued algebra.

4-valued logic have been first considered by Belnap [24] to represent the knowledge in AI systems. In such deductive systems, the information need to fall in true, false, uncertain or conflicting truth values. Thus, 4-valued logic have four truth values: \perp , 0, 1 and \top . In section 2.1, we saw that constructive semantics have the ability to deal with causality. Nevertheless, causality checking remains a global process applied at program level and prevents to benefit from the structural rules of the semantics to separately compile programs.

The semantics we propose to rely on for both verification and compilation purposes, associates a 4-valued algebra equation system (\mathcal{E}) to each program instead of a Boolean one as traditional constructive semantics do. In each reaction, the equation system \mathcal{E} helps us to compute an output environment from an input one: $\mathcal{E} : E = F(E)$. \mathcal{E} is built according to semantics rules defined for each operator of the language. This means that at least the algebra must have usual logical operators: \neg , \boxplus , \boxminus which should have a Boolean like definition to be able to express the status of output and local signals from input and local signal status. Moreover, for the parallel operator ($P_1 \parallel P_2$) for instance, let \mathcal{E}_1 and \mathcal{E}_2 be the respective equation systems of P_1 and P_2 , then the overall equation system is the “unification” of \mathcal{E}_1 and \mathcal{E}_2 . This operation, we call *Unify* (\sqcup), performs the unification of signal status in the resulting equation system. For instance, assume that signal S has an equation $S_1 = f_1(\vec{v})$ in \mathcal{E}_1 to compute its status in P_1 , and an equation $S_2 = f_2(\vec{w})$ in \mathcal{E}_2 . Then the equation system for $P_1 \parallel P_2$ will have an equation $S = f_1(\vec{v}) \sqcup f_2(\vec{w})$. Intuitively, this operation must perform the union of the information concerning S status respectively in P_1 and P_2 . Then, the semantics computes the unique least fixpoint $E = F(E)$ in the 4-valued algebra considered. To ensure that least fixpoints exist and can be computed, we need a 4-valued algebra with operators making F monotonic. To this aim, we also consider the symmetric operator of \sqcup , called \sqcap .

On another hand, one of the motivation for introducing this 4-valued framework is to rely on mathematical semantics to compile synchronous programs. The goal we would reach is to get a separated way to perform compilation. We know that we cannot totally rely on any semantics because synchronous language semantics cannot be both modular and causal [21]. Since Esterel circuit semantics, causality is checked by sorting the Boolean equation system. Any causal program has a cycle free circuit. But, causality can be only check on the overall program, because two cycle free equation systems corresponding to 2 sub programs can yield a cyclic global equation system. This strong drawback is mainly due to the fact that this circuit semantics computes total orders on Boolean equation systems, i.e equation systems in

which \perp status (undetermined) has been changed to 0 (absent) to sort equation systems. Indeed variable dependencies in an equation system are only partial orders. In [37, 36], we propose a technique to sort 4-valued equation systems with respect to their partial orders allowing to merge two equation systems and deduce the overall ordering from the previously computed ordering for each system. Doing that, the compilation mechanism falls in two phases: first, a phase where sorted equation systems are computed in a modular way (applying the semantics rules). During this phase we generate sorted 4-valued algebra equation systems because we want to have the ability to unify equation systems to get a global one. So, we don't decide that \perp becomes 0 at this level⁴. On another hand, if a signal has status 0 in an equation system and status 1 in another, the unification must compute \top (error) as resulting status. Thus, a second phase is needed to generate final output code. This phase ensures that as soon as a variable that can be \top appears, the compilation fails. Otherwise, \perp status are changed to 0 and the values are propagated as usual in a Boolean equation system. Phase 2 is the very last stage of compilation and is not done at each reaction. After this phase, there is no return possible and we are no more modular. To achieve phase 2, we need an operator called *finalization* (FL for short) not defined for \top and which transform \perp into 0:

x	$FL(x)$
1	1
0	0
\top	-
\perp	0

2.4.1 4-valued Algebras Candidates

Several algebras are possible to handle the 4-valued signals: we present and compare here 5 versions whose aims differ. \sqcup and \sqcap are common. Perhaps \sqcap is useless to compilation concern, but it is the dual operator of \sqcup operator and is useful to prove distributive properties of algebras.

Common	\sqcup	1	0	\top	\perp	\sqcap	1	0	\top	\perp
	1	1	\top	\top	1	1	\perp	1	\perp	
	0	\top	0	\top	0	0	\perp	0	\perp	
	\top	\top	\top	\top	\top	\top	1	0	\top	\perp
	\perp	1	0	\top	\perp	\perp	\perp	\perp	\perp	\perp

⁴because an undefined status can increase either to present or to absent in the unification operation

LE2008	\boxplus	1	0	\top	\perp	\boxminus	1	0	\top	\perp	x	$\neg x$
	1	1	\top	\top	1	1	1	\perp	1	\perp	1	0
	0	\top	0	\top	0	0	\perp	0	0	\perp	0	1
	\top	\top	\top	\top	\top	\top	1	0	\top	\perp	\top	\perp
	\perp	1	0	\top	\perp	\perp	\perp	\perp	\perp	\perp	\perp	\top
Algebra2	\boxplus	1	0	\top	\perp	\boxminus	1	0	\top	\perp	x	$\neg x$
	1	1	1	\top	\perp	1	1	0	\top	\perp	1	0
	0	1	0	\top	\perp	0	0	0	\top	\perp	0	1
	\top	\top	\top	\top	\top	\top	\top	\top	\top	\top	\top	\top
	\perp	\perp	\perp	\top	\perp	\perp	\perp	\perp	\top	\perp	\perp	\perp
Algebra3	\boxplus	1	0	\top	\perp	\boxminus	1	0	\top	\perp	x	$\neg x$
	1	1	1	\top	1	1	1	0	\top	\perp	1	0
	0	1	0	\top	\perp	0	0	0	\top	0	0	1
	\top	\top	\top	\top	\top	\top	\top	\top	\top	\top	\top	\top
	\perp	1	\perp	\top	\perp	\perp	\perp	0	\top	\perp	\perp	\perp
Algebra4	\boxplus	1	0	\top	\perp	\boxminus	1	0	\top	\perp	x	$\neg x$
	1	1	1	1	1	1	1	0	\top	\perp	1	0
	0	1	0	\top	\perp	0	0	0	0	0	0	1
	\top	1	\top	\top	\top	\top	\top	0	\top	\top	\top	\top
	\perp	1	\perp	\top	\perp	\perp	\perp	0	\top	\perp	\perp	\perp
Algebra5	\boxplus	1	0	\top	\perp	\boxminus	1	0	\top	\perp	x	$\neg x$
	1	1	1	1	1	1	1	0	\top	\perp	1	0
	0	1	0	\top	\perp	0	0	0	0	0	0	1
	\top	1	\top	\top	1	\top	\top	0	\top	0	\top	\top
	\perp	1	\perp	1	\perp	\perp	\perp	0	0	\perp	\perp	\perp

- LE2008 algebra has been presented in [37] and [38]. We defined an imperative synchronous language (*Light Esterel*, LE for short) whose compiler applies the rules of a LE2008 algebra based semantics. This algebra does not make difference between the Unification (\sqcup) and Plus (\boxplus) operators on signals. But, LE2008 algebra cannot ensure that the function representing the LE2008 equation system associated to a program is monotonic since the operator \neg is not.
- Algebra2 is a possible first generalization of classical Boolean properties between 0 and 1. This algebra propagates the error status (\top).
- Algebra3 differs from the previous algebra by the behavior of \perp : in our view \perp can become 0 or 1. So we must have $1 \boxplus \perp = 1$ (because if \perp becomes 1 or 0, we want the sum results in 1). But, it is not the case for $0 \boxplus \perp$ which must have the possibility to become 1 if \perp becomes 1 too. Thus $0 \boxplus \perp = \perp$.
- In algebra4, each binary operator has a specific absorbing element (\top for \sqcup , \perp for \sqcap , 1 for \boxplus and 0 for \boxminus). This algebra no more propagates error status.
- Algebra5: A variant of Algebra4 where $\top \boxplus \perp$ equals 1 and $\top \boxminus \perp$ equals 0. These strange modifications a priori, will have an explanation in section 2.4.2 where we will see that they offer the ability to provide Algebra5 with a bilattice structure.

Table 1 summarizes the logical properties of the algebras defined in section 2.4.1. Concerning Algebra5, all properties are demonstrated in appendix A.2.

Properties	Alg.LE2008	Alg.2	Alg.3	Alg.4	Alg.5
$\perp \sqcup x = x$	YES	YES	YES	YES	YES
$\perp \sqcap x = \perp$	-	YES	YES	YES	YES
$1 \boxplus x = 1$	no	no	no	YES	YES
$\perp \boxplus x = x$	YES	no	no	no	no
$0 \boxplus x = x$	no	YES	YES	YES	YES
$\perp \boxdot x = \perp$	YES	no	no	no	no
$0 \boxdot x = 0$	no	no	no	YES	YES
$1 \boxdot x = x$	no	YES	YES	YES	YES
$\top \sqcup x = \top$	YES	YES	YES	YES	YES
$\top \sqcap x = x$	-	YES	YES	YES	YES
$\top \boxplus x = \top$	YES	YES	YES	no	no
$\top \boxdot x = \top$	no	YES	YES	no	no
$\top \boxdot x = x$	YES	no	no	no	no
$(x \sqcup y) \sqcup z = x \sqcup (y \sqcup z)$	YES	YES	YES	YES	YES
$(x \sqcap y) \sqcap z = x \sqcap (y \sqcap z)$	YES	YES	YES	YES	YES
$(x \boxplus y) \boxplus z = x \boxplus (y \boxplus z)$	YES	YES	YES	YES	YES
$(x \boxdot y) \boxdot z = x \boxdot (y \boxdot z)$	YES	YES	YES	YES	YES
$(x \boxplus y) \boxdot z = (x \boxdot z) \boxplus (y \boxdot z)$	YES	YES	YES	no	YES
$(x \boxdot y) \boxplus z = (x \boxplus z) \boxdot (y \boxplus z)$	YES	YES	YES	no	YES
$(x \sqcup y) \sqcap z = (x \sqcap z) \sqcup (y \sqcap z)$	-	YES	YES	YES	YES
$(x \sqcap y) \sqcup z = (x \sqcup z) \sqcap (y \sqcup z)$	-	YES	YES	YES	YES
$(x \sqcup y) \boxplus z = (x \boxplus z) \sqcup (y \boxplus z)$	YES	no	no	no	YES
$(x \sqcup y) \boxdot z = (x \boxdot z) \sqcup (y \boxdot z)$	YES	no	no	no	YES
$(x \sqcap y) \boxplus z = (x \boxplus z) \sqcap (y \boxplus z)$	-	no	YES	no	YES
$(x \sqcap y) \boxdot z = (x \boxdot z) \sqcap (y \boxdot z)$	-	no	YES	no	YES
$(x \boxplus y) \sqcup z = x \sqcup z \boxplus y \sqcup z$	YES	no	no	no	YES
$(x \boxplus y) \sqcap z = x \sqcap z \boxplus y \sqcap z$	-	no	no	no	YES
$(x \boxdot y) \sqcup z = x \sqcup z \boxdot y \sqcup z$	YES	no	no	no	YES
$(x \boxdot y) \sqcap z = x \sqcap z \boxdot y \sqcap z$	-	no	no		YES
$x \sqcup x = x$	YES	YES	YES	YES	YES
$x \sqcap x = x$	-	YES	YES	YES	YES
$x \boxplus x = x$	YES	YES	YES	YES	YES
$x \boxdot x = x$	YES	YES	YES	YES	YES
$x \boxdot y \boxplus x = x$	YES	no	no	no	YES
$(x \boxplus y) \boxdot x = x$	YES	no	no	no	YES
$(x \sqcup y) \sqcap x = x$	-	YES	YES	YES	YES
$(x \sqcap y) \sqcup x = x$	-	YES	YES	YES	YES
$(x \boxdot y) \sqcup x = x$	YES	no	no	no	no
$(\neg x \boxdot y) \boxplus x = x \boxplus y$	YES	YES	no	no	no
$(\neg x \boxplus y) \boxdot x = x \boxdot y$	YES	YES	no	no	no
$x \boxdot y \boxplus y \boxdot z \boxplus \neg x \boxdot z =$ $x \boxdot y \boxplus \neg x \boxdot z$	YES	YES	no	no	no
$(x \boxplus y) \boxdot (y \boxplus z) \boxdot (\neg x \boxplus z) =$ $(x \boxplus y) \boxdot (\neg x \boxplus z)$	YES	YES	no	no	no
$\neg(x \boxdot y) = \neg x \boxplus \neg y$	YES	YES	YES	YES	YES
$\neg(x \boxplus y) = \neg x \boxdot \neg y$	YES	YES	YES	YES	YES
$\neg(x \sqcup y) = \neg(x) \sqcup \neg(y)$	YES	YES	YES	YES	YES
$\neg(x \sqcap y) = \neg(x) \sqcap \neg(y)$	-	YES	YES	YES	YES

Table 1: Logical properties of the considered algebras

2.4.2 Bilattice Property of 4-valued Algebra

Indeed, we are interesting in algebras provided with a *bilattice* structure. Mainly because this framework considers two orderings: a Boolean ordering and a knowledge ordering which fit our concern.

Bilattice Theory

Bilattices were introduced by Ginsberg[15] as the underlying framework for AI⁵ inference systems. Bilattices are mathematical structures with two distinct orders usually denoted \leq_B and \leq_K . \leq_B expresses level of truth and is useful for truth evaluation, \leq_K represents the level of information or knowledge.

Definition 2. (Ginsberg[15]) A **bilattice** is a structure $(\mathcal{B}, \leq_B, \leq_K, \neg)$ consisting of a non empty set \mathcal{B} , partial orderings \leq_B and \leq_K and a mapping $\neg : \mathcal{B} \mapsto \mathcal{B}$ such that:

1. (\mathcal{B}, \leq_B) and (\mathcal{B}, \leq_K) are complete lattices
2. $x \leq_B y \Rightarrow \neg y \leq_B \neg x, \forall x, y \in \mathcal{B}$
3. $x \leq_K y \Rightarrow \neg x \leq_K \neg y, \forall x, y \in \mathcal{B}$
4. $\neg\neg x = x, \forall x \in \mathcal{B}$

If \leq_B is a lattice ordering, let 0 (resp. 1) denotes the least (resp. upper) element. $x \boxplus y$ (resp. $x \boxminus y$) is the join (resp. meet) of x and y . Similarly, if \leq_K is a lattice ordering, we denotes \perp (resp. \top) the least (resp. upper) element. $x \sqcup y$ (resp. $x \sqcap y$) is the join (resp. meet) of x and y .

A bilattice satisfies the *interlacing conditions* if:

1. $x \leq_B y \Rightarrow x \sqcup z \leq_B y \sqcup z$ and $x \sqcap z \leq_B y \sqcap z$
2. $x \leq_K y \Rightarrow x \boxplus z \leq_K x \boxplus z$ and $x \boxminus z \leq_K x \boxminus z$

In other words, a bilattice is *interlaced* if the lattice operations of one ordering are monotonic with respect to the other ordering and vice versa.

A bilattice is *distributive* if all twelve distributivity laws associated with the 4 operations $\boxplus, \boxminus, \sqcup$ and \sqcap hold. All distributive bilattice are interlaced.

Application to 4-valued Algebras

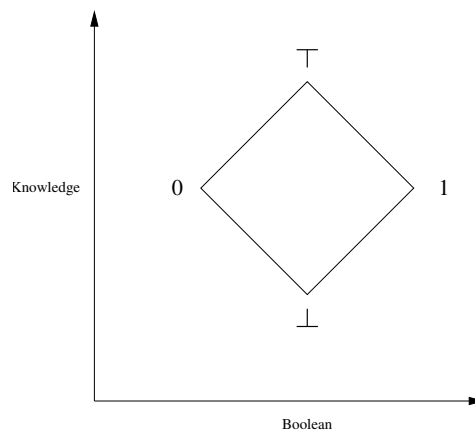


Figure 2: 4-valued algebras \leq_B and \leq_K orders

⁵Artificial Intelligence

Properties	Alg.LE2008	Alg.2	Alg.3	Alg.4	Alg.5
$x \leq_K (x \sqcup y)$	-	YES	YES	YES	YES
$x \leq_K y \Rightarrow (x \sqcup z) \leq_K (y \sqcup z)$	-	YES	YES	YES	YES
$x \leq_K y \Rightarrow (x \sqcap z) \leq_K (y \sqcap z)$	-	YES	YES	YES	YES
$\perp \leq_K (x \sqcup y) \leq_K \top$	-	YES	YES	YES	YES
$\perp \leq_K (x \sqcap y) \leq_K \top$	-	YES	YES	YES	YES
$x \leq_K y \Rightarrow \neg x \leq_K \neg y$	-	YES	YES	YES	YES
$x \leq_B (x \boxplus y)$	no	no	no	YES	YES
$(x \sqcap y) \leq_B x$	no	no	no	YES	YES
$x \leq_B y \Rightarrow (x \boxplus z) \leq_B (y \boxplus z)$	YES	no	no	YES	YES
$x \leq_B y \Rightarrow (x \sqcap z) \leq_B (y \sqcap z)$	YES	no	no	YES	YES
$0 \leq_B (x \boxplus y) \leq_B 1$	YES	YES	YES	YES	YES
$0 \leq_B (x \sqcap y) \leq_B 1$	YES	YES	YES	YES	YES
$x \leq_B y \Rightarrow \neg y \leq_B \neg x$	YES	YES	YES	YES	YES
$x \leq_B y$ and $z \leq_B t \Rightarrow x \sqcup z \leq_B y \sqcup t$	YES	YES	YES	YES	YES
$x \leq_B y$ and $z \leq_B t \Rightarrow x \sqcap z \leq_B y \sqcap t$	-	YES	YES	YES	YES
$x \leq_K y$ and $z \leq_K t \Rightarrow x \boxplus z \leq_K y \boxplus t$	-	YES	YES	no	YES
$x \leq_K y$ and $z \leq_K t \Rightarrow x \sqcap z \leq_K y \sqcap t$	-	YES	YES	no	YES

Table 2: \leq_B and \leq_K properties in LE2008 and Algebra(2,3,4,5). For Algebra5, properties are proved in appendix A.3.

Bilattice structure is a framework well suited to our concern, since it allows to separate two orderings (Boolean and knowledge) and then to be able to compute equation systems solutions. According to bilattice formalism, we introduce the following orders and we study their properties (see table 2) in the different algebras we have considered. LE2008 algebra, historically, has only the \leq_B ordering.

\perp	\leq_K	0	\leq_K	\top
\perp	\leq_K	1	\leq_K	\top
0	\leq_B	\perp	\leq_B	1
0	\leq_B	\top	\leq_B	1

Let us denote $\xi = \{\perp, 0, 1, \top\}$. Algebra(4,5) can be seen as the bilattices $(\xi, \leq_B, \leq_K, \neg)$ according to the previous definition of \leq_B and \leq_K orderings. But Algebra(2,3) cannot. Indeed, (ξ, \leq_B) is a complete lattice with 0 and 1 as extremums and so is (ξ, \leq_K) with \perp and \top as extremums for Algebra(4,5). But, looking at table 2, we can see that (ξ, \leq_B) is not a lattice for Algebra(2,3). According to definition of \neg operator (see section 2.4.1), for Algebra(4,5) we have: $x \leq_B y \Rightarrow \neg y \leq_B \neg x$, since only 0 and 1 are comparable with respect to \leq_B ordering; $x \leq_K y \Rightarrow \neg x \leq_K \neg y$, since only \perp and \top are comparable with respect to \leq_K ordering; $\neg\neg x = x$. Thus, Algebra(4,5) are bilattices.

In Algebra(4,5), the negation preserves the \leq_K order. This is this expression that \leq_K helps us to characterize the different degrees in the knowledge about element of the algebra. Hence, while it is expected that negation invert the notion of truth from a Boolean point of view, the role of negation with respect to \leq_K is somewhat transparent, we know no more and no less about x than about $\neg x$. As a consequence, Algebra(4,5) with this bilattice structure suits well our concern. We want to find out the appropriate mathematical framework such that algebra equation system solutions can be computed with a fixpoint. In particular, the separation between Boolean consideration and knowledge one is fundamental to make our approach works. Fixpoint computation refines the status of signal from \perp to \top according to

\leq_K ordering, so we are interested by monotony only with respect to knowledge order. Nevertheless, the \leq_B order is also mandatory to be able to compute Boolean like (\sqcap , \boxplus) operations on signal status which can appear in equations.

Distributivity is an important property in bilattice theory in general, but in our case, it is really significant because we can apply these laws to solve 4-valued algebra equation systems. The only algebra where the twelve distributive laws hold is Algebra5 (see table 1). So, we can consider that Algebra5 is a distributive bilattice and is the only one. We will see in section 3 the importance of distributive bilattice structure for our algebra.

2.5 5-valued algebra

All the previous algebras have the problem to not distinguish $\neg\perp$ and \perp . But in the Boolean algebra we would like that $x + \neg x = 1 \forall x \in \{0, 1\}$. In the no-error case, \perp will be derived in 0 or 1 during the compilation. So the idea to characterize $\neg\perp$ as a specific possible status Δ is perhaps interesting. The operators are extended around two new properties: $\perp \boxplus \Delta = \Delta \boxplus \perp = 1$ and $\perp \sqcap \Delta = \Delta \sqcap \perp = 0$. \perp and Δ have the same weight too.

The operators have these definitions:

x	$\neg x$
1	0
0	1
\top	\top
\perp	Δ
Δ	\perp

\sqcap	1	0	\top	\perp	Δ
1	1	\top	\top	1	1
0	\top	0	\top	0	0
\top	\top	\top	\top	\top	\top
\perp	1	0	\top	\perp	??
Δ	1	0	\top	??	Δ

\sqcap	1	0	\top	\perp	Δ
1	1	\perp	1	\perp	\perp
0	\perp	0	0	\perp	\perp
\top	1	0	\top	\perp	Δ
\perp	\perp	\perp	\perp	\perp	??
Δ	\perp	\perp	Δ	??	Δ

\boxplus	1	0	\top	\perp	Δ
1	1	1	1	1	1
0	1	0	\top	\perp	Δ
\top	1	\top	\top	1	1
\perp	1	\perp	1	\perp	1
Δ	1	Δ	1	1	Δ

\sqcap	1	0	\top	\perp	Δ
1	1	0	\top	\perp	Δ
0	0	0	0	0	0
\top	\top	0	\top	0	0
\perp	\perp	0	0	\perp	0
Δ	\perp	0	0	0	Δ

It is very difficult to interpret: $\Delta \sqcap \perp$. Adding a new symbol gives more problems than it solves! In conclusion of this section, we will choose 4-valued algebras with bilattice structure. We are now interesting in encoding these rules to built effective synchronous languages compilers.

3 Encoding Bilattice in Boolean Algebra Product

From a practical point of view, we are interesting to represent element of ξ by Boolean pairs.

3.1 Encoding

We define encoding functions $e : \xi \mapsto \mathbb{B} \times \mathbb{B} : x \in \xi, e(x) = (x_h, x_l)$. Several solutions are possible and affect the encoding of each operator especially. We sum up 3 possible encoding in the following table. Any other encoding can be looked by permutation and gives equivalent solutions:

Symbol	coding 1	coding 2	coding 3
\perp	00	00	00
0	11	10	01
1	01	11	10
\top	10	01	11

- Coding 2 has the advantage to give a simple operation of *finalization*, it leads to forget x_h component.
- Coding 3 explains the growing of the knowledge: (0,0) unknown, (0,1) or (1,0) good knowledge and (1,1) over-knowledge.

Table 3 shows the effect of each encoding on Algebra5 operators.

From table 3, we conclude that the third encoding has the simpler decomposition into pair of Boolean values for Algebra5. Then, we show in table 4 the encoding with respect to Coding 3 of the other 4-valued algebras we have studied in this report. This latter only details the \boxplus , \boxminus and \neg operators since \sqcup and \sqcap are identical for the 5 algebras and have been given in table 3.

Table 3 and table 4 analysis shows that Algebra5 is the best candidate for our purpose. Indeed, Algebra5 offers nice algebraic properties we will study in the next section.

3.2 Distributive Bilattice Properties Applied to Algebra5

If we consider Algebra5 and the third encoding (Coding 3), we can apply popular results from bilattice theory:

Definition 3. Let (L, \leq) be a complete lattice. The structure $L \odot L = (L \times L, \leq_B, \leq_K, \neg)$ is defined as follows:

- $(x_1, x_2) \leq_B (y_1, y_2)$ iff $x_1 \leq y_1$ and $x_2 \leq y_2$
- $(x_1, x_2) \leq_K (y_1, y_2)$ iff $x_1 \leq y_2$ and $x_2 \leq y_1$
- $\neg(x_1, x_2) = (x_2, x_1)$

Lemma 1. (Ginsberg[15]) Let (L, \leq) be a complete lattice. Then $L \odot L$ is an interlaced bilattice. If L is distributive, then so is $L \odot L$.

Given the structure $L \odot L$, it is easy to verify ([4]) that the basic bilattice operations are defined as follows⁶:

$$\begin{aligned}
 (c_1, d_1) \sqcup (c_2, d_2) &= (c_1 + c_2, d_1 + d_2) \\
 (c_1, d_1) \sqcap (c_2, d_2) &= (c_1 \cdot c_2, d_1 \cdot d_2) \\
 (c_1, d_1) \boxplus (c_2, d_2) &= (c_1 + c_2, d_1 \cdot d_2) \\
 (c_1, d_1) \boxminus (c_2, d_2) &= (c_1 \cdot c_2, d_1 + d_2)
 \end{aligned}$$

\odot operation offers a means to built distributive bilattice. We will see that we can construct the algebra we want following this method. Let us consider the usual Boolean set (\mathbb{B}, \leq) . (\mathbb{B}, \leq) is a complete lattice for $0 \leq 1$ ordering:

⁶we denote the meet and join operations with respect to \leq_B order by \sqcup and \boxplus ; the meet and join operations with respect to \leq_K order by \sqcap and \boxminus and the meet and join operation in the underlying lattice L by $+$ and \cdot .

	\sqcup
Coding 1	$(x \sqcup y)_h = x_h + y_h$ $(x \sqcup y)_l = x_h \cdot x_l \cdot y_h \cdot y_l + x_l \cdot \bar{y}_h \cdot \bar{y}_l + y_l \cdot \bar{x}_h \cdot \bar{x}_l + \bar{x}_h \cdot \bar{y}_h \cdot y_l$
Coding 2	$(x \sqcup y)_h = x_h \cdot \bar{y}_h \cdot \bar{y}_l + \bar{x}_h \cdot \bar{x}_l \cdot y_h + x_h \cdot \bar{x}_l \cdot \bar{y}_l + x_h \cdot x_l \cdot y_h \cdot y_l$ $(x \sqcup y)_l = x_l + y_l$
Coding 3	$(x \sqcup y)_h = x_h + y_h$ $(x \sqcup y)_l = x_l + y_l$
	\sqcap
Coding 1	$(x \sqcap y)_h = x_h \cdot y_h$ $(x \sqcap y)_l = x_h \cdot \bar{x}_l + y_h \cdot \bar{y}_l + \bar{x}_h \cdot x_l \cdot \bar{y}_h \cdot y_l + x_h \cdot y_h \cdot y_l$
Coding 2	$(x \sqcap y)_h = x_h \cdot \bar{y}_h \cdot y_l + \bar{x}_h \cdot x_l \cdot y_h + x_h \cdot x_l \cdot y_l + x_h \cdot \bar{x}_l \cdot y_h \cdot \bar{y}_l$ $(x \sqcap y)_l = x_l \cdot y_l$
Coding 3	$(x \sqcap y)_h = x_h \cdot y_h$ $(x \sqcap y)_l = x_l \cdot y_l$
	\boxplus
Coding 1	$(x \boxplus y)_h = x_h \cdot y_h$ $(x \boxplus y)_l = \bar{y}_h \cdot y_l + \bar{x}_h \cdot x_l + x_h \cdot \bar{x}_l \cdot \bar{y}_h + x_l \cdot y_l$
Coding 2	$(x \boxplus y)_h = x_h \cdot \bar{y}_h \cdot \bar{y}_l + \bar{x}_h \cdot \bar{x}_l \cdot y_h + x_h \cdot \bar{x}_l \cdot \bar{y}_l + x_h \cdot x_l \cdot y_h \cdot y_l$ $= (x \sqcup y)_h$ (by definition) $(x \boxplus y)_l = x_l + y_l = (x \sqcup y)_l$ (by definition)
Coding 3	$(x \boxplus y)_h = x_h + y_h$ $(x \boxplus y)_l = x_l \cdot y_l$
	\boxdot
Coding 1	$(x \boxdot y)_h = x_h + y_h$ $(x \boxdot y)_l = x_h + y_h \cdot y_l + x_l \cdot y_l$
Coding 2	$(x \boxdot y)_h = x_h \cdot \bar{y}_h \cdot y_l + \bar{x}_h \cdot x_l \cdot y_h + x_h \cdot x_l \cdot y_l + x_h \cdot \bar{x}_l \cdot y_h \cdot \bar{y}_l$ $= (x \sqcap y)_h$ (by definition) $(x \boxdot y)_l = x_l \cdot y_l = (x \sqcap y)_l$ (by definition)
Coding 3	$(x \boxdot y)_h = x_h \cdot y_h$ $(x \boxdot y)_l = x_l + y_l$
	\neg
Coding 1	$(\neg x)_h = x_h \oplus x_l$ $(\neg x)_l = x_l$
Coding 2	$(\neg x)_h = x_h$ $(\neg x)_l = \bar{x}_l$
Coding 3	$(\neg x)_h = x_l$ $(\neg x)_l = x_h$

Table 3: Encoding rules for Algebra5 operators

Algebra	\boxplus encoding	\boxminus encoding
LE2008	$(x \boxplus y)_h = x_h + y_h$ $(x \boxplus y)_l = x_l + y_l$	$(x \boxminus y)_h = x_h \cdot y_h$ $(x \boxminus y)_l = x_l \cdot y_l$
2	$(x \boxplus y)_h = x_h \cdot x_l + y_h \cdot y_l + x_l \cdot y_h + x_h \cdot y_l$ $(x \boxplus y)_l = x_h \cdot x_l + y_h \cdot y_l + x_l \cdot y_l$	$(x \boxminus y)_h = x_h \cdot x_l + y_h \cdot y_l + x_h \cdot y_h$ $(x \boxminus y)_l = x_h \cdot x_l + y_h \cdot y_l + x_h \cdot y_l + x_l \cdot y_h$
3	$(x \boxplus y)_h = x_h + y_h$ $(x \boxplus y)_l = x_h \cdot x_l + y_h \cdot y_l + x_l \cdot y_l$	$(x \boxminus y)_h = x_h \cdot x_l + y_h \cdot y_l + x_h \cdot y_h$ $(x \boxminus y)_l = x_l + y_l$
4	$(x \boxplus y)_h = y_h + x_h \cdot x_l + x_h \cdot y_l$ $(x \boxplus y)_l = x_l \cdot y_l + x_h \cdot x_l \cdot \bar{y}_h + y_h \cdot y_l \cdot \bar{x}_h$	$(x \boxminus y)_h = x_h \cdot y_h + x_h \cdot x_l \cdot \bar{y}_l + y_h \cdot y_l \cdot \bar{x}_l$ $(x \boxminus y)_l = x_l + y_l$
5	$(x \boxplus y)_h = x_h + y_h$ $(x \boxplus y)_l = x_l \cdot y_l$	$(x \boxminus y)_h = x_h \cdot y_h$ $(x \boxminus y)_l = x_l + y_l$

Algebra	\neg encoding
LE2008	$\neg x_h = \bar{x}_h$ $\neg x_l = \bar{x}_l$
Algebra(2,3,4,5)	$\neg x_h = x_l$ $\neg x_l = x_h$

Table 4: Boolean encoding of LE2008 and Algebra(2,3,4,5) with respect to Coding3

Property 1. Algebra5 and $\mathbb{B} \odot \mathbb{B}$ are isomorphic.

Proof. We recall that Algebra5 is the bilattice $(\xi, \leq_K \leq_B, \neg)$ defined in section 2.4.1. Let us consider the encoding $e_3 : \xi \mapsto \mathbb{B} \times \mathbb{B}$ defines as follows: $\perp \mapsto (0,0); 0 \mapsto (0,1); 1 \mapsto (1,0); \top \mapsto (1,1)$. e_3 is an isomorphism from Algebra5 to $\mathbb{B} \odot \mathbb{B}$:

1. $e_3(x \sqcup y) = e_3(x) \sqcup e_3(y)$:
 - (a) $x = \perp$: $\forall y \in \xi, x \sqcup y = y$. On the other hand $e_3(x) = (0,0)$ then $\forall z \in \mathbb{B} \times \mathbb{B}, e_3(x) \leq_K z$ and then $e_3(x) \sqcup z = z$ and in particular for $e_3(y)$.
 - (b) $x = 0$: the proof falls in two: (1) $y = \perp$ or $y = 0$, $0 \sqcup y = 0$ and $e_3(0 \sqcup y) = (0,1)$, on the other hand, $e_3(0) = (0,1)$ and $e_3(\perp) = (0,0)$ so if $y = \perp$ or $y = 0$, $e_3(0) \sqcup e_3(y) = (0,1)$; (2) $y = 1$ or $y = \top$, $0 \sqcup y = \top$ and $e_3(0 \sqcup y) = (1,1)$, on the other hand, $e_3(1) = (1,0)$ and $e_3(\top) = (1,1)$ so $e_3(0) \sqcup e_3(y) = (1,1)$.
 - (c) $x = 1$ the proof is similar to the previous case
 - (d) $x = \top$, $\forall y \in \xi, x \sqcup y = x$. On the other hand, $e_3(x) = (1,1)$ then $\forall z \in \mathbb{B} \times \mathbb{B}, z \leq_K e_3(x)z$ and in particular $e_3(y)$ so $e_3(x) \sqcup e_3(y) = e_3(x)$.
2. $e_3(x \sqcap y) = e_3(x) \sqcap e_3(y)$: the reasoning is similar to case 1.
3. $e_3(x \boxplus y) = e_3(x) \boxplus e_3(y)$:
 - (a) $x = \perp$: the proof falls in two: (1) $y = \perp$ or $y = 0$, $\perp \boxplus y = \perp$ and so $e_3(\perp \boxplus y) = (0,0)$, on the other hand, $e_3(\perp) = (0,0)$ and $e_3(0) = (0,1)$ and then $e_3(y) \leq_B e_3(\perp)$, hence $e_3(\perp) \boxplus e_3(y) = e_3(\perp) = (0,0)$; (2) $y = 1$ or $y = \top$, $\perp \boxplus y = 1$ and $e_3(\perp \boxplus y) = (1,0)$. On the other hand, $e_3(1) = (1,0)$ and $e_3(\top) = (1,1)$, so $e_3(\perp) \boxplus (0,1) = (0,1)$ and $e_3(\perp) \boxplus (1,1) = (0,1)$.
 - (b) $x = 0$: $0 \boxplus y = y$ in Algebra5, on the other hand in $\mathbb{B} \odot \mathbb{B}$, we have the ordering: $(0,1) \leq_B (0,0) \leq_B (1,0)$ and $(0,1) \leq_B (1,1) \leq_B (1,0)$ thus $e_3(0) \boxplus e_3(y) = e_3(y)$.

(c) $x = 1$: $1 \boxplus y = 1$ in Algebra5. On the other hand, $(1, 0)$ is the upper element of $\mathbb{B} \odot \mathbb{B}$, thus $(1, 0) \boxplus z = (1, 0)$, hence the equality holds.

(d) $x = \top$: the proof is symmetric to case (a).

4. $e_3(x \boxdot y) = e_3(x) \boxdot e_3(y)$: the proof is similar to the previous case.

Finally, $e_3(\neg x) = \neg(e_3(x))$: if $x = \perp$ or $x = \top$ the result is immediate since the \neg operator does not change these value. So, we have $e_3(x) = (x_h, x_l)$ with $x_h = x_l$ hence $(x_h, x_l) = (x_l, x_h)$. $\neg 0 = 1$ hence $e_3(\neg 0) = (1, 0) = \neg(0, 1) = \neg(e_3(0))$. The proof for $x = 1$ is symmetric.

Moreover, e_3 is clearly a bijection. \square

As a consequence, each Algebra5 equation system is equivalent to a Boolean equation system where each equation $x = f(\vec{v})$ is expanded in two equations: $x_h = f(\vec{v})_h$ and $x_l = f(\vec{v})_l$ such that $(f(\vec{v})_h, f(\vec{v})_l) = e_3(f(\vec{v}))$.

4 Conclusion

Synchronous languages have formal semantics computing models of programs either for verification purpose or for compilation. All along the three last decades, several version of semantics have been provided. They have all in common to compute the status of signals in an execution of a program. We need a mathematical framework to represent and compute signal status according to semantics rules. This paper is a review of some adopted solutions and points out another framework which has the ability to provide us with verification and separated compilation. It studies classical approaches with 3-valuated algebras. In these algebras, a \perp element turns out to be useful to have the ability to apply constructive rules. But to go further and get a separated compilation means relying on semantics, 4-valued algebras are required. We study five different 4-valued algebras and show that Algebra5 is a distributive bilattice. Then, we have the ability to consider two orders: a Boolean order and a knowledge order which allows us to get stabilization rules to compute signal status. The Boolean order is useful to compute the current environment of signals and the knowledge order is essential to merge environments after a separated compilation of statements. Nevertheless, Algebra3 is also an appealing framework because error is propagated which is not the case for Algebra5. But as soon as \top becomes an absorptive element, the bilattice structure cannot exists and this property is really inescapable.

The motivation for this work is the definition of a new method to compile synchronous languages in a separated way. Algebra5 provides us with well-suited properties allowing to define a constructive and efficient semantics as 4-valued constraints. It is also important to specify a behavioral semantics. It gives a meaning to programs and generates models for verification purpose. The chosen framework allows to get both and the equivalence between these two semantics holds and is immediate. Moreover, the isomorphism between Algebra5 and $\mathbb{B} \odot \mathbb{B}$ and the chosen encoding allow us to compute solutions as Boolean equation system solutions. Our previous work considered LE2008 algebra as the foundation of the semantics. The advantage was the simplicity of finalization process. The drawback was the \neg operator interpretation incompatible with classical Boolean interpretation. Thanks to bilattice structure, we get the appropriate generalization of Boolean algebra in synchronous world.

References

- [1] Manuel Abad, JuanManuel Cornejo, and JosÁ©Patricio DÁaz Varela. Semi-heyting algebras term-equivalent to gÁdel algebras. *Order*, pages 1–18, 2012.

-
- [2] C. André, H. Boufaïed, and S. Dissoubray. Synccharts: un modèle graphique synchrone pour systèmes réactifs complexes. In *Real-Time Systems(RTS'98)*, pages 175–196, Paris, France, January 1998. Teknea.
- [3] Krassimir T. Atanassov. *On Intuitionistic Fuzzy Sets Theory*, volume 283 of *Studies in Fuzziness and Soft Computing*. Springer, 2012.
- [4] D. Pigozzi B. Mobasher and G. Slutzki. Multi-valued logic programming semantics: An algebraic approach. *Theoretical Computer Science*, 171 (1-2):77–109, 1997.
- [5] A. Benveniste, P. Le Guernic, and C. Jacquemot. Synchronous programming with events and relations : the signal language and its semantics. *Science of computer programming*, 16(2):103–149, 1991.
- [6] Merrie Bergmann. *An introduction to many-valued and fuzzy logic. Semantics, algebras, and derivation systems*. Cambridge: Cambridge University Press, 2008.
- [7] G. Berry. *The Constructive Semantics of Pure Esterel*. Draft Book, available at: <http://www.esterel-technologies.com> 1996.
- [8] G. Berry. The Foundations of Esterel. In G. Plotkin, C. Stearling, and M. Tofte, editors, *Proof, Language, and Interaction, Essays in Honor of Robin Milner*. MIT Press, 2000.
- [9] D.A. Bochvar. On a three-valued logical calculus and its applications to the analysis of the paradoxes of the classical extended functional calculus (in russian). *Matématičeskij Sbornik*, 4:287–308, 1938. Translated by Merrie Bergman, *History and Philosophy of Logic* 2, (1981), 87–112.
- [10] Davide Ciucci and Didier Dubois. Logiques tri-valuées de l’information incomplète et logique épistémique. In *Journées Nationales de l’IA Fondamentale*, Toulouse, France, 22-24 Mai 2012.
- [11] Davide Ciucci and Didier Dubois. Three-valued logics for incomplete information and epistemic logic. In *JELIA*, volume 7519 of *Lecture Notes in Computer Science*, pages 147–159. Springer, 2012.
- [12] S.A. Edwards D. Potop-Butucaru and G. Berry. *Compiling Esterel*. Springer, 2007.
- [13] M. Davis. *Solvability, provability, definability : the collected works of Emil L Post*. M Davis (ed.), 1994.
- [14] Melvin C. Fitting. Kleene’s three-valued logics and their children. *Fundamenta Informaticae*, 20(1–3):113–131, 1994.
- [15] Matthew Ginsberg. Multivalued logics: A uniform approach to inference in artificial intelligence. *Computational Intelligence*, 4:265–316, 1988.
- [16] Kurt Gödel. Zum intuitionistischen Aussagenkalkül. *Anzeiger Akademie der Wissenschaften Wien, mathematisch-naturwiss. Klasse*, 32:65–66, 1932. Reprinted and translated in Goedel86.
- [17] Kurt Gödel. *Collected Works : Publications 1929–1936*, volume 1. Oxford University Press, 1986. Edited by Solomon Feferman, John Dawson, and Stephen Kleene.
- [18] N. Halbwachs. *Synchronous Programming of Reactive Systems*. Kluwer Academic, 1993.
- [19] D. Harel and A. Pnueli. On the development of reactive systems. In *NATO, Advanced Study institute on Logics and Models for Verification and Specification of Concurrent Systems*. Springer Verlag, 1985.

- [20] A. Heyting. *Logic and foundations of mathematics*. Wolters-Noordhoff series of monographs and textbooks on pure and applied mathematics. Wolters-Noordhoff, 1969.
- [21] C. Huizing and R. Gerth. Semantics of reactive systems in abstract time. In *Real Time: Theory in Practice, Proc of REX workshop*, pages 291–314. W.P. de Roever and G. Rozenberg Eds, LNCS, June 1991.
- [22] Luisa Iturrioz. An axiom system for three-valued lukasiewicz propositional calculus. *Notre Dame Journal of Formal Logic*, 1977.
- [23] Stanislaw Jaskowski. Propositional calculus for contradictory deductive systems. *Studia Logica*, 24:143–157, 1969.
- [24] N.D. Belnap Jr. A useful four-valued logic. *Modern Uses of Multiple-Valued Logic*, pages 3–37, 1977.
- [25] Alexander S. Karpenko. Jaskowski’s criterion and three-valued paraconsistent logics. In *Logic and Logical Philosophy*, volume 7, 1999.
- [26] Stephen Cole Kleene. *Introduction to metamathematics*. Bibl. Mathematica. North-Holland, Amsterdam, 1952.
- [27] Jan Łukasiewicz. O logice trójwartościowej. *Ruch Filozoficzny*, 5:169–171, 1920. Reprinted and translated in *Jan Łukasiewicz, Selected Writings*.
- [28] Jan Łukasiewicz. *Jan Łukasiewicz, Selected Writings*. North-Holland, 1970. Edited by L. Borowski.
- [29] A.A. Markov. A constructive logic. In *Matematicheskikh Nauk (N.S.)*, volume 5, 1950.
- [30] GR.C. Moisil. *The Algebraic Theory of Switching Circuits*. Editura Technica, Permagon Press, 1969.
- [31] F. Lagnier N. Halbwachs and C. Ratel. Programming and verifying critical systems by means of the synchronous data-flow programming language lustre. In *Special Issue on the Specification and Analysis of Real-Time Systems*. IEEE Transactions on Software Engineering, 1992.
- [32] David Nelson. Constructible falsity. *J. Symb. Log.*, 14(1):16–26, 1949.
- [33] G. Plotkin. A structural approach to operational semantics. Technical report, DAIMI FN-19, Aarhus University, Denmark, 1981.
- [34] E.L. Post. Introduction to a general theory of elementary propositions. *Amer. J.Math.*, 43:163–185, 1921.
- [35] Alexej P. Pynko. Algebraic study of sette’s maximal paraconsistent logic. *Studia Logica*, 54(1):89–128, 1995.
- [36] Annie Ressouche and Daniel Gaffé. Compilation Modulaire d’un Langage Synchrones. *Revue des sciences et technologies de l’information, série Théorie et Science Informatique*, 4(30):441–471, June 2011.
- [37] Annie Ressouche, Daniel Gaffé, and Valérie Roy. Modular Compilation of a Synchronous Language. In Roger Lee, editor, *Software Engineering Research, Management and Applications*, volume 150 of *Studies in Computational Intelligence*, pages 151–171. Springer, August 2008.

-
- [38] Annie Ressouche, Daniel Gaffé, and Valérie Roy. Modular Compilation of a Synchronous Language. Rapport de recherche RR-6424, INRIA, 2008.
- [39] K. Schneider, J. Brandt, and T. Schuele. Causality analysis of synchronous programs with delayed actions. In *Proceedings of the 2004 international conference on Compilers, architecture, and synthesis for embedded systems, CASES '04*, pages 179–189, New York, NY, USA, 2004. ACM.
- [40] Donna S. Scott. Logic and programming languages. *Communications of the ACM*, 20:634–641, 1977.
- [41] A. M. Sette. On propositional calculus p1. In *Mathematica Japonicae*, volume 16, 1973.
- [42] B. Sobocinski. Axiomatization of a partial system of three-valued calculus of propositions. *The Journal of Computing Systems*, 1:23–55, 1952.
- [43] D. Vakarelov. Notes on n-lattices and constructive logic with strong negation. *Studia Logica*, 36(1-2):109–125, 1977.

A Demonstrations

A.1 Bilattice operators

Here, we study the projection of Algebra5 4-valued algebra into pair of Boolean values. For each element x of Algebra5, we will call (x_{pos}, x_{neg}) the pair of Boolean values associated to x with respect to a given encoding. We will rely on Algebra5 to define a mathematical semantics for imperative synchronous languages. We choose this notation, because property 1 allows us to consider that x_{pos} (resp. x_{neg}) represents the degree of presence (resp. absence) of the signal whose status is x .

A.1.1 \sqcup Unify operator:

Corresponding with the chosen encoding:

signal status	encoding
\perp	00
0	01
1	10
\top	11

Associated Truth Table after encoding:

x_{pos}	x_{neg}	y_{pos}	y_{neg}	S_{pos}	S_{neg}
0	0	0	0	0	0
0	0	0	1	0	1
0	0	1	0	1	0
0	0	1	1	1	1
0	1	0	0	0	1
0	1	0	1	0	1
0	1	1	0	1	1
0	1	1	1	1	1
1	0	0	0	1	0
1	0	0	1	1	1
1	0	1	0	1	0
1	0	1	1	1	1
1	1	0	0	1	1
1	1	0	1	1	1
1	1	1	0	1	1
1	1	1	1	1	1

Simplification:

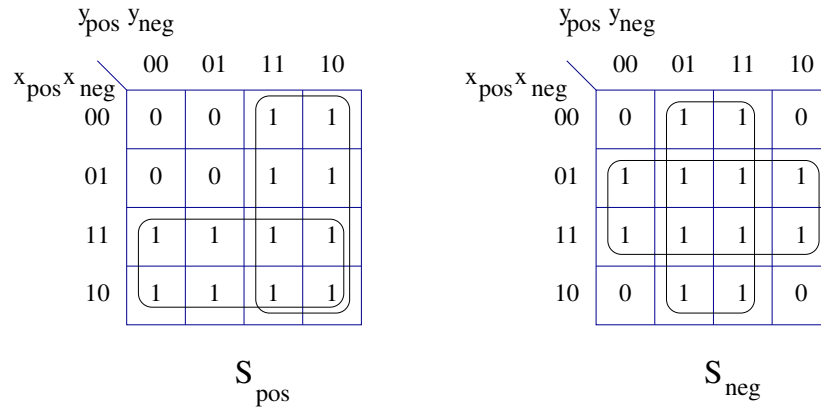


Figure 3: The Karnaugh table for \sqcup .

Equations:

$$\begin{aligned} S_{pos} &= x_{pos} + y_{pos} \\ S_{neg} &= x_{neg} + y_{neg} \end{aligned}$$

A.1.2 \sqcap Co-unify operator

\sqcap	1	0	\top	\perp
1	1	\perp	1	\perp
0	\perp	0	0	\perp
\top	1	0	\top	\perp
\perp	\perp	\perp	\perp	\perp

This operator is not actually used in the synchronous language compilers. In fact, it is essential to the bilattice theory introduced by Benhalp and Ginberg.

As the Unify operator, the co-unify operator has the special property to be its own dual operator by the morgan laws too:

$$\neg(x \sqcap y) = \neg(x) \sqcap \neg(y)$$

Associated Truth Table after encoding:

x_{pos}	x_{neg}	y_{pos}	y_{neg}	S_{pos}	S_{neg}
0	0	0	0	0	0
0	0	0	1	0	0
0	0	1	0	0	0
0	0	1	1	0	0
0	1	0	0	0	0
0	1	0	1	0	1
0	1	1	0	0	0
0	1	1	1	0	1
1	0	0	0	0	0
1	0	0	1	0	0
1	0	1	0	1	0
1	0	1	1	1	0
1	1	0	0	0	0
1	1	0	1	0	1
1	1	1	0	1	0
1	1	1	1	1	1

Simplification:

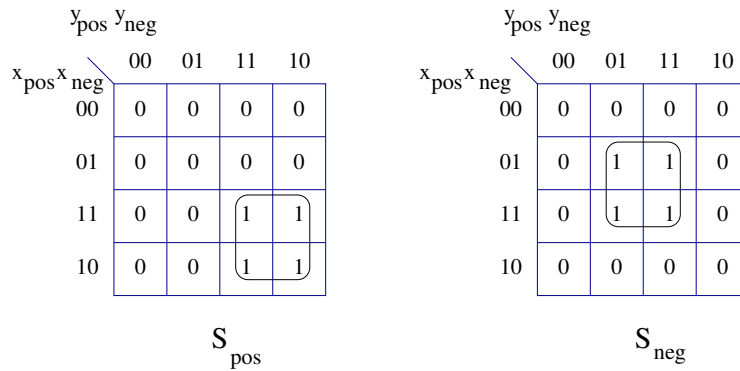


Figure 4: The Karnaugh table of \square operator.

Equations:

$$\begin{aligned} S_{pos} &= x_{pos} \cdot y_{pos} \\ S_{neg} &= x_{neg} \cdot y_{neg} \end{aligned}$$

A.1.3 \boxplus Plus operator:

\boxplus	1	0	\top	\perp
1	1	1	1	1
0	1	0	\top	\perp
\top	1	\top	\top	1
\perp	1	\perp	1	\perp

Associated Truth Table after encoding:

x_{pos}	x_{neg}	y_{pos}	y_{neg}	S_{pos}	S_{neg}
0	0	0	0	0	0
0	0	0	1	0	0
0	0	1	0	1	0
0	0	1	1	1	0
0	1	0	0	0	0
0	1	0	1	0	1
0	1	1	0	1	0
0	1	1	1	1	1
1	0	0	0	1	0
1	0	0	1	1	0
1	0	1	0	1	0
1	0	1	1	1	0
1	1	0	0	1	0
1	1	0	1	1	1
1	1	1	0	1	0
1	1	1	1	1	1

Simplification:

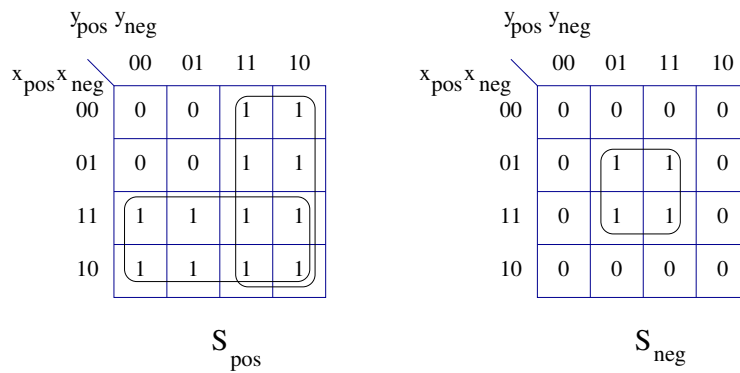


Figure 5: The Karnaugh table for \boxplus operator.

Equations:

$$\begin{aligned} S_{pos} &= x_{pos} + y_{pos} \\ S_{neg} &= x_{neg} \cdot y_{neg} \end{aligned}$$

A.1.4 \boxdot Mult operator:

\boxdot	1	0	\top	\perp
1	1	0	\top	\perp
0	0	0	0	0
\top	\top	0	\top	0
\perp	\perp	0	0	\perp

Associated Truth Table after encoding:

x_{pos}	x_{neg}	y_{pos}	y_{neg}	S_{pos}	S_{neg}
0	0	0	0	0	0
0	0	0	1	0	1
0	0	1	0	0	0
0	0	1	1	0	1
0	1	0	0	0	1
0	1	0	1	0	1
0	1	1	0	0	1
0	1	1	1	0	1
1	0	0	0	0	0
1	0	0	1	0	1
1	0	1	0	1	0
1	0	1	1	1	1
1	1	0	0	0	1
1	1	0	1	0	1
1	1	1	0	1	1
1	1	1	1	1	1

Simplification:

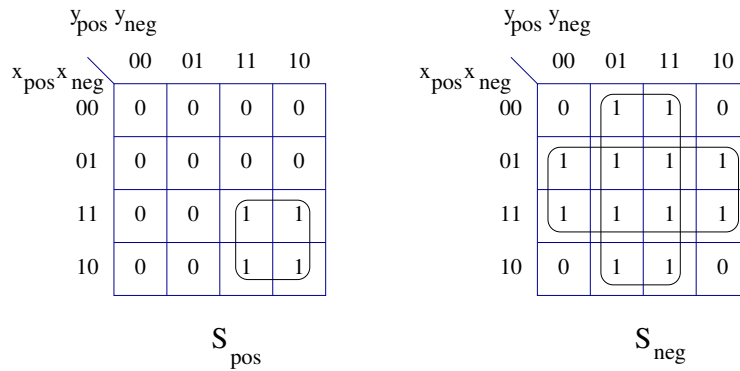


Figure 6: The Karnaugh table for \square operator.

Equations:

$$\begin{aligned} S_{pos} &= x_{pos} \cdot y_{pos} \\ S_{neg} &= x_{neg} + y_{neg} \end{aligned}$$

S_{pos} and S_{neg} equations for \sqcup, \sqcap, \boxplus and \square can also be deduced from the isomorphism between Algebra5 and $\mathbb{B} \odot \mathbb{B}$ showed in property 1.

A.1.5 \neg Neg operator:

x	$\neg x$
\perp	\perp
0	1
1	0
\top	\top

Associated Truth Table after encoding:

x_{pos}	x_{neg}	S_{pos}	S_{neg}
0	0	0	0
0	1	1	0
1	0	0	1
1	1	1	1

Directly:

$$\begin{array}{l} S_{pos} = x_{neg} \\ S_{neg} = x_{pos} \end{array}$$

This operation can be seen as a swap of variables according to the Belnap's theory.

A.1.6 Finalisation operator

x	$FL(x)$
\perp	0
0	0
1	1
\top	\emptyset

\emptyset is the don't care value.

Associated Truth Table after encoding:

x_{pos}	x_{neg}	S_{pos}	S_{neg}
0	0	0	1
0	1	0	1
1	0	1	0
1	1	\emptyset	\emptyset

Directly:

$$\begin{array}{l} S_{pos} = x_{pos} \\ S_{neg} = \overline{x_{pos}} \end{array}$$

A.2 Algebra properties

This section is devoted to the demonstrations of Algebra5 algebraic properties described in table 1. According to property 1 we can represent each element x of Algebra5 as a pair of Boolean value (x_{pos} , x_{neg}). Hence each law of Algebra5 can be proved either by computing truth tables or by relying on this decomposition to deduce the law from Boolean algebra laws.

For each law, we propose both approaches. To ease the expression of proofs, we will use a matrix to represent the Boolean decomposition of elements of Algebra5:

$$x = \begin{pmatrix} x_{pos} \\ x_{neg} \end{pmatrix}$$

A.2.1 Absorption Laws

$$\boxed{\neg(\neg x) = x}$$

Proof. we detail both approaches:

1. Truth table approach:

x	$\neg x$	$\neg(\neg x)$
\perp	\perp	\perp
0	1	0
1	0	1
\top	\top	\top

2. Algebraic approach:

$$\neg x = \begin{pmatrix} x_{neg} \\ x_{pos} \end{pmatrix} \implies \neg(\neg x) = \begin{pmatrix} x_{pos} \\ x_{neg} \end{pmatrix} = x$$

□

$$\boxed{\perp \sqcup x = x}$$

Proof. we detail both approaches:

1. Truth table approach

x	$\perp \sqcup x$
\perp	\perp
0	0
1	1
\top	\top

2. Algebraic approach: to establish the proof we rely on the decomposition of Algebra5 operators described in table 3 and proved in the previous section of this appendix.

$$\perp \sqcup x = \begin{pmatrix} 0 + x_{pos} \\ 0 + x_{neg} \end{pmatrix} = \begin{pmatrix} x_{pos} \\ x_{neg} \end{pmatrix} = x$$

We recall that $\perp = \begin{pmatrix} 0 \\ 0 \end{pmatrix}$.

□

$$\boxed{\perp \sqcap x = \perp}$$

Proof. we detail both approaches:

1. Truth table approach

x	$\perp \sqcap x$
\perp	\perp
0	\perp
1	\perp
\top	\perp

2. Algebraic approach: to establish the proof we rely on the decomposition of Algebra5 operators described in table 3 and proved in the previous section of this appendix.

$$\perp \sqcap x = \begin{pmatrix} 0 \cdot x_{pos} \\ 0 \cdot x_{neg} \end{pmatrix} = \begin{pmatrix} 0 \\ 0 \end{pmatrix} = 0.$$

□

$$\boxed{1 \boxplus x = 1}$$

Proof. we detail both approaches:

1. Truth table approach:

x	$1 \boxplus x$
\perp	1
0	1
1	1
\top	1

2. Algebraic approach:

$$1 \boxplus x = \begin{pmatrix} 1 + x_{pos} \\ 0 \cdot x_{neg} \end{pmatrix} = \begin{pmatrix} 1 \\ 0 \end{pmatrix} = 1$$

Because in Boolean algebra: $1 + x = 1$ and $0 \cdot x = 0$.

□

$$\boxed{0 \boxplus x = x}$$

Proof. we consider both approaches:

1. Truth table approach:

x	$0 \boxplus x$
\perp	\perp
0	0
1	1
\top	\top

2. Algebraic approach:

$$0 \boxplus x = \begin{pmatrix} 0 + x_{pos} \\ 1 \cdot x_{neg} \end{pmatrix} = \begin{pmatrix} x_{pos} \\ x_{neg} \end{pmatrix} = x$$

Because $0 + x = x$ and $1 \cdot x = x$ in Boolean algebra.

□

$$\perp \boxplus x \neq x$$

Proof. we consider both approaches:

1. Truth table approach:

x	$\perp \boxplus x$
\perp	\perp
0	\perp
1	1
\top	1

2. Algebraic approach:

$$\begin{pmatrix} 0 \\ 0 \end{pmatrix} \boxplus \begin{pmatrix} x_{pos} \\ x_{neg} \end{pmatrix} = \begin{pmatrix} 0 + x_{pos} \\ 0 \cdot x_{neg} \end{pmatrix} = \begin{pmatrix} x_{pos} \\ 0 \end{pmatrix} \neq \begin{pmatrix} x_{pos} \\ x_{neg} \end{pmatrix}$$

□

$$\perp \boxminus x \neq \perp$$

Proof. we consider both approaches:

1. Truth table approach:

x	$\perp \boxminus x$
\perp	\perp
0	0
1	\perp
\top	0

2. Algebraic approach:

$$\begin{pmatrix} 0 \\ 0 \end{pmatrix} \boxminus \begin{pmatrix} x_{pos} \\ x_{neg} \end{pmatrix} = \begin{pmatrix} 0 \cdot x_{pos} \\ 0 + x_{neg} \end{pmatrix} = \begin{pmatrix} 0 \\ x_{neg} \end{pmatrix} \neq \begin{pmatrix} 0 \\ 0 \end{pmatrix}$$

□

$$\boxed{0 \sqcap x = 0}$$

Proof. we consider both approaches:

1. Truth table:

x	$0 \sqcap x$
\perp	0
0	0
1	0
\top	0

2. Algebraic approach:

$$\begin{pmatrix} 0 \\ 1 \end{pmatrix} \sqcap \begin{pmatrix} x_{pos} \\ x_{neg} \end{pmatrix} = \begin{pmatrix} 0 \cdot x_{pos} \\ 1 + x_{neg} \end{pmatrix} = \begin{pmatrix} 0 \\ 1 \end{pmatrix}$$

□

$$\boxed{1 \sqcap x = x}$$

Proof. we consider both approaches:

1. Truth table:

x	$1 \sqcap x$
\perp	\perp
0	0
1	1
\top	\top

2. Algebraic approach:

$$\begin{pmatrix} 1 \\ 0 \end{pmatrix} \sqcap \begin{pmatrix} x_{pos} \\ x_{neg} \end{pmatrix} = \begin{pmatrix} 1 \cdot x_{pos} \\ 0 + x_{neg} \end{pmatrix} = \begin{pmatrix} x_{pos} \\ x_{neg} \end{pmatrix}$$

□

$$\boxed{\top \sqcup x = \top}$$

Proof. We consider both approaches.

1. Truth table approach:

x	$\top \sqcup x$
\perp	\top
0	\top
1	\top
\top	\top

2. Algebraic approach:

$$\begin{pmatrix} 1 \\ 1 \end{pmatrix} \sqcup \begin{pmatrix} x_{pos} \\ x_{neg} \end{pmatrix} = \begin{pmatrix} 1 + x_{pos} \\ 1 + x_{neg} \end{pmatrix} = \begin{pmatrix} 1 \\ 1 \end{pmatrix}$$

□

$$\boxed{\top \boxplus x \neq \top}$$

Proof. We consider both approaches.

1. Truth table approach:

x	$\top \boxplus x$
\perp	1
0	\top
1	1
\top	\top

2. Algebraic approach:

$$\begin{pmatrix} 1 \\ 1 \end{pmatrix} \sqcup \begin{pmatrix} x_{pos} \\ x_{neg} \end{pmatrix} = \begin{pmatrix} 1 + x_{pos} \\ 1 + x_{neg} \end{pmatrix} = \begin{pmatrix} 1 \\ 1 \end{pmatrix}$$

□

$$\boxed{\top \boxtimes x \neq \top}$$

Proof. We consider both approaches.

1. Truth table approach:

x	$\top \boxtimes x$
\perp	0
0	0
1	\top
\top	\top

2. Algebraic approach:

$$\begin{pmatrix} 1 \\ 1 \end{pmatrix} \boxtimes \begin{pmatrix} x_{pos} \\ x_{neg} \end{pmatrix} = \begin{pmatrix} 1 + x_{pos} \\ 1 \cdot x_{neg} \end{pmatrix} = \begin{pmatrix} 1 \\ x_{neg} \end{pmatrix} \neq \begin{pmatrix} 1 \\ 1 \end{pmatrix}$$

□

A.2.2 Associativity Laws

$$\boxed{(x \sqcup y) \sqcup z = x \sqcup (y \sqcup z)}$$

Proof. We consider both approaches.

1. Truth table approach:

x	y	z	$x \sqcup y$	$(x \sqcup y) \sqcup z$	$y \sqcup z$	$x \sqcup (y \sqcup z)$	x	y	z	$x \sqcup y$	$(x \sqcup y) \sqcup z$	$y \sqcup z$	$x \sqcup (y \sqcup z)$
\perp	\perp	\perp	\perp	\perp	\perp	\perp	0	\perp	\perp	0	0	\perp	0
\perp	\perp	0	\perp	0	0	0	0	\perp	0	0	0	0	0
\perp	\perp	1	\perp	1	1	1	0	\perp	1	0	\top	1	\top
\perp	\perp	\top	\perp	\top	\top	\top	0	\perp	\top	0	\top	\top	\top
\perp	0	\perp	0	0	0	0	0	0	\perp	0	0	0	0
\perp	0	0	0	0	0	0	0	0	0	0	0	0	0
\perp	0	1	0	\top	\top	\top	0	0	1	0	\top	\top	\top
\perp	0	\top	0	\top	\top	\top	0	0	\top	0	\top	\top	\top
\perp	1	\perp	1	1	1	1	0	1	\perp	\top	\top	1	\top
\perp	1	0	1	\top	\top	\top	0	1	0	\top	\top	\top	\top
\perp	1	1	1	1	1	1	0	1	1	\top	\top	1	\top
\perp	1	\top	1	\top	\top	\top	0	1	\top	\top	\top	\top	\top
\perp	\top	\perp	\top	\top	\top	\top	0	\top	\perp	\top	\top	\top	\top
\perp	\top	0	\top	\top	\top	\top	0	\top	0	\top	\top	\top	\top
\perp	\top	1	\top	\top	\top	\top	0	\top	1	\top	\top	\top	\top
\perp	\top	\top	\top	\top	\top	\top	0	\top	\top	\top	\top	\top	\top
\top	\perp	\perp	\top	\top	\perp	\top	1	\perp	\perp	1	1	\perp	1
\top	\perp	0	\top	\top	0	\top	1	\perp	0	1	\top	0	\top
\top	\perp	1	\top	\top	1	\top	1	\perp	1	1	1	1	1
\top	\perp	\top	\top	\top	\top	\top	1	\perp	\top	1	\top	\top	\top
\top	0	\perp	\top	\top	0	\top	1	0	\perp	\top	\top	0	\top
\top	0	0	\top	\top	0	\top	1	0	0	\top	\top	0	\top
\top	0	1	\top	\top	\top	\top	1	0	1	\top	\top	\top	\top
\top	0	\top	\top	\top	\top	\top	1	0	\top	\top	\top	\top	\top
\top	1	\perp	\top	\top	1	\top	1	1	\perp	1	1	1	1
\top	1	0	\top	\top	\top	\top	1	1	0	1	\top	\top	\top
\top	1	1	\top	\top	1	\top	1	1	1	1	1	1	1
\top	1	\top	\top	\top	\top	\top	1	1	\top	1	\top	\top	\top
\top	\top	\perp	\top	\top	\top	\top	1	\top	\perp	\top	\top	\top	\top
\top	\top	0	\top	\top	\top	\top	1	\top	0	\top	\top	\top	\top
\top	\top	1	\top	\top	\top	\top	1	\top	1	\top	\top	\top	\top
\top	\top	\top	\top	\top	\top	\top	1	\top	\top	\top	\top	\top	\top

2. Algebraic approach:

$$\begin{aligned} & \left(\begin{pmatrix} x_{pos} \\ x_{neg} \end{pmatrix} \sqcup \begin{pmatrix} y_{pos} \\ y_{neg} \end{pmatrix} \right) \sqcup \begin{pmatrix} z_{pos} \\ z_{neg} \end{pmatrix} = \begin{pmatrix} x_{pos} + y_{pos} \\ x_{neg} + y_{neg} \end{pmatrix} \sqcup \begin{pmatrix} z_{pos} \\ z_{neg} \end{pmatrix} = \begin{pmatrix} (x_{pos} + y_{pos}) + z_{pos} \\ (x_{neg} + y_{neg}) + z_{neg} \end{pmatrix} = \\ & \begin{pmatrix} x_{pos} + (y_{pos} + z_{pos}) \\ x_{neg} + (y_{neg} + z_{neg}) \end{pmatrix} = \begin{pmatrix} x_{pos} \\ x_{neg} \end{pmatrix} \sqcup \begin{pmatrix} y_{pos} + z_{pos} \\ y_{neg} + z_{neg} \end{pmatrix} = \begin{pmatrix} x_{pos} \\ x_{neg} \end{pmatrix} \sqcup \left(\begin{pmatrix} y_{pos} \\ y_{neg} \end{pmatrix} \sqcup \begin{pmatrix} z_{pos} \\ z_{neg} \end{pmatrix} \right) \end{aligned}$$

□

$$\boxed{(x \boxplus y) \boxplus z = x \boxplus (y \boxplus z)}$$

Proof. We consider both approaches.

1. Truth table approach:

x	y	z	$x \boxplus y$	$(x \boxplus y) \boxplus z$	$y \boxplus z$	$x \boxplus (y \boxplus z)$	x	y	z	$x \boxplus y$	$(x \boxplus y) \boxplus z$	$y \boxplus z$	$x \boxplus (y \boxplus z)$
\perp	\perp	\perp	\perp	\perp	\perp	\perp	0	\perp	\perp	\perp	\perp	\perp	\perp
\perp	\perp	0	\perp	\perp	\perp	\perp	0	\perp	0	\perp	\perp	\perp	\perp
\perp	\perp	1	\perp	1	1	1	0	\perp	1	\perp	1	1	1
\perp	\perp	\top	\perp	1	1	1	0	\perp	\top	\perp	1	1	1
\perp	0	\perp	\perp	\perp	\perp	\perp	0	0	\perp	0	\perp	\perp	\perp
\perp	0	0	\perp	\perp	\perp	\perp	0	0	0	0	0	0	0
\perp	0	1	\perp	1	1	1	0	0	1	0	1	1	1
\perp	0	\top	\perp	1	\top	1	0	0	\top	0	\top	\top	\top
\perp	1	\perp	1	1	1	1	0	1	\perp	1	1	1	1
\perp	1	0	1	1	1	1	0	1	0	1	1	1	1
\perp	1	1	1	1	1	1	0	1	1	1	1	1	1
\perp	1	\top	1	1	1	1	0	1	\top	1	1	1	1
\perp	\top	\perp	1	1	1	1	0	\top	\perp	\top	1	1	1
\perp	\top	0	1	1	\top	1	0	\top	0	\top	\top	\top	\top
\perp	\top	1	1	1	1	1	0	\top	1	\top	1	1	1
\perp	\top	\top	1	1	\top	1	0	\top	\top	\top	\top	\top	\top
\top	\perp	\perp	1	1	\perp	1	1	\perp	\perp	1	1	\perp	1
\top	\perp	0	1	1	\perp	1	1	\perp	0	1	1	\perp	1
\top	\perp	1	1	1	1	1	1	\perp	1	1	1	1	1
\top	\perp	\top	1	1	1	1	1	\perp	\top	1	1	1	1
\top	0	\perp	\top	1	\perp	1	1	0	\perp	1	1	\perp	1
\top	0	0	\top	\top	0	\top	1	0	0	1	1	0	1
\top	0	1	\top	1	1	1	1	0	1	1	1	1	1
\top	0	\top	\top	\top	\top	\top	1	0	\top	1	1	\top	\top
\top	1	\perp	1	1	1	1	1	1	\perp	1	1	1	1
\top	1	0	1	1	1	1	1	1	0	1	1	1	1
\top	1	1	1	1	1	1	1	1	1	1	1	1	1
\top	1	\top	1	1	1	1	1	1	\top	1	1	\top	\top
\top	\perp	\perp	\top	1	1	1	1	\top	\perp	1	1	1	1
\top	\perp	0	\top	\top	\top	\top	1	\top	0	1	1	\top	1
\top	\perp	1	\top	1	1	1	1	\top	1	1	1	1	1
\top	\perp	\top	\top	\top	\top	\top	1	\top	\top	1	1	\top	1

2. Algebraic approach:

$$\begin{aligned} \left(\begin{pmatrix} x_{pos} \\ x_{neg} \end{pmatrix} \boxplus \begin{pmatrix} y_{pos} \\ y_{neg} \end{pmatrix} \right) \boxplus \begin{pmatrix} z_{pos} \\ z_{neg} \end{pmatrix} &= \begin{pmatrix} x_{pos} + y_{pos} \\ x_{neg} \cdot y_{neg} \end{pmatrix} \boxplus \begin{pmatrix} z_{pos} \\ z_{neg} \end{pmatrix} = \begin{pmatrix} (x_{pos} + y_{pos}) + z_{pos} \\ (x_{neg} \cdot y_{neg}) \cdot z_{neg} \end{pmatrix} = \\ &= \begin{pmatrix} x_{pos} + (y_{pos} + z_{pos}) \\ x_{neg} \cdot (y_{neg} \cdot z_{neg}) \end{pmatrix} = \begin{pmatrix} x_{pos} \\ x_{neg} \end{pmatrix} \boxplus \begin{pmatrix} y_{pos} + z_{pos} \\ y_{neg} \cdot z_{neg} \end{pmatrix} = \begin{pmatrix} x_{pos} \\ x_{neg} \end{pmatrix} \boxplus \left(\begin{pmatrix} y_{pos} \\ y_{neg} \end{pmatrix} \boxplus \begin{pmatrix} z_{pos} \\ z_{neg} \end{pmatrix} \right) \end{aligned}$$

□

$$\boxed{(x \boxdot y) \boxdot z = x \boxdot (y \boxdot z)}$$

Proof. We consider both approaches.

1. Truth table approach:

x	y	z	$x \boxdot y$	$(x \boxdot y) \boxdot z$	$y \boxdot z$	$x \boxdot (y \boxdot z)$	x	y	z	$x \boxdot y$	$(x \boxdot y) \boxdot z$	$y \boxdot z$	$x \boxdot (y \boxdot z)$
⊥	⊥	⊥	⊥	⊥	⊥	⊥	0	⊥	⊥	0	0	⊥	0
⊥	⊥	0	⊥	0	0	0	0	⊥	0	0	0	0	0
⊥	⊥	1	⊥	⊥	⊥	⊥	0	⊥	1	0	0	⊥	0
⊥	⊥	⊤	⊥	0	0	0	0	⊥	⊤	0	0	0	0
⊥	0	⊥	0	0	0	0	0	0	⊥	0	0	0	0
⊥	0	0	0	0	0	0	0	0	0	0	0	0	0
⊥	0	1	0	0	0	0	0	0	1	0	0	0	0
⊥	0	⊤	0	0	0	0	0	0	⊤	0	0	0	0
⊥	1	⊥	⊥	⊥	⊥	⊥	0	1	⊥	0	0	⊥	0
⊥	1	0	⊥	0	0	⊥	0	1	0	0	0	0	0
⊥	1	1	⊥	⊥	1	1	0	1	1	0	0	1	0
⊥	1	⊤	⊥	0	⊤	0	0	1	⊤	0	0	⊤	0
⊥	⊤	⊥	0	0	0	0	0	⊤	⊥	0	0	0	0
⊥	⊤	0	0	0	0	0	0	⊤	0	0	0	0	0
⊥	⊤	1	0	0	⊤	0	0	⊤	1	0	0	⊤	0
⊥	⊤	⊤	0	0	⊤	0	0	⊤	⊤	0	0	⊤	0
⊤	⊥	⊥	0	0	⊥	0	1	⊥	⊥	⊥	⊥	⊥	⊥
⊤	⊥	0	0	0	0	0	1	⊥	0	⊥	0	0	0
⊤	⊥	1	0	0	⊥	0	1	⊥	1	⊥	⊥	⊥	⊥
⊤	⊥	⊤	0	0	0	0	1	⊥	⊤	⊥	0	0	0
⊤	0	⊥	0	0	0	0	1	0	⊥	0	0	0	0
⊤	0	0	0	0	0	0	1	0	0	0	0	0	0
⊤	0	1	0	0	0	0	1	0	1	0	0	0	0
⊤	0	⊤	0	0	0	0	1	0	⊤	0	0	0	0
⊤	1	⊥	⊤	0	⊥	0	1	1	⊥	1	⊥	⊥	⊥
⊤	1	0	⊤	0	0	0	1	1	0	1	0	0	0
⊤	1	1	⊤	⊤	1	⊤	1	1	1	1	1	1	1
⊤	1	⊤	⊤	⊤	⊤	⊤	1	1	⊤	1	⊤	⊤	⊤
⊤	⊤	⊥	⊤	0	0	0	1	⊤	⊥	⊤	0	0	0
⊤	⊤	0	⊤	0	0	0	1	⊤	0	⊤	0	0	0
⊤	⊤	1	⊤	⊤	⊤	⊤	1	⊤	1	⊤	⊤	⊤	⊤
⊤	⊤	⊤	⊤	⊤	⊤	⊤	1	⊤	⊤	⊤	⊤	⊤	⊤

2. Algebraic approach:

$$\begin{aligned} \left(\begin{pmatrix} x_{pos} \\ x_{neg} \end{pmatrix} \boxdot \begin{pmatrix} y_{pos} \\ y_{neg} \end{pmatrix} \right) \boxdot \begin{pmatrix} z_{pos} \\ z_{neg} \end{pmatrix} &= \begin{pmatrix} x_{pos} \cdot y_{pos} \\ x_{neg} + y_{neg} \end{pmatrix} \boxdot \begin{pmatrix} z_{pos} \\ z_{neg} \end{pmatrix} = \begin{pmatrix} (x_{pos} \cdot y_{pos}) \cdot z_{pos} \\ (x_{neg} + y_{neg}) + z_{neg} \end{pmatrix} = \\ &= \begin{pmatrix} x_{pos} \cdot (y_{pos} \cdot z_{pos}) \\ x_{neg} + (y_{neg} + z_{neg}) \end{pmatrix} = \begin{pmatrix} x_{pos} \\ x_{neg} \end{pmatrix} \boxdot \begin{pmatrix} y_{pos} \cdot z_{pos} \\ y_{neg} + z_{neg} \end{pmatrix} = \begin{pmatrix} x_{pos} \\ x_{neg} \end{pmatrix} \boxdot \left(\begin{pmatrix} y_{pos} \\ y_{neg} \end{pmatrix} \boxdot \begin{pmatrix} z_{pos} \\ z_{neg} \end{pmatrix} \right) \end{aligned}$$

□

A.2.3 Distributivity Laws

All the algebraic proofs of this section relies on the distributive laws of Boolean algebra.

$$(x \boxplus y) \boxdot z = (x \boxdot z) \boxplus (y \boxdot z)$$

Proof. we consider both approaches:

1. Truth table approach:

x	y	z	$x \boxplus y$	$(x \boxplus y) \boxdot z$	$x \boxplus z$	$y \boxdot z$	$(x \boxdot z) \boxplus (y \boxdot z)$
⊥	⊥	⊥	⊥	⊥	⊥	⊥	⊥
⊥	⊥	0	⊥	0	0	0	0
⊥	⊥	1	⊥	⊥	⊥	⊥	⊥
⊥	⊥	⊤	⊥	0	0	0	0
⊥	0	⊥	⊥	⊥	⊥	0	⊥
⊥	0	0	⊥	0	0	0	0
⊥	0	1	⊥	⊥	⊥	0	⊥
⊥	0	⊤	⊥	0	0	0	0
⊥	1	⊥	1	⊥	⊥	⊥	⊥
⊥	1	0	1	0	0	0	0
⊥	1	1	1	1	⊥	1	1
⊥	1	⊤	1	⊤	0	⊤	⊤
⊥	⊤	⊥	1	⊥	⊥	0	⊥
⊥	⊤	0	1	0	0	0	0
⊥	⊤	1	1	1	⊥	⊤	1
⊥	⊤	⊤	1	⊤	0	⊤	⊤
0	⊥	⊥	⊥	⊥	0	⊥	⊥
0	⊥	0	⊥	0	0	0	0
0	⊥	1	⊥	⊥	0	⊥	⊥
0	⊥	⊤	⊥	0	0	0	0
0	0	⊥	0	0	0	0	0
0	0	0	0	0	0	0	0
0	0	1	0	0	0	0	0
0	0	⊤	0	0	0	0	0
0	1	⊥	1	⊥	0	⊥	⊥
0	1	0	1	0	0	0	0
0	1	1	1	1	0	1	1
0	1	⊤	1	⊤	0	⊤	⊤
0	⊤	⊥	⊤	0	0	0	0
0	⊤	0	⊤	0	0	0	0
0	⊤	1	⊤	⊤	0	⊤	⊤
0	⊤	⊤	⊤	⊤	0	⊤	⊤

x	y	z	$x \boxplus y$	$(x \boxplus y) \boxdot z$	$x \boxplus z$	$y \boxdot z$	$(x \boxdot z) \boxplus (y \boxdot z)$
1	⊥	⊥	1	⊥	⊥	⊥	⊥
1	⊥	0	1	0	0	0	0
1	⊥	1	1	1	1	⊥	1
1	⊥	⊤	1	⊤	⊤	0	⊤
1	0	⊥	1	⊥	⊥	0	⊥
1	0	0	1	0	0	0	0
1	0	1	1	1	1	0	1
1	0	⊤	1	⊤	⊤	0	⊤
1	1	⊥	1	⊥	⊥	⊥	⊥
1	1	0	1	0	0	0	0
1	1	1	1	1	1	1	1
1	1	⊤	1	⊤	⊤	⊤	⊤
1	⊤	⊥	1	⊥	⊥	0	⊥
1	⊤	0	1	0	0	0	0
1	⊤	1	1	1	1	⊤	1
1	⊤	⊤	1	⊤	⊤	⊤	⊤
⊤	⊥	⊥	1	⊥	0	⊥	⊥
⊤	⊥	0	1	0	0	0	0
⊤	⊥	1	1	1	⊤	⊥	1
⊤	⊥	⊤	1	⊤	⊤	0	⊤
⊤	0	⊥	⊤	0	0	0	0
⊤	0	0	⊤	0	0	0	0
⊤	0	1	⊤	⊤	⊤	0	⊤
⊤	0	⊤	⊤	⊤	⊤	0	⊤
⊤	1	⊥	1	⊥	0	⊥	⊥
⊤	1	0	1	0	0	0	0
⊤	1	1	1	1	⊤	1	1
⊤	1	⊤	1	⊤	⊤	⊤	⊤
⊤	⊤	⊥	⊤	0	0	0	0
⊤	⊤	0	⊤	0	0	0	0
⊤	⊤	1	⊤	⊤	⊤	⊤	⊤
⊤	⊤	⊤	⊤	⊤	⊤	⊤	⊤

2. Algebraic approach:

$$\begin{aligned}
(x \boxplus y) \boxdot z &= \begin{pmatrix} (x_{pos} + y_{pos}) \cdot z_{pos} \\ (x_{neg} \cdot y_{neg}) + z_{neg} \end{pmatrix} = \begin{pmatrix} (x_{pos} \cdot z_{pos}) + (y_{pos} \cdot z_{pos}) \\ (x_{neg} + z_{neg}) \cdot (y_{neg} + z_{neg}) \end{pmatrix} \\
&= (x \boxdot z) \boxplus (y \boxdot z)
\end{aligned}$$

□

$$(x \boxdot y) \boxplus z = (x \boxplus z) \boxdot (y \boxplus z)$$

Proof. we consider both approaches:

1. Truth table approach:

x	y	z	$x \boxdot y$	$(x \boxdot y) \boxplus z$	$x \boxplus z$	$y \boxplus z$	$(x \boxplus z) \boxdot (y \boxplus z)$
\perp	\perp	\perp	\perp	\perp	\perp	\perp	\perp
\perp	\perp	0	\perp	\perp	\perp	\perp	\perp
\perp	\perp	1	\perp	1	1	1	1
\perp	\perp	\top	\perp	1	1	1	1
\perp	0	\perp	0	\perp	\perp	\perp	\perp
\perp	0	0	0	0	\perp	0	0
\perp	0	1	0	1	1	1	1
\perp	0	\top	0	\top	1	\top	\top
\perp	1	\perp	\perp	\perp	\perp	1	\perp
\perp	1	0	\perp	\perp	\perp	1	\perp
\perp	1	1	\perp	1	1	1	1
\perp	1	\top	\perp	1	1	1	1
\perp	\top	\perp	0	\perp	\perp	1	\perp
\perp	\top	0	0	0	\perp	\top	0
\perp	\top	1	0	1	1	1	1
\perp	\top	\top	0	\top	1	\top	\top
0	\perp	\perp	0	\perp	\perp	\perp	\perp
0	\perp	0	0	0	0	\perp	0
0	\perp	1	0	1	1	1	1
0	\perp	\top	0	\top	\top	1	\top
0	0	\perp	0	\perp	\perp	\perp	\perp
0	0	0	0	0	0	0	0
0	0	1	0	1	1	1	1
0	0	\top	0	\top	\top	\top	\top
0	1	\perp	0	\perp	\perp	1	\perp
0	1	0	0	0	0	1	0
0	1	1	0	1	1	1	1
0	1	\top	0	\top	\top	1	\top
0	\top	\perp	0	\perp	\perp	1	\perp
0	\top	0	0	0	0	\top	0
0	\top	1	0	1	1	1	1
0	\top	\top	0	\top	\top	\top	\top

x	y	z	$x \boxminus y$	$(x \boxminus y) \boxplus z$	$x \boxplus z$	$y \boxplus z$	$(x \boxplus z) \boxminus (y \boxplus z)$
1	\perp	\perp	\perp	\perp	1	\perp	\perp
1	\perp	0	\perp	\perp	1	\perp	\perp
1	\perp	1	\perp	1	1	1	1
1	\perp	\top	\perp	1	1	1	1
1	0	\perp	0	\perp	1	\perp	\perp
1	0	0	0	0	1	0	0
1	0	1	0	1	1	1	1
1	0	\top	0	\top	1	\top	\top
1	1	\perp	1	1	1	1	1
1	1	0	1	1	1	1	1
1	1	1	1	1	1	1	1
1	1	\top	1	1	1	1	1
1	\top	\perp	\top	1	1	1	1
1	\top	0	\top	\top	1	\top	\top
1	\top	1	\top	1	1	1	1
1	\top	\top	\top	\top	1	\top	\top
\top	\perp	\perp	0	\perp	1	\perp	\perp
\top	\perp	0	0	0	\top	\perp	0
\top	\perp	1	0	1	1	1	1
\top	\perp	\top	0	\top	\top	1	\top
\top	0	\perp	0	\perp	1	\perp	\perp
\top	0	0	0	0	\top	0	0
\top	0	1	0	1	1	1	1
\top	0	\top	0	\top	\top	\top	\top
\top	1	\perp	\top	1	1	1	1
\top	1	0	\top	\top	\top	1	\top
\top	1	1	\top	1	1	1	1
\top	1	\top	\top	\top	\top	1	\top
\top	\top	\perp	\top	1	1	1	1
\top	\top	0	\top	\top	\top	\top	\top
\top	\top	1	\top	1	1	1	1
\top	\top	\top	\top	\top	\top	\top	\top

2. Algebraic approach:

$$\begin{aligned}
 (x \boxminus y) \boxplus z &= \begin{pmatrix} (x_{pos} \cdot y_{pos}) + z_{pos} \\ (x_{neg} + y_{neg}) \cdot z_{neg} \end{pmatrix} = \begin{pmatrix} (x_{pos} + z_{pos}) \cdot (y_{pos} + z_{pos}) \\ (x_{neg} \cdot z_{neg}) + (y_{neg} \cdot z_{neg}) \end{pmatrix} \\
 &= (x \boxplus z) \boxminus (y \boxplus z)
 \end{aligned}$$

□

$$(x \sqcup y) \sqcap z = (x \sqcap z) \sqcup (y \sqcap z)$$

Proof. we consider both approaches:

1. Truth table approach:

x	y	z	$x \sqcup y$	$(x \sqcup y) \sqcap z$	$x \sqcap z$	$y \sqcap z$	$(x \sqcap z) \sqcup (y \sqcap z)$
\perp	\perp	\perp	\perp	\perp	\perp	\perp	\perp
\perp	\perp	0	\perp	\perp	\perp	\perp	\perp
\perp	\perp	1	\perp	\perp	\perp	\perp	\perp
\perp	\perp	\top	\perp	\perp	\perp	\perp	\perp
\perp	0	\perp	0	\perp	\perp	\perp	\perp
\perp	0	0	0	0	\perp	0	0
\perp	0	1	0	\perp	\perp	\perp	\perp
\perp	0	\top	0	0	\perp	0	0
\perp	1	\perp	1	\perp	\perp	\perp	\perp
\perp	1	0	1	\perp	\perp	\perp	\perp
\perp	1	1	1	1	\perp	1	1
\perp	1	\top	1	1	\perp	1	1
\perp	\top	\perp	\top	\perp	\perp	\perp	\perp
\perp	\top	0	\top	0	\perp	0	0
\perp	\top	1	\top	1	\perp	1	1
\perp	\top	\top	\top	\top	\perp	\top	\top
0	\perp	\perp	0	\perp	\perp	\perp	\perp
0	\perp	0	0	0	0	\perp	0
0	\perp	1	0	\perp	\perp	\perp	\perp
0	\perp	\top	0	0	0	\perp	0
0	0	\perp	0	\perp	\perp	\perp	\perp
0	0	0	0	0	0	0	0
0	0	1	0	\perp	\perp	\perp	\perp
0	0	\top	0	0	0	0	0
0	1	\perp	\top	\perp	\perp	\perp	\perp
0	1	0	\top	0	0	\perp	0
0	1	1	\top	1	\perp	1	1
0	1	\top	\top	\top	0	1	\top
0	\top	\perp	\top	\perp	\perp	\perp	\perp
0	\top	0	\top	0	0	0	0
0	\top	1	\top	1	\perp	1	1
0	\top	\top	\top	\top	0	\top	\top

x	y	z	$x \sqcup y$	$(x \sqcup y) \sqcap z$	$x \sqcap z$	$y \sqcap z$	$(x \sqcap z) \sqcup (y \sqcap z)$
1	⊥	⊥	1	⊥	⊥	⊥	⊥
1	⊥	0	1	⊥	⊥	⊥	⊥
1	⊥	1	1	1	1	⊥	1
1	⊥	⊤	1	1	1	⊥	1
1	0	⊥	⊤	⊥	⊥	⊥	⊥
1	0	0	⊤	0	⊥	0	0
1	0	1	⊤	1	1	⊥	1
1	0	⊤	⊤	⊤	1	0	⊤
1	1	⊥	1	⊥	⊥	⊥	⊥
1	1	0	1	⊥	⊥	⊥	⊥
1	1	1	1	1	1	1	1
1	1	⊤	1	1	1	1	1
1	⊤	⊥	⊤	⊥	⊥	⊥	⊥
1	⊤	0	⊤	0	⊥	0	0
1	⊤	1	⊤	1	1	1	1
1	⊤	⊤	⊤	⊤	1	⊤	⊤
⊤	⊥	⊥	⊤	⊥	⊥	⊥	⊥
⊤	⊥	0	⊤	0	0	⊥	0
⊤	⊥	1	⊤	1	1	⊥	1
⊤	⊥	⊤	⊤	⊤	⊤	⊥	⊤
⊤	0	⊥	⊤	⊥	⊥	⊥	⊥
⊤	0	0	⊤	0	0	0	0
⊤	0	1	⊤	1	1	⊥	1
⊤	0	⊤	⊤	⊤	⊤	0	⊤
⊤	1	⊥	⊤	⊥	⊥	⊥	⊥
⊤	1	0	⊤	0	0	⊥	0
⊤	1	1	⊤	1	1	1	1
⊤	1	⊤	⊤	⊤	⊤	1	⊤
⊤	⊤	⊥	⊤	⊥	⊥	⊥	⊥
⊤	⊤	0	⊤	0	0	0	0
⊤	⊤	1	⊤	1	1	1	1
⊤	⊤	⊤	⊤	⊤	⊤	⊤	⊤

2. Algebraic approach:

$$\begin{aligned}
(x \sqcup y) \sqcap z &= \begin{pmatrix} (x_{pos} + y_{pos}) \cdot z_{pos} \\ (x_{neg} + y_{neg}) \cdot z_{neg} \end{pmatrix} = \begin{pmatrix} (x_{pos} \cdot z_{pos}) + (y_{pos} \cdot z_{pos}) \\ (x_{neg} \cdot z_{neg}) + (y_{neg} \cdot z_{neg}) \end{pmatrix} \\
&= (x \sqcap z) \sqcup (y \sqcap z)
\end{aligned}$$

□

$$(x \sqcap y) \sqcup z = (x \sqcup z) \sqcap (y \sqcup z)$$

Proof. we consider both approaches:

1. Truth table approach:

x	y	z	$x \sqcap y$	$(x \sqcap y) \sqcup z$	$x \sqcup z$	$y \sqcup z$	$(x \sqcup z) \sqcap (y \sqcup z)$
\perp	\perp	\perp	\perp	\perp	\perp	\perp	\perp
\perp	\perp	0	\perp	0	0	0	0
\perp	\perp	1	\perp	1	1	1	1
\perp	\perp	\top	\perp	\top	\top	\top	\top
\perp	0	\perp	\perp	\perp	\perp	0	\perp
\perp	0	0	\perp	0	0	0	0
\perp	0	1	\perp	1	1	\top	1
\perp	0	\top	\perp	\top	\top	\top	\top
\perp	1	\perp	\perp	\perp	\perp	1	\perp
\perp	1	0	\perp	0	0	\top	0
\perp	1	1	\perp	1	1	1	1
\perp	1	\top	\perp	\top	\top	\top	\top
\perp	\top	\perp	\perp	\perp	\perp	\top	\perp
\perp	\top	0	\perp	0	0	\top	0
\perp	\top	1	\perp	1	1	\top	1
\perp	\top	\top	\perp	\top	\top	\top	\top
0	\perp	\perp	\perp	\perp	0	\perp	\perp
0	\perp	0	\perp	0	0	0	0
0	\perp	1	\perp	1	\top	1	1
0	\perp	\top	\perp	\top	\top	\top	\top
0	0	\perp	0	0	0	0	0
0	0	0	0	0	0	0	0
0	0	1	0	\top	\top	\top	\top
0	0	\top	0	\top	\top	\top	\top
0	1	\perp	\perp	\perp	0	1	\perp
0	1	0	\perp	0	0	\top	0
0	1	1	\perp	1	\top	1	1
0	1	\top	\perp	\top	\top	\top	\top
0	\top	\perp	0	0	0	\top	0
0	\top	0	0	0	0	\top	0
0	\top	1	0	\top	\top	\top	\top
0	\top	\top	0	\top	\top	\top	\top

x	y	z	$x \sqcap y$	$(x \sqcap y) \sqcup z$	$x \sqcup z$	$y \sqcup z$	$(x \sqcup z) \sqcap (y \sqcup z)$
1	⊥	⊥	⊥	⊥	1	⊥	⊥
1	⊥	0	⊥	0	⊥	0	0
1	⊥	1	⊥	1	1	1	1
1	⊥	⊤	⊥	⊤	⊤	⊤	⊤
1	0	⊥	⊥	⊥	1	0	⊥
1	0	0	⊥	0	⊥	0	0
1	0	1	⊥	1	1	⊤	1
1	0	⊤	⊥	⊤	⊤	⊤	⊤
1	1	⊥	1	1	1	1	1
1	1	0	1	⊤	⊤	⊤	⊤
1	1	1	1	1	1	1	1
1	1	⊤	1	⊤	⊤	⊤	⊤
1	⊤	⊥	1	1	1	⊤	1
1	⊤	0	1	⊤	⊤	⊤	⊤
1	⊤	1	1	1	1	⊤	1
1	⊤	⊤	1	⊤	⊤	⊤	⊤
⊤	⊥	⊥	⊥	⊥	⊤	⊥	⊥
⊤	⊥	0	⊥	0	⊤	0	0
⊤	⊥	1	⊥	1	⊤	1	1
⊤	⊥	⊤	⊥	⊤	⊤	⊤	⊤
⊤	0	⊥	0	0	⊤	0	0
⊤	0	0	0	0	⊤	0	0
⊤	0	1	0	⊤	⊤	⊤	⊤
⊤	0	⊤	0	⊤	⊤	⊤	⊤
⊤	1	⊥	1	1	⊤	1	1
⊤	1	0	1	⊤	⊤	⊤	⊤
⊤	1	1	1	1	⊤	1	1
⊤	1	⊤	1	⊤	⊤	⊤	⊤
⊤	⊤	⊥	⊤	⊤	⊤	⊤	⊤
⊤	⊤	0	⊤	⊤	⊤	⊤	⊤
⊤	⊤	1	⊤	⊤	⊤	⊤	⊤
⊤	⊤	⊤	⊤	⊤	⊤	⊤	⊤

2. Algebraic approach:

$$\begin{aligned}
 (x \sqcap y) \sqcup z &= \begin{pmatrix} (x_{pos} \cdot y_{pos}) + z_{pos} \\ (x_{neg} \cdot y_{neg}) + z_{neg} \end{pmatrix} = \begin{pmatrix} (x_{pos} + z_{pos}) \cdot (y_{pos} + z_{pos}) \\ (x_{neg} + z_{neg}) \cdot (y_{neg} + z_{neg}) \end{pmatrix} \\
 &= (x \sqcup z) \sqcap (y \sqcup z)
 \end{aligned}$$

□

$$(x \sqcup y) \boxplus z = (x \boxplus z) \sqcup (y \boxplus z)$$

Proof. we consider both approaches:

1. Truth table approach:

x	y	z	$x \sqcup y$	$(x \sqcup y) \boxplus z$	$x \boxplus z$	$y \boxplus z$	$(x \boxplus z) \sqcup (y \boxplus z)$
\perp	\perp	\perp	\perp	\perp	\perp	\perp	\perp
\perp	\perp	0	\perp	\perp	\perp	\perp	\perp
\perp	\perp	1	\perp	1	1	1	1
\perp	\perp	\top	\perp	1	1	1	1
\perp	0	\perp	0	\perp	\perp	\perp	\perp
\perp	0	0	0	0	\perp	0	0
\perp	0	1	0	1	1	1	1
\perp	0	\top	0	\top	1	\top	\top
\perp	1	\perp	1	1	\perp	1	1
\perp	1	0	1	1	\perp	1	1
\perp	1	1	1	1	1	1	1
\perp	1	\top	1	1	1	1	1
\perp	\top	\perp	\top	1	\perp	1	1
\perp	\top	0	\top	\top	\perp	\top	\top
\perp	\top	1	\top	1	1	1	1
\perp	\top	\top	\top	\top	1	\top	\top
0	\perp	\perp	0	\perp	\perp	\perp	\perp
0	\perp	0	0	0	0	\perp	0
0	\perp	1	0	1	1	1	1
0	\perp	\top	0	\top	\top	1	\top
0	0	\perp	0	\perp	\perp	\perp	\perp
0	0	0	0	0	0	0	0
0	0	1	0	1	1	1	1
0	0	\top	0	\top	\top	\top	\top
0	1	\perp	\top	1	\perp	1	1
0	1	0	\top	\top	0	1	\top
0	1	1	\top	1	1	1	1
0	1	\top	\top	\top	\top	1	\top
0	\top	\perp	\top	1	\perp	1	1
0	\top	0	\top	\top	0	\top	\top
0	\top	1	\top	1	1	1	1
0	\top	\top	\top	\top	\top	\top	\top

x	y	z	$x \sqcup y$	$(x \sqcup y) \boxplus z$	$x \boxplus z$	$y \boxplus z$	$(x \boxplus z) \sqcup (y \boxplus z)$
1	⊥	⊥	1	1	1	⊥	1
1	⊥	0	1	1	1	⊥	1
1	⊥	1	1	1	1	1	1
1	⊥	⊤	1	1	1	1	1
1	0	⊥	⊤	1	1	⊥	1
1	0	0	⊤	⊤	1	0	⊤
1	0	1	⊤	1	1	1	1
1	0	⊤	⊤	⊤	1	⊤	⊤
1	1	⊥	1	1	1	1	1
1	1	0	1	1	1	1	1
1	1	1	1	1	1	1	1
1	1	⊤	1	1	1	1	1
1	⊤	⊥	⊤	1	1	1	1
1	⊤	0	⊤	⊤	1	⊤	⊤
1	⊤	1	⊤	1	1	1	1
1	⊤	⊤	⊤	⊤	1	⊤	⊤
⊤	⊥	⊥	⊤	1	1	⊥	1
⊤	⊥	0	⊤	⊤	⊤	⊥	⊤
⊤	⊥	1	⊤	1	1	1	1
⊤	⊥	⊤	⊤	⊤	⊤	1	⊤
⊤	0	⊥	⊤	1	1	⊥	1
⊤	0	0	⊤	⊤	⊤	0	⊤
⊤	0	1	⊤	1	1	1	1
⊤	0	⊤	⊤	⊤	⊤	⊤	⊤
⊤	1	⊥	⊤	1	1	1	1
⊤	1	0	⊤	⊤	⊤	1	⊤
⊤	1	1	⊤	1	1	1	1
⊤	1	⊤	⊤	⊤	⊤	1	⊤
⊤	⊤	⊥	⊤	1	1	1	1
⊤	⊤	0	⊤	⊤	⊤	⊤	⊤
⊤	⊤	1	⊤	1	1	1	1
⊤	⊤	⊤	⊤	⊤	⊤	⊤	⊤

2. Algebraic approach:

$$\begin{aligned}
(x \sqcup y) \boxplus z &= \begin{pmatrix} (x_{pos} + y_{pos}) + z_{pos} \\ (x_{neg} + y_{neg}) \cdot z_{neg} \end{pmatrix} = \begin{pmatrix} (x_{pos} + z_{pos}) + (y_{pos} + z_{pos}) \\ (x_{neg} \cdot z_{neg}) + (y_{neg} \cdot z_{neg}) \end{pmatrix} \\
&= (x \boxplus z) \sqcup (y \boxplus z)
\end{aligned}$$

□

$$(x \sqcup y) \boxdot z = (x \boxdot z) \sqcup (y \boxdot z)$$

Proof. we consider both approaches:

1. Truth table approach:

x	y	z	$x \sqcup y$	$(x \sqcup y) \boxdot z$	$x \boxdot z$	$y \boxdot z$	$(x \boxdot z) \sqcup (y \boxdot z)$
\perp	\perp	\perp	\perp	\perp	\perp	\perp	\perp
\perp	\perp	0	\perp	0	0	0	0
\perp	\perp	1	\perp	\perp	\perp	\perp	\perp
\perp	\perp	\top	\perp	0	0	0	0
\perp	0	\perp	0	0	\perp	0	0
\perp	0	0	0	0	0	0	0
\perp	0	1	0	0	\perp	0	0
\perp	0	\top	0	0	0	0	0
\perp	1	\perp	1	\perp	\perp	\perp	\perp
\perp	1	0	1	0	0	0	0
\perp	1	1	1	1	\perp	1	1
\perp	1	\top	1	\top	0	\top	\top
\perp	\top	\perp	\top	0	\perp	0	0
\perp	\top	0	\top	0	0	0	0
\perp	\top	1	\top	\top	\perp	\top	\top
\perp	\top	\top	\top	\top	0	\top	\top
0	\perp	\perp	0	0	0	\perp	0
0	\perp	0	0	0	0	0	0
0	\perp	1	0	0	0	\perp	0
0	\perp	\top	0	0	0	0	0
0	0	\perp	0	0	0	0	0
0	0	0	0	0	0	0	0
0	0	1	0	0	0	0	0
0	0	\top	0	0	0	0	0
0	1	\perp	\top	0	0	\perp	0
0	1	0	\top	0	0	0	0
0	1	1	\top	\top	0	1	\top
0	1	\top	\top	\top	0	\top	\top
0	\top	\perp	\top	0	0	0	0
0	\top	0	\top	0	0	0	0
0	\top	1	\top	\top	0	\top	\top
0	\top	\top	\top	\top	0	\top	\top

x	y	z	$x \sqcup y$	$(x \sqcup y) \boxminus z$	$x \boxminus z$	$y \boxminus z$	$(x \boxminus z) \sqcup (y \boxminus z)$
1	⊥	⊥	1	⊥	⊥	⊥	⊥
1	⊥	0	1	0	0	0	0
1	⊥	1	1	1	1	⊥	1
1	⊥	⊤	1	⊤	⊤	0	⊤
1	0	⊥	⊤	0	⊥	0	0
1	0	0	⊤	0	0	0	0
1	0	1	⊤	⊤	1	0	⊤
1	0	⊤	⊤	⊤	⊤	0	⊤
1	1	⊥	1	⊥	⊥	⊥	⊥
1	1	0	1	0	0	0	0
1	1	1	1	1	1	1	1
1	1	⊤	1	⊤	⊤	⊤	⊤
1	⊤	⊥	⊤	0	⊥	0	0
1	⊤	0	⊤	0	0	0	0
1	⊤	1	⊤	⊤	1	⊤	⊤
1	⊤	⊤	⊤	⊤	⊤	⊤	⊤
⊤	⊥	⊥	⊤	0	0	⊥	0
⊤	⊥	0	⊤	0	0	0	0
⊤	⊥	1	⊤	⊤	⊤	⊥	⊤
⊤	⊥	⊤	⊤	⊤	⊤	0	⊤
⊤	0	⊥	⊤	0	0	0	0
⊤	0	0	⊤	0	0	0	0
⊤	0	1	⊤	⊤	⊤	0	⊤
⊤	0	⊤	⊤	⊤	⊤	0	⊤
⊤	1	⊥	⊤	0	0	⊥	0
⊤	1	0	⊤	0	0	0	0
⊤	1	1	⊤	⊤	⊤	1	⊤
⊤	1	⊤	⊤	⊤	⊤	⊤	⊤
⊤	⊤	⊥	⊤	0	0	0	0
⊤	⊤	0	⊤	0	0	0	0
⊤	⊤	1	⊤	⊤	⊤	⊤	⊤
⊤	⊤	⊤	⊤	⊤	⊤	⊤	⊤

2. Algebraic approach:

$$\begin{aligned}
 (x \sqcup y) \boxminus z &= \begin{pmatrix} (x_{pos} + y_{pos}) \cdot z_{pos} \\ (x_{neg} + y_{neg}) + z_{neg} \end{pmatrix} = \begin{pmatrix} (x_{pos} \cdot z_{pos}) + (y_{pos}) \cdot z_{pos} \\ (x_{neg} + z_{neg}) + (y_{neg} + z_{neg}) \end{pmatrix} \\
 &= (x \boxminus z) \sqcup (y \boxminus z)
 \end{aligned}$$

Here also we apply the $x + x = x$ Boolean law.

□

$$(x \sqcap y) \boxplus z = (x \boxplus z) \sqcap (y \boxplus z)$$

Proof. we consider both approaches:

1. Truth table approach:

x	y	z	$x \sqcap y$	$(x \sqcap y) \boxplus z$	$x \boxplus z$	$y \boxplus z$	$(x \boxplus z) \sqcap (y \boxplus z)$
\perp	\perp	\perp	\perp	\perp	\perp	\perp	\perp
\perp	\perp	0	\perp	\perp	\perp	\perp	\perp
\perp	\perp	1	\perp	1	1	1	1
\perp	\perp	\top	\perp	1	1	1	1
\perp	0	\perp	\perp	\perp	\perp	\perp	\perp
\perp	0	0	\perp	\perp	\perp	0	\perp
\perp	0	1	\perp	1	1	1	1
\perp	0	\top	\perp	1	1	\top	1
\perp	1	\perp	\perp	\perp	\perp	1	\perp
\perp	1	0	\perp	\perp	\perp	1	\perp
\perp	1	1	\perp	1	1	1	1
\perp	1	\top	\perp	1	1	1	1
\perp	\top	\perp	\perp	\perp	\perp	1	\perp
\perp	\top	0	\perp	\perp	\perp	\top	\perp
\perp	\top	1	\perp	1	1	1	1
\perp	\top	\top	\perp	1	1	\top	1
0	\perp	\perp	\perp	\perp	\perp	\perp	\perp
0	\perp	0	\perp	\perp	0	\perp	\perp
0	\perp	1	\perp	1	1	1	1
0	\perp	\top	\perp	1	\top	1	1
0	0	\perp	0	\perp	\perp	\perp	\perp
0	0	0	0	0	0	0	0
0	0	1	0	1	1	1	1
0	0	\top	0	\top	\top	\top	\top
0	1	\perp	\perp	\perp	\perp	1	\perp
0	1	0	\perp	\perp	0	1	\perp
0	1	1	\perp	1	1	1	1
0	1	\top	\perp	1	\top	1	1
0	\top	\perp	0	\perp	\perp	1	\perp
0	\top	0	0	0	0	\top	0
0	\top	1	0	1	1	1	1
0	\top	\top	0	\top	\top	\top	\top

x	y	z	$x \sqcap y$	$(x \sqcap y) \boxplus z$	$x \boxplus z$	$y \boxplus z$	$(x \boxplus z) \sqcap (y \boxplus z)$
1	⊥	⊥	⊥	⊥	1	⊥	⊥
1	⊥	0	⊥	⊥	1	⊥	⊥
1	⊥	1	⊥	1	1	1	1
1	⊥	⊤	⊥	1	1	1	1
1	0	⊥	⊥	⊥	1	⊥	⊥
1	0	0	⊥	⊥	1	0	⊥
1	0	1	⊥	1	1	1	1
1	0	⊤	⊥	1	1	⊤	1
1	1	⊥	1	1	1	1	1
1	1	0	1	1	1	1	1
1	1	1	1	1	1	1	1
1	1	⊤	1	1	1	1	1
1	⊤	⊥	1	1	1	1	1
1	⊤	0	1	1	1	⊤	1
1	⊤	1	1	1	1	1	1
1	⊤	⊤	1	1	1	⊤	1
⊤	⊥	⊥	⊥	⊥	1	⊥	⊥
⊤	⊥	0	⊥	⊥	⊤	⊥	⊥
⊤	⊥	1	⊥	1	1	1	1
⊤	⊥	⊤	⊥	1	⊤	1	1
⊤	0	⊥	0	⊥	1	⊥	⊥
⊤	0	0	0	0	⊤	0	0
⊤	0	1	0	1	1	1	1
⊤	0	⊤	0	⊤	⊤	⊤	⊤
⊤	1	⊥	1	1	1	1	1
⊤	1	0	1	1	⊤	1	1
⊤	1	1	1	1	1	1	1
⊤	1	⊤	1	1	⊤	1	1
⊤	⊤	⊥	⊤	1	1	1	1
⊤	⊤	0	⊤	⊤	⊤	⊤	⊤
⊤	⊤	1	⊤	1	1	1	1
⊤	⊤	⊤	⊤	⊤	⊤	⊤	⊤

2. Algebraic approach:

$$\begin{aligned}
 (x \sqcap y) \boxplus z &= \begin{pmatrix} (x_{pos} \cdot y_{pos}) + z_{pos} \\ (x_{neg} \cdot y_{neg}) \cdot z_{neg} \end{pmatrix} = \begin{pmatrix} (x_{pos} + z_{pos}) \cdot (y_{pos} + z_{pos}) \\ (x_{neg} \cdot z_{neg}) \cdot (y_{neg} \cdot z_{neg}) \end{pmatrix} \\
 &= (x \boxplus z) \sqcap (y \boxplus z)
 \end{aligned}$$

Symmetrically to previous law, we apply the $x \cdot x = x$ Boolean law.

□

$$(x \sqcap y) \sqsupset z = (x \sqsupset z) \sqcap (y \sqsupset z)$$

Proof. we consider both approaches:

1. Truth table approach:

x	y	z	$x \sqcap y$	$(x \sqcap y) \sqsupset z$	$x \sqsupset z$	$y \sqsupset z$	$(x \sqsupset z) \sqcap (y \sqsupset z)$
\perp	\perp	\perp	\perp	\perp	\perp	\perp	\perp
\perp	\perp	0	\perp	0	0	0	0
\perp	\perp	1	\perp	\perp	\perp	\perp	\perp
\perp	\perp	\top	\perp	0	0	0	0
\perp	0	\perp	\perp	\perp	\perp	0	\perp
\perp	0	0	\perp	0	0	0	0
\perp	0	1	\perp	\perp	\perp	0	\perp
\perp	0	\top	\perp	0	0	0	0
\perp	1	\perp	\perp	\perp	\perp	\perp	\perp
\perp	1	0	\perp	0	0	0	0
\perp	1	1	\perp	\perp	\perp	1	\perp
\perp	1	\top	\perp	0	0	\top	0
\perp	\top	\perp	\perp	\perp	\perp	0	\perp
\perp	\top	0	\perp	0	0	0	0
\perp	\top	1	\perp	\perp	\perp	\top	\perp
\perp	\top	\top	\perp	0	0	\top	0
0	\perp	\perp	\perp	\perp	0	\perp	\perp
0	\perp	0	\perp	0	0	0	0
0	\perp	1	\perp	\perp	0	\perp	\perp
0	\perp	\top	\perp	0	0	0	0
0	0	\perp	0	0	0	0	0
0	0	0	0	0	0	0	0
0	0	1	0	0	0	0	0
0	0	\top	0	0	0	0	0
0	1	\perp	\perp	\perp	0	\perp	\perp
0	1	0	\perp	0	0	0	0
0	1	1	\perp	\perp	0	1	\perp
0	1	\top	\perp	0	0	\top	0
0	\top	\perp	0	0	0	0	0
0	\top	0	0	0	0	0	0
0	\top	1	0	0	0	\top	0
0	\top	\top	0	0	0	\top	0

x	y	z	$x \sqcap y$	$(x \sqcap y) \boxminus z$	$x \boxminus z$	$y \boxminus z$	$(x \boxminus z) \sqcap (y \boxminus z)$
1	⊥	⊥	⊥	⊥	⊥	⊥	⊥
1	⊥	0	⊥	0	0	0	0
1	⊥	1	⊥	⊥	1	⊥	⊥
1	⊥	⊤	⊥	0	⊤	0	0
1	0	⊥	⊥	⊥	⊥	0	⊥
1	0	0	⊥	0	0	0	0
1	0	1	⊥	⊥	1	0	⊥
1	0	⊤	⊥	0	⊤	0	0
1	1	⊥	1	⊥	⊥	⊥	⊥
1	1	0	1	0	0	0	0
1	1	1	1	1	1	1	1
1	1	⊤	1	⊤	⊤	⊤	⊤
1	⊤	⊥	1	⊥	⊥	0	⊥
1	⊤	0	1	0	0	0	0
1	⊤	1	1	1	1	⊤	1
1	⊤	⊤	1	⊤	⊤	⊤	⊤
⊤	⊥	⊥	⊥	⊥	0	⊥	⊥
⊤	⊥	0	⊥	0	0	0	0
⊤	⊥	1	⊥	⊥	⊤	⊥	⊥
⊤	⊥	⊤	⊥	0	⊤	0	0
⊤	0	⊥	0	0	0	0	0
⊤	0	0	0	0	0	0	0
⊤	0	1	0	0	⊤	0	0
⊤	0	⊤	0	0	⊤	0	0
⊤	1	⊥	1	⊥	0	⊥	⊥
⊤	1	0	1	0	0	0	0
⊤	1	1	1	1	⊤	1	1
⊤	1	⊤	1	⊤	⊤	⊤	⊤
⊤	⊤	⊥	⊤	0	0	0	0
⊤	⊤	0	⊤	0	0	0	0
⊤	⊤	1	⊤	⊤	⊤	⊤	⊤
⊤	⊤	⊤	⊤	⊤	⊤	⊤	⊤

2. Algebraic approach:

$$\begin{aligned}
 (x \sqcap y) \boxminus z &= \begin{pmatrix} (x_{pos} \cdot y_{pos}) \cdot z_{pos} \\ (x_{neg} \cdot y_{neg}) + z_{neg} \end{pmatrix} = \begin{pmatrix} (x_{pos} \cdot z_{pos}) \cdot (y_{pos} \cdot z_{pos}) \\ (x_{neg} + z_{neg}) \cdot (y_{neg} + z_{neg}) \end{pmatrix} \\
 &= (x \boxminus z) \sqcap (y \boxminus z)
 \end{aligned}$$

□

$$(x \boxplus y) \sqcup z = (x \sqcup z) \boxplus (y \sqcup z)$$

Proof. we consider both approaches:

1. Truth table approach:

x	y	z	$x \boxplus y$	$(x \boxplus y) \sqcup z$	$x \sqcup z$	$y \sqcup z$	$(x \sqcup z) \boxplus (y \sqcup z)$
\perp	\perp	\perp	\perp	\perp	\perp	\perp	\perp
\perp	\perp	0	\perp	0	0	0	0
\perp	\perp	1	\perp	1	1	1	1
\perp	\perp	\top	\perp	\top	\top	\top	\top
\perp	0	\perp	\perp	\perp	\perp	0	\perp
\perp	0	0	\perp	0	0	0	0
\perp	0	1	\perp	1	1	\top	1
\perp	0	\top	\perp	\top	\top	\top	\top
\perp	1	\perp	1	1	\perp	1	1
\perp	1	0	1	\top	0	\top	\top
\perp	1	1	1	1	1	1	1
\perp	1	\top	1	\top	\top	\top	\top
\perp	\top	\perp	1	1	\perp	\top	1
\perp	\top	0	1	\top	0	\top	\top
\perp	\top	1	1	1	1	\top	1
\perp	\top	\top	1	\top	\top	\top	\top
0	\perp	\perp	\perp	\perp	0	\perp	\perp
0	\perp	0	\perp	0	0	0	0
0	\perp	1	\perp	1	\top	1	1
0	\perp	\top	\perp	\top	\top	\top	\top
0	0	\perp	0	0	0	0	0
0	0	0	0	0	0	0	0
0	0	1	0	\top	\top	\top	\top
0	0	\top	0	\top	\top	\top	\top
0	1	\perp	1	1	0	1	1
0	1	0	1	\top	0	\top	\top
0	1	1	1	1	\top	1	1
0	1	\top	1	\top	\top	\top	\top
0	\top	\perp	\top	\top	0	\top	\top
0	\top	0	\top	\top	0	\top	\top
0	\top	1	\top	\top	\top	\top	\top
0	\top	\top	\top	\top	\top	\top	\top

x	y	z	$x \boxplus y$	$(x \boxplus y) \sqcup z$	$x \sqcup z$	$y \sqcup z$	$(x \sqcup z) \boxplus (y \sqcup z)$
1	⊥	⊥	1	1	1	⊥	1
1	⊥	0	1	⊥	⊥	0	⊥
1	⊥	1	1	1	1	1	1
1	⊥	⊤	1	⊥	⊥	⊤	⊥
1	0	⊥	1	1	1	0	1
1	0	0	1	⊥	⊥	0	⊥
1	0	1	1	1	1	⊥	1
1	0	⊤	1	⊥	⊥	⊤	⊥
1	1	⊥	1	1	1	1	1
1	1	0	1	⊥	⊥	⊥	⊥
1	1	1	1	1	1	1	1
1	1	⊤	1	⊥	⊥	⊥	⊥
1	⊤	⊥	1	1	1	⊥	1
1	⊤	0	1	⊥	⊥	⊥	⊥
1	⊤	1	1	1	1	⊥	1
1	⊤	⊤	1	⊥	⊥	⊥	⊥
⊥	⊥	⊥	1	1	⊥	⊥	1
⊥	⊥	0	1	⊥	⊥	0	⊥
⊥	⊥	1	1	1	⊥	1	1
⊥	⊥	⊤	1	⊥	⊥	⊥	⊥
⊥	0	⊥	⊥	⊥	⊥	0	⊥
⊥	0	0	⊥	⊥	⊥	0	⊥
⊥	0	1	⊥	⊥	⊥	⊥	⊥
⊥	0	⊤	⊥	⊥	⊥	⊥	⊥
⊥	1	⊥	1	1	⊥	1	1
⊥	1	0	1	⊥	⊥	⊥	⊥
⊥	1	1	1	1	⊥	1	1
⊥	1	⊤	1	⊥	⊥	⊥	⊥
⊥	⊥	⊥	⊥	⊥	⊥	⊥	⊥
⊥	⊥	0	⊥	⊥	⊥	⊥	⊥
⊥	⊥	1	⊥	⊥	⊥	⊥	⊥
⊥	⊥	⊤	⊥	⊥	⊥	⊥	⊥

2. Algebraic approach:

$$\begin{aligned}
 (x \boxplus y) \sqcup z &= \left(\begin{array}{l} (x_{pos} + y_{pos}) + z_{pos} \\ (x_{neg} \cdot y_{neg}) + z_{neg} \end{array} \right) = \left(\begin{array}{l} (x_{pos} + z_{pos}) + (y_{pos} + z_{pos}) \\ (x_{neg} + z_{neg}) \cdot (y_{neg} + z_{neg}) \end{array} \right) \\
 &= (x \sqcup z) \boxplus (y \sqcup z)
 \end{aligned}$$

□

$$(x \boxplus y) \sqcap z = (x \sqcap z) \boxplus (y \sqcap z)$$

Proof. we consider both approaches:

1. Truth table approach:

x	y	z	$x \boxplus y$	$(x \boxplus y) \sqcap z$	$x \sqcap z$	$y \sqcap z$	$(x \sqcap z) \boxplus (y \sqcap z)$
\perp	\perp	\perp	\perp	\perp	\perp	\perp	\perp
\perp	\perp	0	\perp	\perp	\perp	\perp	\perp
\perp	\perp	1	\perp	\perp	\perp	\perp	\perp
\perp	\perp	\top	\perp	\perp	\perp	\perp	\perp
\perp	0	\perp	\perp	\perp	\perp	\perp	\perp
\perp	0	0	\perp	\perp	\perp	0	\perp
\perp	0	1	\perp	\perp	\perp	\perp	\perp
\perp	0	\top	\perp	\perp	\perp	0	\perp
\perp	1	\perp	1	\perp	\perp	\perp	\perp
\perp	1	0	1	\perp	\perp	\perp	\perp
\perp	1	1	1	1	\perp	1	1
\perp	1	\top	1	1	\perp	1	1
\perp	\top	\perp	1	\perp	\perp	\perp	\perp
\perp	\top	0	1	\perp	\perp	0	\perp
\perp	\top	1	1	1	\perp	1	1
\perp	\top	\top	1	1	\perp	\top	1
0	\perp	\perp	\perp	\perp	\perp	\perp	\perp
0	\perp	0	\perp	\perp	0	\perp	\perp
0	\perp	1	\perp	\perp	\perp	\perp	\perp
0	\perp	\top	\perp	\perp	0	\perp	\perp
0	0	\perp	0	\perp	\perp	\perp	\perp
0	0	0	0	0	0	0	0
0	0	1	0	\perp	\perp	\perp	\perp
0	0	\top	0	0	0	0	0
0	1	\perp	1	\perp	\perp	\perp	\perp
0	1	0	1	\perp	0	\perp	\perp
0	1	1	1	1	\perp	1	1
0	1	\top	1	1	0	1	1
0	\top	\perp	\top	\perp	\perp	\perp	\perp
0	\top	0	\top	0	0	0	0
0	\top	1	\top	1	\perp	1	1
0	\top	\top	\top	\top	0	\top	\top

x	y	z	$x \boxplus y$	$(x \boxplus y) \sqcap z$	$x \sqcap z$	$y \sqcap z$	$(x \sqcap z) \boxplus (y \sqcap z)$
1	⊥	⊥	1	⊥	⊥	⊥	⊥
1	⊥	0	1	⊥	⊥	⊥	⊥
1	⊥	1	1	1	1	⊥	1
1	⊥	⊤	1	1	1	⊥	1
1	0	⊥	1	⊥	⊥	⊥	⊥
1	0	0	1	⊥	⊥	0	⊥
1	0	1	1	1	1	⊥	1
1	0	⊤	1	1	1	0	1
1	1	⊥	1	⊥	⊥	⊥	⊥
1	1	0	1	⊥	⊥	⊥	⊥
1	1	1	1	1	1	1	1
1	1	⊤	1	1	1	1	1
1	⊤	⊥	1	⊥	⊥	⊥	⊥
1	⊤	0	1	⊥	⊥	0	⊥
1	⊤	1	1	1	1	1	1
1	⊤	⊤	1	1	1	⊤	1
⊤	⊥	⊥	1	⊥	⊥	⊥	⊥
⊤	⊥	0	1	⊥	0	⊥	⊥
⊤	⊥	1	1	1	1	⊥	1
⊤	⊥	⊤	1	1	⊤	⊥	1
⊤	0	⊥	⊤	⊥	⊥	⊥	⊥
⊤	0	0	⊤	0	0	0	0
⊤	0	1	⊤	1	1	⊥	1
⊤	0	⊤	⊤	⊤	⊤	0	⊤
⊤	1	⊥	1	⊥	⊥	⊥	⊥
⊤	1	0	1	⊥	0	⊥	⊥
⊤	1	1	1	1	1	1	1
⊤	1	⊤	1	1	⊤	1	1
⊤	⊤	⊥	⊤	⊥	⊥	⊥	⊥
⊤	⊤	0	⊤	0	0	0	0
⊤	⊤	1	⊤	1	1	1	1
⊤	⊤	⊤	⊤	⊤	⊤	⊤	⊤

2. Algebraic approach:

$$\begin{aligned}
 (x \boxplus y) \sqcap z &= \begin{pmatrix} (x_{pos} + y_{pos}) \cdot z_{pos} \\ (x_{neg} \cdot y_{neg}) \cdot z_{neg} \end{pmatrix} = \begin{pmatrix} (x_{pos} \cdot z_{pos}) + (y_{pos} \cdot z_{pos}) \\ (x_{neg} \cdot z_{neg}) \cdot (y_{neg} \cdot z_{neg}) \end{pmatrix} \\
 &= (x \sqcap z) \boxplus (y \sqcap z)
 \end{aligned}$$

□

$$(x \sqcap y) \sqcup z = (x \sqcup z) \sqcap (y \sqcup z)$$

Proof. we consider both approaches:

1. Truth table approach:

x	y	z	$x \sqcap y$	$(x \sqcap y) \sqcup z$	$x \sqcup z$	$y \sqcup z$	$(x \sqcup z) \sqcap (y \sqcup z)$
\perp	\perp	\perp	\perp	\perp	\perp	\perp	\perp
\perp	\perp	0	\perp	0	0	0	0
\perp	\perp	1	\perp	1	1	1	1
\perp	\perp	\top	\perp	\top	\top	\top	\top
\perp	0	\perp	0	0	\perp	0	0
\perp	0	0	0	0	0	0	0
\perp	0	1	0	\top	1	\top	\top
\perp	0	\top	0	\top	\top	\top	\top
\perp	1	\perp	\perp	\perp	\perp	1	\perp
\perp	1	0	\perp	0	0	\top	0
\perp	1	1	\perp	1	1	1	1
\perp	1	\top	\perp	\top	\top	\top	\top
\perp	\top	\perp	0	0	\perp	\top	0
\perp	\top	0	0	0	0	\top	0
\perp	\top	1	0	\top	1	\top	\top
\perp	\top	\top	0	\top	\top	\top	\top
0	\perp	\perp	0	0	0	\perp	0
0	\perp	0	0	0	0	0	0
0	\perp	1	0	\top	\top	1	\top
0	\perp	\top	0	\top	\top	\top	\top
0	0	\perp	0	0	0	0	0
0	0	0	0	0	0	0	0
0	0	1	0	\top	\top	\top	\top
0	0	\top	0	\top	\top	\top	\top
0	1	\perp	0	0	0	1	0
0	1	0	0	0	0	\top	0
0	1	1	0	\top	\top	1	\top
0	1	\top	0	\top	\top	\top	\top
0	\top	\perp	0	0	0	\top	0
0	\top	0	0	0	0	\top	0
0	\top	1	0	\top	\top	\top	\top
0	\top	\top	0	\top	\top	\top	\top

x	y	z	$x \boxminus y$	$(x \boxminus y) \sqcup z$	$x \sqcup z$	$y \sqcup z$	$(x \sqcup z) \boxminus (y \sqcup z)$
1	⊥	⊥	⊥	⊥	1	⊥	⊥
1	⊥	0	⊥	0	⊤	0	0
1	⊥	1	⊥	1	1	1	1
1	⊥	⊤	⊥	⊤	⊤	⊤	⊤
1	0	⊥	0	0	1	0	0
1	0	0	0	0	⊤	0	0
1	0	1	0	⊤	1	⊤	⊤
1	0	⊤	0	⊤	⊤	⊤	⊤
1	1	⊥	1	1	1	1	1
1	1	0	1	⊤	⊤	⊤	⊤
1	1	1	1	1	1	1	1
1	1	⊤	1	⊤	⊤	⊤	⊤
1	⊤	⊥	⊤	⊤	1	⊤	⊤
1	⊤	0	⊤	⊤	⊤	⊤	⊤
1	⊤	1	⊤	⊤	1	⊤	⊤
1	⊤	⊤	⊤	⊤	⊤	⊤	⊤
⊤	⊥	⊥	0	0	⊤	⊥	0
⊤	⊥	0	0	0	⊤	0	0
⊤	⊥	1	0	⊤	⊤	1	⊤
⊤	⊥	⊤	0	⊤	⊤	⊤	⊤
⊤	0	⊥	0	0	⊤	0	0
⊤	0	0	0	0	⊤	0	0
⊤	0	1	0	⊤	⊤	⊤	⊤
⊤	0	⊤	0	⊤	⊤	⊤	⊤
⊤	1	⊥	⊤	⊤	⊤	1	⊤
⊤	1	0	⊤	⊤	⊤	⊤	⊤
⊤	1	1	⊤	⊤	⊤	1	⊤
⊤	1	⊤	⊤	⊤	⊤	⊤	⊤
⊤	⊤	⊥	⊤	⊤	⊤	⊤	⊤
⊤	⊤	0	⊤	⊤	⊤	⊤	⊤
⊤	⊤	1	⊤	⊤	⊤	⊤	⊤
⊤	⊤	⊤	⊤	⊤	⊤	⊤	⊤

2. Algebraic approach:

$$\begin{aligned}
(x \boxminus y) \sqcup z &= \left(\begin{array}{l} (x_{pos} \cdot y_{pos}) + z_{pos} \\ (x_{neg} + y_{neg}) + z_{neg} \end{array} \right) = \left(\begin{array}{l} (x_{pos} + z_{pos}) \cdot (y_{pos} + z_{pos}) \\ (x_{neg} + z_{neg}) + (y_{neg} + z_{neg}) \end{array} \right) \\
&= (x \sqcup z) \boxminus (y \sqcup z)
\end{aligned}$$

□

$$(x \boxdot y) \sqcap z = (x \sqcap z) \boxdot (y \sqcap z)$$

Proof. we consider both approaches:

1. Truth table approach:

x	y	z	$x \boxdot y$	$(x \boxdot y) \sqcap z$	$x \sqcap z$	$y \sqcap z$	$(x \sqcap z) \boxdot (y \sqcap z)$
\perp	\perp	\perp	\perp	\perp	\perp	\perp	\perp
\perp	\perp	0	\perp	\perp	\perp	\perp	\perp
\perp	\perp	1	\perp	\perp	\perp	\perp	\perp
\perp	\perp	\top	\perp	\perp	\perp	\perp	\perp
\perp	0	\perp	0	\perp	\perp	\perp	\perp
\perp	0	0	0	0	\perp	0	0
\perp	0	1	0	\perp	\perp	\perp	\perp
\perp	0	\top	0	0	\perp	0	0
\perp	1	\perp	\perp	\perp	\perp	\perp	\perp
\perp	1	0	\perp	\perp	\perp	\perp	\perp
\perp	1	1	\perp	\perp	\perp	1	\perp
\perp	1	\top	\perp	\perp	\perp	1	\perp
\perp	\top	\perp	0	\perp	\perp	\perp	\perp
\perp	\top	0	0	0	\perp	0	0
\perp	\top	1	0	\perp	\perp	1	\perp
\perp	\top	\top	0	0	\perp	\top	0
0	\perp	\perp	0	\perp	\perp	\perp	\perp
0	\perp	0	0	0	0	\perp	0
0	\perp	1	0	\perp	\perp	\perp	\perp
0	\perp	\top	0	0	0	\perp	0
0	0	\perp	0	\perp	\perp	\perp	\perp
0	0	0	0	0	0	0	0
0	0	1	0	\perp	\perp	\perp	\perp
0	0	\top	0	0	0	0	0
0	1	\perp	0	\perp	\perp	\perp	\perp
0	1	0	0	0	0	\perp	0
0	1	1	0	\perp	\perp	1	\perp
0	1	\top	0	0	0	1	0
0	\top	\perp	0	\perp	\perp	\perp	\perp
0	\top	0	0	0	0	0	0
0	\top	1	0	\perp	\perp	1	\perp
0	\top	\top	0	0	0	\top	0

x	y	z	$x \boxminus y$	$(x \boxminus y) \sqcap z$	$x \sqcap z$	$y \sqcap z$	$(x \sqcap z) \boxminus (y \sqcap z)$
1	⊥	⊥	⊥	⊥	⊥	⊥	⊥
1	⊥	0	⊥	⊥	⊥	⊥	⊥
1	⊥	1	⊥	⊥	1	⊥	⊥
1	⊥	⊤	⊥	⊥	1	⊥	⊥
1	0	⊥	0	⊥	⊥	⊥	⊥
1	0	0	0	0	⊥	0	0
1	0	1	0	⊥	1	⊥	⊥
1	0	⊤	0	0	1	0	0
1	1	⊥	1	⊥	⊥	⊥	⊥
1	1	0	1	⊥	⊥	⊥	⊥
1	1	1	1	1	1	1	1
1	1	⊤	1	1	1	1	1
1	⊤	⊥	⊤	⊥	⊥	⊥	⊥
1	⊤	0	⊤	0	⊥	0	0
1	⊤	1	⊤	1	1	1	1
1	⊤	⊤	⊤	⊤	1	⊤	⊤
⊤	⊥	⊥	0	⊥	⊥	⊥	⊥
⊤	⊥	0	0	0	0	⊥	0
⊤	⊥	1	0	⊥	1	⊥	⊥
⊤	⊥	⊤	0	0	⊤	⊥	0
⊤	0	⊥	0	⊥	⊥	⊥	⊥
⊤	0	0	0	0	0	0	0
⊤	0	1	0	⊥	1	⊥	⊥
⊤	0	⊤	0	0	⊤	0	0
⊤	1	⊥	⊤	⊥	⊥	⊥	⊥
⊤	1	0	⊤	0	0	⊥	0
⊤	1	1	⊤	1	1	1	1
⊤	1	⊤	⊤	⊤	⊤	1	⊤
⊤	⊤	⊥	⊤	⊥	⊥	⊥	⊥
⊤	⊤	0	⊤	0	0	0	0
⊤	⊤	1	⊤	1	1	1	1
⊤	⊤	⊤	⊤	⊤	⊤	⊤	⊤

2. Algebraic approach:

$$\begin{aligned}
 (x \boxminus y) \sqcap z &= \begin{pmatrix} (x_{pos} \cdot y_{pos}) \cdot z_{pos} \\ (x_{neg} + y_{neg}) \cdot z_{neg} \end{pmatrix} = \begin{pmatrix} (x_{pos} \cdot z_{pos}) \cdot (y_{pos} \cdot z_{pos}) \\ (x_{neg} \cdot z_{neg}) + y_{neg} \cdot z_{neg} \end{pmatrix} \\
 &= (x \sqcap z) \boxminus (y \sqcap z)
 \end{aligned}$$

□

A.2.4 Idempotence Laws

$$\boxed{x \sqcup x = x \sqcap x = x \boxplus x = x \boxdot x = x}$$

Proof. We consider both approaches.

1. Truth table approach:

x	$x \sqcup x$	$x \sqcap x$	$x \boxplus x$	$x \boxdot x$
\perp	\perp	\perp	\perp	\perp
0	0	0	0	0
1	1	1	1	1
\top	\top	\top	\top	\top

2. Algebraic approach:

$$\begin{pmatrix} x_{pos} \\ x_{neg} \end{pmatrix} \sqcup \begin{pmatrix} x_{pos} \\ x_{neg} \end{pmatrix} = \begin{pmatrix} x_{pos} + x_{pos} \\ x_{neg} + x_{neg} \end{pmatrix} = \begin{pmatrix} x_{pos} \\ x_{neg} \end{pmatrix}$$

$$\begin{pmatrix} x_{pos} \\ x_{neg} \end{pmatrix} \sqcap \begin{pmatrix} x_{pos} \\ x_{neg} \end{pmatrix} = \begin{pmatrix} x_{pos} \cdot x_{pos} \\ x_{neg} \cdot x_{neg} \end{pmatrix} = \begin{pmatrix} x_{pos} \\ x_{neg} \end{pmatrix}$$

$$\begin{pmatrix} x_{pos} \\ x_{neg} \end{pmatrix} \boxplus \begin{pmatrix} x_{pos} \\ x_{neg} \end{pmatrix} = \begin{pmatrix} x_{pos} + x_{pos} \\ x_{neg} \cdot x_{neg} \end{pmatrix} = \begin{pmatrix} x_{pos} \\ x_{neg} \end{pmatrix}$$

$$\begin{pmatrix} x_{pos} \\ x_{neg} \end{pmatrix} \boxdot \begin{pmatrix} x_{pos} \\ x_{neg} \end{pmatrix} = \begin{pmatrix} x_{pos} \cdot x_{pos} \\ x_{neg} + x_{neg} \end{pmatrix} = \begin{pmatrix} x_{pos} \\ x_{neg} \end{pmatrix}$$

□

$$\boxed{x \boxdot (y \boxplus x) = x}$$

Proof. We consider both approaches.

1. Truth table approach:

x	y	$y \boxplus x$	$x \boxdot (y \boxplus x)$
\perp	\perp	\perp	\perp
\perp	0	\perp	\perp
\perp	1	1	\perp
\perp	\top	1	\perp
0	\perp	\perp	0
0	0	0	0
0	1	1	0
0	\top	\top	0
1	\perp	1	1
1	0	1	1
1	1	1	1
1	\top	1	1
\top	\perp	1	\top
\top	0	\top	\top
\top	1	1	\top
\top	\top	\top	\top

2. Algebraic approach:

$$\begin{aligned} \begin{pmatrix} x_{pos} \\ x_{neg} \end{pmatrix} \boxdot \left(\begin{pmatrix} y_{pos} \\ y_{neg} \end{pmatrix} \boxplus \begin{pmatrix} x_{pos} \\ x_{neg} \end{pmatrix} \right) &= \begin{pmatrix} x_{pos} \\ x_{neg} \end{pmatrix} \boxdot \begin{pmatrix} y_{pos} + x_{pos} \\ y_{neg} \cdot x_{neg} \end{pmatrix} = \begin{pmatrix} x_{pos} \cdot (y_{pos} + x_{pos}) \\ x_{neg} + (y_{neg} \cdot x_{neg}) \end{pmatrix} = \\ &= \begin{pmatrix} x_{pos} \cdot y_{pos} + x_{pos} \cdot x_{pos} \\ x_{neg} + y_{neg} \cdot x_{neg} \end{pmatrix} = \begin{pmatrix} x_{pos} \cdot y_{pos} + x_{pos} \\ x_{neg} + y_{neg} \cdot x_{neg} \end{pmatrix} = \begin{pmatrix} x_{pos} \\ x_{neg} \end{pmatrix} \end{aligned}$$

□

$$\boxed{(x \boxplus y) \boxdot x = x}$$

Proof. We consider both approaches.

1. Truth table approach:

x	y	$x \boxplus y$	$(x \boxplus y) \boxdot x$
\perp	\perp	\perp	\perp
\perp	0	\perp	\perp
\perp	1	1	\perp
\perp	\top	1	\perp
0	\perp	\perp	0
0	0	0	0
0	1	1	0
0	\top	\top	0
1	\perp	1	1
1	0	1	1
1	1	1	1
1	\top	1	1
\top	\perp	1	\top
\top	0	\top	\top
\top	1	1	\top
\top	\top	\top	\top

2. Algebraic approach:

$$\begin{aligned} \left(\begin{pmatrix} x_{pos} \\ x_{neg} \end{pmatrix} \boxplus \begin{pmatrix} y_{pos} \\ y_{neg} \end{pmatrix} \right) \boxdot \begin{pmatrix} x_{pos} \\ x_{neg} \end{pmatrix} &= \begin{pmatrix} x_{pos} + y_{pos} \\ x_{neg} \cdot y_{neg} \end{pmatrix} \boxdot \begin{pmatrix} x_{pos} \\ x_{neg} \end{pmatrix} = \begin{pmatrix} (x_{pos} + y_{pos}) \cdot x_{pos} \\ (x_{neg} \cdot y_{neg}) + x_{neg} \end{pmatrix} = \\ &= \begin{pmatrix} x_{pos} \cdot x_{pos} + y_{pos} \cdot x_{pos} \\ x_{neg} \cdot y_{neg} + x_{neg} \end{pmatrix} = \begin{pmatrix} x_{pos} + y_{pos} \cdot x_{pos} \\ x_{neg} \cdot y_{neg} + x_{neg} \end{pmatrix} = \begin{pmatrix} x_{pos} \\ x_{neg} \end{pmatrix} \end{aligned}$$

□

$$\boxed{(x \sqcup y) \sqcap x = x}$$

Proof. We consider both approaches.

1. Truth table approach:

x	y	$x \sqcup y$	$(x \sqcup y) \sqcap x$
\perp	\perp	\perp	\perp
\perp	0	0	\perp
\perp	1	1	\perp
\perp	\top	\top	\perp
0	\perp	0	0
0	0	0	0
0	1	\top	0
0	\top	\top	0
1	\perp	1	1
1	0	\top	1
1	1	1	1
1	\top	\top	1
\top	\perp	\top	\top
\top	0	\top	\top
\top	1	\top	\top
\top	\top	\top	\top

2. Algebraic approach:

$$\begin{aligned} \left(\begin{pmatrix} x_{pos} \\ x_{neg} \end{pmatrix} \sqcup \begin{pmatrix} y_{pos} \\ y_{neg} \end{pmatrix} \right) \sqcap \begin{pmatrix} x_{pos} \\ x_{neg} \end{pmatrix} &= \begin{pmatrix} x_{pos} + y_{pos} \\ x_{neg} + y_{neg} \end{pmatrix} \sqcap \begin{pmatrix} x_{pos} \\ x_{neg} \end{pmatrix} = \begin{pmatrix} (x_{pos} + y_{pos}) \cdot x_{pos} \\ (x_{neg} + y_{neg}) \cdot x_{neg} \end{pmatrix} = \\ &= \begin{pmatrix} x_{pos} \cdot x_{pos} + y_{pos} \cdot x_{pos} \\ x_{neg} \cdot x_{neg} + y_{neg} \cdot x_{neg} \end{pmatrix} = \begin{pmatrix} x_{pos} + y_{pos} \cdot x_{pos} \\ x_{neg} + y_{neg} \cdot x_{neg} \end{pmatrix} = \begin{pmatrix} x_{pos} \\ x_{neg} \end{pmatrix} \end{aligned}$$

□

$$\boxed{(x \sqcap y) \sqcup x = x}$$

Proof. We consider both approaches.

1. Truth table approach:

x	y	$x \sqcap y$	$(x \sqcap y) \sqcup x$
\perp	\perp	\perp	\perp
\perp	0	\perp	\perp
\perp	1	\perp	\perp
\perp	\top	\perp	\perp
0	\perp	\perp	0
0	0	0	0
0	1	\perp	0
0	\top	0	0
1	\perp	\perp	1
1	0	\perp	1
1	1	1	1
1	\top	1	1
\top	\perp	\perp	\top
\top	0	0	\top
\top	1	1	\top
\top	\top	\top	\top

2. Algebraic approach:

$$\begin{aligned} \left(\begin{pmatrix} x_{pos} \\ x_{neg} \end{pmatrix} \sqcap \begin{pmatrix} y_{pos} \\ y_{neg} \end{pmatrix} \right) \sqcup \begin{pmatrix} x_{pos} \\ x_{neg} \end{pmatrix} &= \begin{pmatrix} x_{pos} \cdot y_{pos} \\ x_{neg} \cdot y_{neg} \end{pmatrix} \sqcup \begin{pmatrix} x_{pos} \\ x_{neg} \end{pmatrix} = \\ &= \begin{pmatrix} (x_{pos} \cdot y_{pos}) + x_{pos} \\ (x_{neg} \cdot y_{neg}) + x_{neg} \end{pmatrix} = \begin{pmatrix} x_{pos} \\ x_{neg} \end{pmatrix} \end{aligned}$$

□

$$\boxed{(x \sqcup y) \sqcup x \neq x}$$

Proof. Algebraic approach:

$$\begin{aligned} \left(\begin{pmatrix} x_{pos} \\ x_{neg} \end{pmatrix} \sqcup \begin{pmatrix} y_{pos} \\ y_{neg} \end{pmatrix} \right) \sqcup \begin{pmatrix} x_{pos} \\ x_{neg} \end{pmatrix} &= \begin{pmatrix} x_{pos} \cdot y_{pos} \\ x_{neg} + y_{neg} \end{pmatrix} \sqcup \begin{pmatrix} x_{pos} \\ x_{neg} \end{pmatrix} = \begin{pmatrix} (x_{pos} \cdot y_{pos}) + x_{pos} \\ (x_{neg} + y_{neg}) + x_{neg} \end{pmatrix} = \\ &= \begin{pmatrix} x_{pos} \\ x_{neg} + y_{neg} \end{pmatrix} \neq \begin{pmatrix} x_{pos} \\ x_{neg} \end{pmatrix} \end{aligned}$$

□

Wrong case example: $x=\perp, y=0$, from truth table.

$$\boxed{\neg x \sqcap y \boxplus x \neq x \boxplus y}$$

Proof. Algebraic approach:

$$\begin{aligned} \neg \begin{pmatrix} x_{pos} \\ x_{neg} \end{pmatrix} \sqcap \begin{pmatrix} y_{pos} \\ y_{neg} \end{pmatrix} \boxplus \begin{pmatrix} x_{pos} \\ x_{neg} \end{pmatrix} &= \begin{pmatrix} x_{neg} \\ x_{pos} \end{pmatrix} \sqcap \begin{pmatrix} y_{pos} \\ y_{neg} \end{pmatrix} \boxplus \begin{pmatrix} x_{pos} \\ x_{neg} \end{pmatrix} = \begin{pmatrix} x_{neg} \cdot y_{pos} \\ x_{pos} + y_{neg} \end{pmatrix} \boxplus \begin{pmatrix} x_{pos} \\ x_{neg} \end{pmatrix} = \\ &= \begin{pmatrix} (x_{neg} \cdot y_{pos}) + x_{pos} \\ (x_{pos} + y_{neg}) \cdot x_{neg} \end{pmatrix} = \begin{pmatrix} x_{neg} \cdot y_{pos} + x_{pos} \\ x_{pos} \cdot x_{neg} + y_{neg} \cdot x_{neg} \end{pmatrix} \neq \begin{pmatrix} x_{pos} + y_{pos} \\ x_{neg} \cdot y_{neg} \end{pmatrix} \end{aligned}$$

Wrong case example: $x=\perp, y=1$ from truth table.

□

$$\boxed{(\neg x \boxplus y) \sqcap x \neq x \sqcap y}$$

Proof. Algebraic approach:

$$\begin{aligned} \neg \begin{pmatrix} x_{pos} \\ x_{neg} \end{pmatrix} \boxplus \begin{pmatrix} y_{pos} \\ y_{neg} \end{pmatrix} \sqcap \begin{pmatrix} x_{pos} \\ x_{neg} \end{pmatrix} &= \begin{pmatrix} x_{neg} \\ x_{pos} \end{pmatrix} \boxplus \begin{pmatrix} y_{pos} \\ y_{neg} \end{pmatrix} \sqcap \begin{pmatrix} x_{pos} \\ x_{neg} \end{pmatrix} = \begin{pmatrix} x_{neg} + y_{pos} \\ x_{pos} \cdot y_{neg} \end{pmatrix} \sqcap \begin{pmatrix} x_{pos} \\ x_{neg} \end{pmatrix} = \\ &= \begin{pmatrix} (x_{neg} + y_{pos}) \cdot x_{pos} \\ (x_{pos} \cdot y_{neg}) + x_{neg} \end{pmatrix} = \begin{pmatrix} x_{neg} \cdot x_{pos} + y_{pos} \cdot x_{pos} \\ x_{pos} \cdot y_{neg} + x_{neg} \end{pmatrix} \neq \begin{pmatrix} x_{pos} \cdot y_{pos} \\ x_{neg} + y_{neg} \end{pmatrix} \end{aligned}$$

Wrong case example: $x=\perp, y=0$ from truth table.

□

$$\boxed{x \sqcap y \boxplus y \sqcap z + \neg x \sqcap z \neq x \sqcap y \boxplus \neg x \sqcap z}$$

Proof. Algebraic approach:

$$\begin{aligned} \begin{pmatrix} x_{pos} \\ x_{neg} \end{pmatrix} \sqcap \begin{pmatrix} y_{pos} \\ y_{neg} \end{pmatrix} \boxplus \begin{pmatrix} y_{pos} \\ y_{neg} \end{pmatrix} \sqcap \begin{pmatrix} z_{pos} \\ z_{neg} \end{pmatrix} \boxplus \neg \begin{pmatrix} x_{pos} \\ x_{neg} \end{pmatrix} \sqcap \begin{pmatrix} z_{pos} \\ z_{neg} \end{pmatrix} &= \\ \begin{pmatrix} x_{pos} \cdot y_{pos} \\ x_{neg} + y_{neg} \end{pmatrix} \boxplus \begin{pmatrix} y_{pos} \cdot z_{pos} \\ y_{neg} + z_{neg} \end{pmatrix} \boxplus \begin{pmatrix} x_{neg} \cdot z_{pos} \\ x_{pos} + z_{neg} \end{pmatrix} &= \begin{pmatrix} x_{pos} \cdot y_{pos} + y_{pos} \cdot z_{pos} + x_{neg} \cdot z_{pos} \\ (x_{neg} + y_{neg}) \cdot (y_{neg} + z_{neg}) \cdot (x_{pos} + z_{neg}) \end{pmatrix} \end{aligned}$$

At the other hand:

$$\begin{aligned} \begin{pmatrix} x_{pos} \\ x_{neg} \end{pmatrix} \boxtimes \begin{pmatrix} y_{pos} \\ y_{neg} \end{pmatrix} \boxplus \neg \begin{pmatrix} x_{pos} \\ x_{neg} \end{pmatrix} \boxtimes \begin{pmatrix} z_{pos} \\ z_{neg} \end{pmatrix} &= \begin{pmatrix} x_{pos} \cdot y_{pos} \\ x_{neg} + y_{neg} \end{pmatrix} \boxplus \begin{pmatrix} x_{neg} \cdot z_{pos} \\ x_{pos} + z_{neg} \end{pmatrix} = \\ &= \begin{pmatrix} x_{pos} \cdot y_{pos} + x_{neg} \cdot z_{pos} \\ (x_{neg} + y_{neg}) \cdot (x_{pos} + z_{neg}) \end{pmatrix} \end{aligned}$$

Wrong case example: $x=\perp, y=1, z=1$ from truth table.

□

$$\boxed{(x \boxplus y) \boxtimes (y \boxplus z) \boxtimes (\neg x \boxplus z) \neq (x \boxplus y) \boxtimes (\neg x \boxplus z)}$$

Proof. Algebraic approach:

$$\begin{aligned} \left(\begin{pmatrix} x_{pos} \\ x_{neg} \end{pmatrix} \boxplus \begin{pmatrix} y_{pos} \\ y_{neg} \end{pmatrix} \right) \boxtimes \left(\begin{pmatrix} y_{pos} \\ y_{neg} \end{pmatrix} \boxplus \begin{pmatrix} z_{pos} \\ z_{neg} \end{pmatrix} \right) \boxtimes \left(\neg \begin{pmatrix} x_{pos} \\ x_{neg} \end{pmatrix} \boxplus \begin{pmatrix} z_{pos} \\ z_{neg} \end{pmatrix} \right) &= \\ \begin{pmatrix} x_{pos} + y_{pos} \\ x_{neg} \cdot y_{neg} \end{pmatrix} \boxtimes \begin{pmatrix} y_{pos} + z_{pos} \\ y_{neg} \cdot z_{neg} \end{pmatrix} \boxtimes \begin{pmatrix} x_{neg} + z_{pos} \\ x_{pos} \cdot z_{neg} \end{pmatrix} &= \begin{pmatrix} (x_{pos} + y_{pos}) \cdot (y_{pos} + z_{pos}) \cdot (x_{neg} + z_{pos}) \\ (x_{neg} \cdot y_{neg}) + (y_{neg} \cdot z_{neg}) + (x_{pos} \cdot z_{neg}) \end{pmatrix} \end{aligned}$$

At the other hand:

$$\begin{aligned} \begin{pmatrix} x_{pos} \\ x_{neg} \end{pmatrix} \boxplus \begin{pmatrix} y_{pos} \\ y_{neg} \end{pmatrix} \boxtimes \neg \begin{pmatrix} x_{pos} \\ x_{neg} \end{pmatrix} \boxplus \begin{pmatrix} z_{pos} \\ z_{neg} \end{pmatrix} &= \begin{pmatrix} x_{pos} + y_{pos} \\ x_{neg} \cdot y_{neg} \end{pmatrix} \boxtimes \begin{pmatrix} x_{neg} + z_{pos} \\ x_{pos} \cdot z_{neg} \end{pmatrix} = \\ &= \begin{pmatrix} (x_{pos} + y_{pos}) \cdot (x_{neg} + z_{pos}) \\ (x_{neg} \cdot y_{neg}) + (x_{pos} \cdot z_{neg}) \end{pmatrix} \end{aligned}$$

Wrong case example: $x=\perp, y=0, z=0$

□

$$\boxed{\neg(x \boxdot y) = \neg(x) \boxplus \neg(y)}$$

Proof. We consider both approaches.

1. Truth table approach:

x	y	$x \boxdot y$	$\neg(x \boxdot y)$	$\neg(x)$	$\neg(y)$	$\neg(x) \boxplus \neg(y)$
\perp	\perp	\perp	\perp	\perp	\perp	\perp
\perp	0	0	1	\perp	1	1
\perp	1	\perp	\perp	\perp	0	\perp
\perp	\top	0	1	\perp	\top	1
0	\perp	0	1	1	\perp	1
0	0	0	1	1	1	1
0	1	0	1	1	0	1
0	\top	0	1	1	\top	1
1	\perp	\perp	\perp	0	\perp	\perp
1	0	0	1	0	1	1
1	1	1	0	0	0	0
1	\top	\top	\top	0	\top	\top
\top	\perp	0	1	\top	\perp	1
\top	0	0	1	\top	1	\top
\top	1	\top	\top	\top	0	\top
\top	\top	\top	\top	\top	\top	\top

2. Algebraic approach

$$\begin{aligned} \neg\left(\begin{pmatrix} x_{pos} \\ x_{neg} \end{pmatrix} \boxdot \begin{pmatrix} y_{pos} \\ y_{neg} \end{pmatrix}\right) &= \neg\left(\begin{pmatrix} x_{pos} \cdot y_{pos} \\ x_{neg} + y_{neg} \end{pmatrix}\right) = \begin{pmatrix} x_{neg} + y_{neg} \\ x_{pos} \cdot y_{pos} \end{pmatrix} = \begin{pmatrix} x_{neg} \\ x_{pos} \end{pmatrix} \boxplus \begin{pmatrix} y_{neg} \\ y_{pos} \end{pmatrix} = \\ &= \neg\begin{pmatrix} x_{pos} \\ x_{neg} \end{pmatrix} \boxplus \neg\begin{pmatrix} y_{pos} \\ y_{neg} \end{pmatrix} \end{aligned}$$

□

$$\boxed{\neg(x \boxplus y) = \neg(x) \boxdot \neg(y)}$$

Proof. We consider both approaches.

1. Truth table approach:

x	y	$x \boxdot y$	$\neg(x \boxdot y)$	$\neg(x)$	$\neg(y)$	$\neg(x) \boxplus \neg(y)$
\perp	\perp	\perp	\perp	\perp	\perp	\perp
\perp	0	\perp	\perp	\perp	1	\perp
\perp	1	1	0	\perp	0	0
\perp	\top	1	0	\perp	\top	0
0	\perp	\perp	\perp	1	\perp	\perp
0	0	0	1	1	1	1
0	1	1	0	1	0	0
0	\top	\top	\top	1	\top	\top
1	\perp	1	0	0	\perp	0
1	0	1	0	0	1	0
1	1	1	0	0	0	0
1	\top	1	0	0	\top	0
\top	\perp	1	$0p$	\top	\perp	\top
\top	0	\top	\top	\top	1	\top
\top	1	1	0	\top	0	\top
\top	\top	\top	\top	\top	\top	\top

2. Algebraic approach

$$\begin{aligned} \neg\left(\begin{pmatrix} x_{pos} \\ x_{neg} \end{pmatrix} \boxplus \begin{pmatrix} y_{pos} \\ y_{neg} \end{pmatrix}\right) &= \neg\left(\begin{pmatrix} x_{pos} + y_{pos} \\ x_{neg} \cdot y_{neg} \end{pmatrix}\right) = \begin{pmatrix} x_{neg} \cdot y_{neg} \\ x_{pos} + y_{pos} \end{pmatrix} = \begin{pmatrix} x_{neg} \\ x_{pos} \end{pmatrix} \boxdot \begin{pmatrix} y_{neg} \\ y_{pos} \end{pmatrix} = \\ &= \neg\left(\begin{pmatrix} x_{pos} \\ x_{neg} \end{pmatrix} \boxdot \neg\begin{pmatrix} y_{pos} \\ y_{neg} \end{pmatrix}\right) \end{aligned}$$

□

$$\boxed{\neg(x \sqcup y) = \neg(x) \sqcup \neg(y)}$$

Proof. We consider both approaches.

1. Truth table approach:

x	y	$x \sqcup y$	$\neg(x \sqcup y)$	$\neg(x)$	$\neg(y)$	$\neg(x) \sqcup \neg(y)$
\perp	\perp	\perp	\perp	\perp	\perp	\perp
\perp	0	0	1	\perp	1	1
\perp	1	1	0	\perp	0	0
\perp	\top	\top	\top	\perp	\top	\top
0	\perp	0	1	1	\perp	1
0	0	0	1	1	1	1
0	1	\top	\top	1	0	\top
0	\top	\top	\top	1	\top	\top
1	\perp	1	0	0	\perp	0
1	0	\top	\top	0	1	\top
1	1	1	0	0	0	0
1	\top	\top	\top	0	\top	\top
\top	\perp	\top	\top	\top	\perp	\top
\top	0	\top	\top	\top	1	\top
\top	1	\top	\top	\top	0	\top
\top	\top	\top	\top	\top	\top	\top

2. Algebraic approach

$$\begin{aligned} \neg\left(\begin{pmatrix} x_{pos} \\ x_{neg} \end{pmatrix} \sqcup \begin{pmatrix} y_{pos} \\ y_{neg} \end{pmatrix}\right) &= \neg\begin{pmatrix} x_{pos} + y_{pos} \\ x_{neg} + y_{neg} \end{pmatrix} = \begin{pmatrix} x_{neg} + y_{neg} \\ x_{pos} + y_{pos} \end{pmatrix} = \\ &= \begin{pmatrix} x_{neg} \\ x_{pos} \end{pmatrix} \sqcup \begin{pmatrix} y_{neg} \\ y_{pos} \end{pmatrix} = \neg\begin{pmatrix} x_{pos} \\ x_{neg} \end{pmatrix} \sqcup \neg\begin{pmatrix} y_{pos} \\ y_{neg} \end{pmatrix} \end{aligned}$$

□

$$\boxed{\neg(x \sqcap y) = \neg(x) \sqcap \neg(y)}$$

Proof. We consider both approaches.

1. Truth table approach:

x	y	$x \sqcap y$	$\neg(x \sqcap y)$	$\neg(x)$	$\neg(y)$	$\neg(x) \sqcap \neg(y)$
\perp	\perp	\perp	\perp	\perp	\perp	\perp
\perp	0	\perp	\perp	\perp	1	\perp
\perp	1	\perp	\perp	\perp	0	\perp
\perp	\top	\perp	\perp	\perp	\top	\perp
0	\perp	\perp	\perp	1	\perp	\perp
0	0	0	1	1	1	1
0	1	\perp	\perp	1	0	\perp
0	\top	0	1	1	\top	1
1	\perp	\perp	\perp	0	\perp	\perp
1	0	\perp	\perp	0	1	\perp
1	1	1	0	0	0	0
1	\top	1	0	0	\top	0
\top	\perp	\perp	\perp	\top	\perp	<i>bot</i>
\top	0	0	1	\top	1	1
\top	1	1	0	\top	0	0
\top	\top	\top	\top	\top	\top	\top

2. Algebraic approach

$$\begin{aligned} \neg\left(\begin{pmatrix} x_{pos} \\ x_{neg} \end{pmatrix} \sqcap \begin{pmatrix} y_{pos} \\ y_{neg} \end{pmatrix}\right) &= \neg\left(\begin{pmatrix} x_{pos} \cdot y_{pos} \\ x_{neg} \cdot y_{neg} \end{pmatrix}\right) = \begin{pmatrix} x_{neg} \cdot y_{neg} \\ x_{pos} \cdot y_{pos} \end{pmatrix} = \\ &= \begin{pmatrix} x_{neg} \\ x_{pos} \end{pmatrix} \sqcap \begin{pmatrix} y_{neg} \\ y_{pos} \end{pmatrix} = \neg\left(\begin{pmatrix} x_{pos} \\ x_{neg} \end{pmatrix}\right) \sqcap \neg\left(\begin{pmatrix} y_{pos} \\ y_{neg} \end{pmatrix}\right) \end{aligned}$$

□

A.2.5 Finalization Laws

$$\boxed{FL(x \boxplus y) = FL(x) + FL(y)}$$

Proof. We consider both approaches.

1. Truth table approach:

x	y	$x \boxplus y$	$FL(x \boxplus y)$	$FL(x)$	$FL(y)$	$FL(x) + FL(y)$
\perp	\perp	\perp	0	0	0	0
\perp	0	\perp	0	0	0	0
\perp	1	1	1	0	1	1
\perp	\top	1	1	0	\emptyset	\emptyset
0	\perp	\perp	0	0	0	0
0	0	0	0	0	0	0
0	1	1	1	0	1	1
0	\top	\top	\emptyset	0	\emptyset	\emptyset
1	\perp	1	1	1	0	1
1	0	1	1	1	0	1
1	1	1	1	1	1	1
1	\top	1	1	1	\emptyset	1
\top	\perp	1	1	\emptyset	0	\emptyset
\top	0	\top	\emptyset	\emptyset	0	\emptyset
\top	1	1	1	\emptyset	1	1
\top	\top	\top	\emptyset	\emptyset	\emptyset	\emptyset

Note: \emptyset means don't care. $FL(x \boxplus y)$ and $FL(x) + FL(y)$ are compatible about (\top, \perp) or (\perp, \top) .

2. Algebraic approach

$$\begin{aligned}
 FL\left(\begin{pmatrix} x_{pos} \\ x_{neg} \end{pmatrix} \boxplus \begin{pmatrix} y_{pos} \\ y_{neg} \end{pmatrix}\right) &= FL\left(\begin{pmatrix} x_{pos} + y_{pos} \\ x_{neg} \cdot y_{neg} \end{pmatrix}\right) = \begin{pmatrix} x_{pos} + y_{pos} \\ x_{pos} + y_{pos} \end{pmatrix} = \begin{pmatrix} x_{pos} + y_{pos} \\ \overline{x_{pos} \cdot y_{pos}} \end{pmatrix} = \\
 &= \begin{pmatrix} x_{pos} \\ x_{pos} \end{pmatrix} \boxplus \begin{pmatrix} y_{pos} \\ y_{neg} \end{pmatrix} = FL\left(\begin{pmatrix} x_{pos} \\ x_{neg} \end{pmatrix}\right) \boxplus FL\left(\begin{pmatrix} y_{pos} \\ y_{neg} \end{pmatrix}\right)
 \end{aligned}$$

□

$$\boxed{FL(x \boxdot y) = FL(x) \cdot FL(y)}$$

Proof. We consider both approaches.

1. Truth table approach:

x	y	$x \boxdot y$	$FL(x \boxdot y)$	$FL(x)$	$FL(y)$	$FL(x) \cdot FL(y)$
\perp	\perp	\perp	0	0	0	0
\perp	0	0	0	0	0	0
\perp	1	\perp	0	0	1	0
\perp	\top	0	0	0	\emptyset	0
0	\perp	0	0	0	0	0
0	0	0	0	0	0	0
0	1	0	0	0	1	0
0	\top	0	0	0	\emptyset	0
1	\perp	\perp	0	1	0	0
1	0	0	0	1	0	0
1	1	1	1	1	1	1
1	\top	\top	\emptyset	1	\emptyset	\emptyset
\top	\perp	0	0	\emptyset	0	0
\top	0	0	0	\emptyset	0	0
\top	1	\top	\emptyset	\emptyset	1	\emptyset
\top	\top	\top	\emptyset	\emptyset	\emptyset	\emptyset

Note: \emptyset means don't care.

2. Algebraic approach

$$FL\left(\begin{pmatrix} x_{pos} \\ x_{neg} \end{pmatrix} \boxdot \begin{pmatrix} y_{pos} \\ y_{neg} \end{pmatrix}\right) = FL\left(\begin{pmatrix} x_{pos} \cdot y_{pos} \\ x_{neg} + y_{neg} \end{pmatrix}\right) = \left(\frac{x_{pos} \cdot y_{pos}}{x_{pos} \cdot y_{pos}}\right) = \left(\frac{x_{pos} \cdot y_{pos}}{x_{pos} + y_{pos}}\right) =$$

$$\left(\frac{x_{pos}}{x_{pos}}\right) \boxdot \left(\frac{y_{pos}}{y_{pos}}\right) = FL\left(\begin{pmatrix} x_{pos} \\ x_{neg} \end{pmatrix}\right) \boxdot FL\left(\begin{pmatrix} y_{pos} \\ y_{neg} \end{pmatrix}\right)$$

□

$$\boxed{FL(\neg x) \neq \neg FL(x)}$$

Proof. We consider both approaches.

1. Truth table approach:

x	$\neg x$	$FL(\neg x)$	$FL(x)$	$\overline{FL(x)}$
\perp	\perp	0	0	1
0	1	1	0	1
1	0	0	1	0
\top	\top	\emptyset	\emptyset	\emptyset

Wrong case Example: $x = \perp$

2. Algebraic approach

$$FL(\neg\left(\begin{pmatrix} x_{pos} \\ x_{neg} \end{pmatrix}\right)) = FL\left(\begin{pmatrix} x_{neg} \\ x_{pos} \end{pmatrix}\right) = \begin{pmatrix} x_{neg} \\ \overline{x_{neg}} \end{pmatrix}$$

At the other hand:

$$\neg FL\left(\begin{pmatrix} x_{pos} \\ x_{neg} \end{pmatrix}\right) = \neg\left(\begin{pmatrix} x_{pos} \\ \overline{x_{pos}} \end{pmatrix}\right) = \begin{pmatrix} \overline{x_{pos}} \\ x_{pos} \end{pmatrix}$$

□

A.3 Bilattice properties

In this section, we prove properties concerning bilattice orders. Similarly to section A.2, we can prove these properties using both truth tables and algebraic decomposition in Boolean pairs of elements of the bilattice. For the algebraic concern, we rely on the isomorphism : $\text{Algebra5} \mapsto \mathbb{B} \odot \mathbb{B}$ (see property 1). Hence, we recall the definitions of \leq_K and \leq_B orders in $\mathbb{B} \odot \mathbb{B}$:

$$(x_1, x_2) \leq_K (y_1, y_2) \text{ iff } x_1 \leq y_1 \text{ and } x_2 \leq y_2 \text{ in } \mathbb{B}.$$

$$(x_1, x_2) \leq_B (y_1, y_2) \text{ iff } x_1 \leq y_1 \text{ and } y_2 \leq x_2 \text{ in } \mathbb{B}.$$

$$\boxed{x \leq_K (x \sqcup y)}$$

Proof using truth table:

x	y	$x \sqcup y$	$x \leq_K (x \sqcup y)$
\perp	\perp	\perp	Yes
\perp	0	0	Yes
\perp	1	1	Yes
\perp	\top	\top	Yes
0	\perp	0	Yes
0	0	0	Yes
0	1	\top	Yes
0	\top	\top	Yes
1	\perp	1	Yes
1	0	\top	Yes
1	1	1	Yes
1	\top	\top	Yes
\top	\perp	\top	Yes
\top	0	\top	Yes
\top	1	\top	Yes
\top	\top	\top	Yes

$$\boxed{(x \sqcap y) \leq_K x}$$

Algebraic approach:

Let us consider $x = \begin{pmatrix} x_{pos} \\ x_{neg} \end{pmatrix}$ and $y = \begin{pmatrix} y_{pos} \\ y_{neg} \end{pmatrix}$. In \mathbb{B} , $x_{pos} \leq x_{pos} + y_{pos}$ and $x_{neg} \leq x_{neg} + y_{neg}$, then $\begin{pmatrix} x_{pos} \\ x_{neg} \end{pmatrix} \leq_K \begin{pmatrix} x_{pos} + y_{pos} \\ x_{neg} + y_{neg} \end{pmatrix}$. According to \sqcup projection in $\mathbb{B} \odot \mathbb{B}$, we can deduce that $x \leq_K x \sqcup y$.

Proof using truth table:

x	y	$x \sqcap y$	$(x \sqcap y) \leq_K x$
\perp	\perp	\perp	Yes
\perp	0	\perp	Yes
\perp	1	\perp	Yes
\perp	\top	\perp	Yes
0	\perp	\perp	Yes
0	0	0	Yes
0	1	\perp	Yes
0	\top	0	Yes
1	\perp	\perp	Yes
1	0	\perp	Yes
1	1	1	Yes
1	\top	1	Yes
\top	\perp	\perp	Yes
\top	0	0	Yes
\top	1	1	Yes
\top	\top	\top	Yes

$$x \leq_B (x \boxplus y)$$

Proof using truth table:

x	y	$x \boxplus y$	$x \leq_B (x \boxplus y)$
\perp	\perp	\perp	Yes
\perp	0	\perp	Yes
\perp	1	1	Yes
\perp	\top	1	Yes
0	\perp	\perp	Yes
0	0	0	Yes
0	1	1	Yes
0	\top	\top	Yes
1	\perp	1	Yes
1	0	1	Yes
1	1	1	Yes
1	\top	1	Yes
\top	\perp	1	Yes
\top	0	\top	Yes
\top	1	1	Yes
\top	\top	\top	Yes

Algebraic approach:

Let us consider $x = \begin{pmatrix} x_{pos} \\ x_{neg} \end{pmatrix}$ and $y = \begin{pmatrix} y_{pos} \\ y_{neg} \end{pmatrix}$. In \mathbb{B} , $x_{pos} \cdot y_{pos} \leq x_{pos}$ and $x_{neg} \cdot y_{neg} \leq x_{neg}$, then $\begin{pmatrix} x_{pos} \cdot y_{pos} \\ x_{neg} \cdot y_{neg} \end{pmatrix} \leq_K \begin{pmatrix} x_{pos} \\ x_{neg} \end{pmatrix}$. So, according to \sqcap projection in $\mathbb{B} \odot \mathbb{B}$, $(x \sqcap y) \leq_K x$.

Algebraic approach:

Let us consider $x = \begin{pmatrix} x_{pos} \\ x_{neg} \end{pmatrix}$ and $y = \begin{pmatrix} y_{pos} \\ y_{neg} \end{pmatrix}$. In \mathbb{B} , $x_{pos} \leq x_{pos} + y_{pos}$ and $x_{neg} \cdot y_{neg} \leq x_{neg}$, then $\begin{pmatrix} x_{pos} \\ x_{neg} \end{pmatrix} \leq_B \begin{pmatrix} x_{pos} + y_{pos} \\ x_{neg} \cdot y_{neg} \end{pmatrix}$. So, according to \boxplus projection in $\mathbb{B} \odot \mathbb{B}$, $x \leq_B x \boxplus y$.

$$(x \boxdot y) \leq_B x$$

Proof using truth table:

x	y	$x \boxdot y$	$(x \boxdot y) \leq_B x$
\perp	\perp	\perp	Yes
\perp	0	0	Yes
\perp	1	\perp	Yes
\perp	\top	0	Yes
0	\perp	0	Yes
0	0	0	Yes
0	1	0	Yes
0	\top	0	Yes
1	\perp	\perp	Yes
1	0	0	Yes
1	1	1	Yes
1	\top	\top	Yes
\top	\perp	0	Yes
\top	0	0	Yes
\top	1	\top	Yes
\top	\top	\top	Yes

Algebraic approach:

Let us consider $x = \begin{pmatrix} x_{pos} \\ x_{neg} \end{pmatrix}$ and $y = \begin{pmatrix} y_{pos} \\ y_{neg} \end{pmatrix}$. In \mathbb{B} , $x_{pos} \cdot y_{pos} \leq y_{pos}$ and $x_{neg} \leq x_{neg} + y_{neg}$, then $\begin{pmatrix} x_{pos} \cdot y_{pos} \\ x_{neg} + y_{neg} \end{pmatrix} \leq_B \begin{pmatrix} x_{pos} \\ x_{neg} \end{pmatrix}$. So, according to \boxdot projection in $\mathbb{B} \odot \mathbb{B}$, $x \leq_B x \boxdot y$.

$$x \leq_K y \Rightarrow (x \sqcup z) \leq_K (y \sqcup z)$$

- Truth table approach:

x	y	z	$x \sqcup z$	$y \sqcup z$	$x \leq_K y \Rightarrow (x \sqcup z) \leq_K (y \sqcup z)$
\perp	\perp	\perp	\perp	\perp	Yes
\perp	\perp	0	0	0	Yes
\perp	\perp	1	1	1	Yes
\perp	\perp	\top	\top	\top	Yes
\perp	0	\perp	\perp	0	Yes
\perp	0	0	0	0	Yes
\perp	0	1	1	\top	Yes
\perp	0	\top	\top	\top	Yes
\perp	1	\perp	\perp	1	Yes
\perp	1	0	0	\top	Yes
\perp	1	1	1	1	Yes
\perp	1	\top	\top	\top	Yes
\perp	\top	\perp	\perp	\top	Yes
\perp	\top	0	0	\top	Yes
\perp	\top	1	1	\top	Yes
\perp	\top	\top	\top	\top	Yes
0	0	\perp	0	0	Yes
0	0	0	0	0	Yes
0	0	1	\top	\top	Yes
0	0	\top	\top	\top	Yes
0	\top	\perp	0	\top	Yes
0	\top	0	0	\top	Yes
0	\top	1	\top	\top	Yes
0	\top	\top	\top	\top	Yes
1	1	\perp	1	1	Yes
1	1	0	\top	\top	Yes
1	1	1	1	1	Yes
1	1	\top	\top	\top	Yes
1	\top	\perp	1	\top	Yes
1	\top	0	\top	\top	Yes
1	\top	1	1	\top	Yes
1	\top	\top	\top	\top	Yes
\top	\top	\perp	\top	\top	Yes
\top	\top	0	\top	\top	Yes
\top	\top	1	\top	\top	Yes
\top	\top	\top	\top	\top	Yes

- Algebraic approach:

Let us consider $x = \begin{pmatrix} x_{pos} \\ x_{neg} \end{pmatrix}$ and $y = \begin{pmatrix} y_{pos} \\ y_{neg} \end{pmatrix}$ and $z = \begin{pmatrix} z_{pos} \\ z_{neg} \end{pmatrix}$. $x \leq_K y \implies x_{pos} \leq y_{pos}$ and $x_{neg} \leq y_{neg}$. Thus $x_{pos} + z_{pos} \leq y_{pos} + z_{pos}$ and $x_{neg} + z_{neg} \leq y_{neg} + z_{neg}$. So, $x \sqcup z \leq_K y \sqcup z$.

$$x \leq_K y \Rightarrow (x \sqcap z) \leq_K (y \sqcap z)$$

- Truth table approach:

x	y	z	$x \sqcap z$	$y \sqcap z$	$x \leq_K y \Rightarrow (x \sqcap z) \leq_K (y \sqcap z)$
\perp	\perp	\perp	\perp	\perp	Yes
\perp	\perp	0	\perp	\perp	Yes
\perp	\perp	1	\perp	\perp	Yes
\perp	\perp	\top	\perp	\perp	Yes
\perp	0	\perp	\perp	\perp	Yes
\perp	0	0	\perp	0	Yes
\perp	0	1	\perp	\perp	Yes
\perp	0	\top	\perp	0	Yes
\perp	1	\perp	\perp	\perp	Yes
\perp	1	0	\perp	\perp	Yes
\perp	1	1	\perp	1	Yes
\perp	1	\top	\perp	1	Yes
\perp	\top	\perp	\perp	\perp	Yes
\perp	\top	0	\perp	0	Yes
\perp	\top	1	\perp	1	Yes
\perp	\top	\top	\perp	\top	Yes
0	0	\perp	\perp	\perp	Yes
0	0	0	0	0	Yes
0	0	1	\perp	\perp	Yes
0	0	\top	0	0	Yes
0	\top	\perp	\perp	\perp	Yes
0	\top	0	0	0	Yes
0	\top	1	\perp	1	Yes
0	\top	\top	0	\top	Yes
1	1	\perp	\perp	\perp	Yes
1	1	0	\perp	\perp	Yes
1	1	1	1	1	Yes
1	1	\top	1	1	Yes
1	\top	\perp	\perp	\perp	Yes
1	\top	0	\perp	0	Yes
1	\top	1	1	1	Yes
1	\top	\top	1	\top	Yes
\top	\top	\perp	\perp	\perp	Yes
\top	\top	0	0	0	Yes
\top	\top	1	1	1	Yes
\top	\top	\top	\top	\top	Yes

- Algebraic approach:

Let us consider $x = \begin{pmatrix} x_{pos} \\ x_{neg} \end{pmatrix}$ and $y = \begin{pmatrix} y_{pos} \\ y_{neg} \end{pmatrix}$ and $z = \begin{pmatrix} z_{pos} \\ z_{neg} \end{pmatrix}$. $x \leq_K y \implies x_{pos} \leq y_{pos}$ and $x_{neg} \leq y_{neg}$. Thus $x_{pos} \cdot z_{pos} \leq y_{pos} \cdot z_{pos}$ and $x_{neg} \cdot z_{neg} \leq y_{neg} \cdot z_{neg}$. So, $x \square z \leq_K y \square z$.

$$x \leq_B y \Rightarrow (x \boxplus z) \leq_B (y \boxplus z)$$

- Truth table approach:

x	y	z	$x \boxplus z$	$y \boxplus z$	$x \leq_B y \Rightarrow (x \boxplus z) \leq_B (y \boxplus z)$
\perp	\perp	\perp	\perp	\perp	Yes
\perp	\perp	0	\perp	\perp	Yes
\perp	\perp	1	1	1	Yes
\perp	\perp	\top	1	1	Yes
\perp	1	\perp	\perp	1	Yes
\perp	1	0	\perp	1	Yes
\perp	1	1	1	1	Yes
\perp	1	\top	1	1	Yes
0	\perp	\perp	\perp	\perp	Yes
0	\perp	0	0	\perp	Yes
0	\perp	1	1	1	Yes
0	\perp	\top	\top	1	Yes
0	0	\perp	\perp	\perp	Yes
0	0	0	0	0	Yes
0	0	1	1	1	Yes
0	0	\top	\top	\top	Yes
0	1	\perp	\perp	1	Yes
0	1	0	0	1	Yes
0	1	1	1	1	Yes
0	1	\top	\top	1	Yes
0	\top	\perp	\perp	1	Yes
0	\top	0	0	\top	Yes
0	\top	1	1	1	Yes
0	\top	\top	\top	\top	Yes
1	1	\perp	1	1	Yes
1	1	0	1	1	Yes
1	1	1	1	1	Yes
1	1	\top	1	1	Yes
\top	1	\perp	1	1	Yes
\top	1	0	\top	1	Yes
\top	1	1	1	1	Yes
\top	1	\top	\top	1	Yes
\top	\top	\perp	1	1	Yes
\top	\top	0	\top	\top	Yes
\top	\top	1	1	1	Yes
\top	\top	\top	\top	\top	Yes

- Algebraic approach:

Let us consider $x = \begin{pmatrix} x_{pos} \\ x_{neg} \end{pmatrix}$ and $y = \begin{pmatrix} y_{pos} \\ y_{neg} \end{pmatrix}$ and $z = \begin{pmatrix} z_{pos} \\ z_{neg} \end{pmatrix}$. $x \leq_B y \implies x_{pos} \leq y_{pos}$ and $y_{neg} \leq x_{neg}$. Thus $x_{pos} + z_{pos} \leq y_{pos} + z_{pos}$ and $y_{neg} \cdot z_{neg} \leq x_{neg} \cdot z_{neg}$. So, $x \boxplus z \leq_B y \boxplus z$.

$$x \leq_B y \Rightarrow (x \sqcap z) \leq_B (y \sqcap z)$$

- Truth table approach:

x	y	z	$x \sqcap z$	$y \sqcap z$	$x \leq_B y \Rightarrow (x \sqcap z) \leq_B (y \sqcap z)$
\perp	\perp	\perp	\perp	\perp	Yes
\perp	\perp	0	0	0	Yes
\perp	\perp	1	\perp	\perp	Yes
\perp	\perp	\top	0	0	Yes
\perp	1	\perp	\perp	\perp	Yes
\perp	1	0	0	0	Yes
\perp	1	1	\perp	1	Yes
\perp	1	\top	0	\top	Yes
0	\perp	\perp	0	\perp	Yes
0	\perp	0	0	0	Yes
0	\perp	1	0	\perp	Yes
0	\perp	\top	0	0	Yes
0	0	\perp	0	0	Yes
0	0	0	0	0	Yes
0	0	1	0	0	Yes
0	0	\top	0	0	Yes
0	1	\perp	0	\perp	Yes
0	1	0	0	0	Yes
0	1	1	0	1	Yes
0	1	\top	0	\top	Yes
0	\top	\perp	0	0	Yes
0	\top	0	0	0	Yes
0	\top	1	0	\top	Yes
0	\top	\top	\top	\top	Yes
1	1	\perp	\perp	\perp	Yes
1	1	0	0	0	Yes
1	1	1	1	1	Yes
1	1	\top	\top	\top	Yes
\top	1	\perp	0	\perp	Yes
\top	1	0	0	0	Yes
\top	1	1	\top	1	Yes
\top	1	\top	\top	\top	Yes
\top	\top	\perp	0	0	Yes
\top	\top	0	0	0	Yes
\top	\top	1	\top	\top	Yes
\top	\top	\top	\top	\top	Yes

- Algebraic approach:

Let us consider $x = \begin{pmatrix} x_{pos} \\ x_{neg} \end{pmatrix}$ and $y = \begin{pmatrix} y_{pos} \\ y_{neg} \end{pmatrix}$ and $z = \begin{pmatrix} z_{pos} \\ z_{neg} \end{pmatrix}$. $x \leq_B y \implies x_{pos} \leq y_{pos}$ and $y_{neg} \leq x_{neg}$. Thus $x_{pos} \cdot z_{pos} \leq y_{pos} \cdot z_{pos}$ and $y_{neg} + z_{neg} \leq x_{neg} + z_{neg}$. So, $x \boxplus z \leq_B y \boxplus z$.

$$\perp \leq_K (x \sqcup y) \leq_K \top$$

- Truth table approach:

x	y	$x \sqcup y$	$\perp \leq_K (x \sqcup y) \leq_K \top$
\perp	\perp	\perp	Yes
\perp	0	0	Yes
\perp	1	1	Yes
\perp	\top	\top	Yes
0	\perp	0	Yes
0	0	0	Yes
0	1	\top	Yes
0	\top	\top	Yes
1	\perp	1	Yes
1	0	\top	Yes
1	1	1	Yes
1	\top	\top	Yes
\top	\perp	\top	Yes
\top	0	\top	Yes
\top	1	\top	Yes
\top	\top	\top	Yes

- Algebraic approach:

Let us consider $x = \begin{pmatrix} x_{pos} \\ x_{neg} \end{pmatrix}$ and $y = \begin{pmatrix} y_{pos} \\ y_{neg} \end{pmatrix}$. In \mathbb{B} , $0 \leq x_{pos} + y_{pos} \leq 1$ and $0 \leq x_{neg} + y_{neg} \leq 1$. So, $\begin{pmatrix} 0 \\ 0 \end{pmatrix} \leq_K \begin{pmatrix} x_{pos} + y_{pos} \\ x_{neg} + y_{neg} \end{pmatrix} \leq_K \begin{pmatrix} 1 \\ 1 \end{pmatrix}$. Hence, $\perp \leq_K x \sqcup y \leq_K \top$.

$$\perp \leq_K (x \sqcap y) \leq_K \top$$

- Truth table approach:

x	y	$x \sqcap y$	$\perp \leq_K (x \sqcap y) \leq_K \top$
\perp	\perp	\perp	Yes
\perp	0	\perp	Yes
\perp	1	\perp	Yes
\perp	\top	\perp	Yes
0	\perp	\perp	Yes
0	0	0	Yes
0	1	\perp	Yes
0	\top	0	Yes
1	\perp	\perp	Yes
1	0	\perp	Yes
1	1	1	Yes
1	\top	1	Yes
\top	\perp	\perp	Yes
\top	0	0	Yes
\top	1	1	Yes
\top	\top	\top	Yes

- Algebraic approach:

Let us consider $x = \begin{pmatrix} x_{pos} \\ x_{neg} \end{pmatrix}$ and $y = \begin{pmatrix} y_{pos} \\ y_{neg} \end{pmatrix}$. In \mathbb{B} , $0 \leq x_{pos} + y_{pos} \leq 1$ and $0 \leq x_{neg} + y_{neg} \leq 1$. So, $\begin{pmatrix} 0 \\ 0 \end{pmatrix} \leq_K \begin{pmatrix} x_{pos} \cdot y_{pos} \\ x_{neg} \cdot y_{neg} \end{pmatrix} \leq_K \begin{pmatrix} 1 \\ 1 \end{pmatrix}$. Hence, $\perp \leq_K x \sqcap y \leq_K \top$.

$$\boxed{0 \leq_B (x \boxplus y) \leq_B 1}$$

- Truth table approach:

x	y	$x \boxplus y$	$0 \leq_B (x \boxplus y) \leq_B 1$
\perp	\perp	\perp	Yes
\perp	0	\perp	Yes
\perp	1	1	Yes
\perp	\top	1	Yes
0	\perp	\perp	Yes
0	0	0	Yes
0	1	1	Yes
0	\top	\top	Yes
1	\perp	1	Yes
1	0	1	Yes
1	1	1	Yes
1	\top	1	Yes
\top	\perp	1	Yes
\top	0	\top	Yes
\top	1	1	Yes
\top	\top	\top	Yes

- Algebraic approach:

Let us consider $x = \begin{pmatrix} x_{pos} \\ x_{neg} \end{pmatrix}$ and $y = \begin{pmatrix} y_{pos} \\ y_{neg} \end{pmatrix}$. In \mathbb{B} , $0 \leq x_{pos} + y_{pos} \leq 1$ and $0 \leq x_{neg} \cdot y_{neg} \leq 1$. So, $\begin{pmatrix} 0 \\ 1 \end{pmatrix} \leq_B \begin{pmatrix} x_{pos} + y_{pos} \\ x_{neg} \cdot y_{neg} \end{pmatrix} \leq_K \begin{pmatrix} 1 \\ 0 \end{pmatrix}$. Hence, $0 \leq_B x \boxplus y \leq_K 1$.

$$\boxed{0 \leq_B (x \boxplus y) \leq_B 1}$$

- Truth table approach:

x	y	$x \boxplus y$	$0 \leq_B (x \boxplus y) \leq_B 1$
\perp	\perp	\perp	Yes
\perp	0	0	Yes
\perp	1	\perp	Yes
\perp	\top	0	Yes
0	\perp	0	Yes
0	0	0	Yes
0	1	0	Yes
0	\top	0	Yes
1	\perp	\perp	Yes
1	0	0	Yes
1	1	1	Yes
1	\top	\top	Yes
\top	\perp	0	Yes
\top	0	0	Yes
\top	1	\top	Yes
\top	\top	\top	Yes

- Algebraic approach:

Let us consider $x = \begin{pmatrix} x_{pos} \\ x_{neg} \end{pmatrix}$ and $y = \begin{pmatrix} y_{pos} \\ y_{neg} \end{pmatrix}$. In \mathbb{B} , $0 \leq x_{pos} \cdot y_{pos} \leq 1$ and $0 \leq x_{neg} + y_{neg} \leq 1$. So, $\begin{pmatrix} 0 \\ 1 \end{pmatrix} \leq_B \begin{pmatrix} x_{pos} \cdot y_{pos} \\ x_{neg} + y_{neg} \end{pmatrix} \leq_K \begin{pmatrix} 1 \\ 0 \end{pmatrix}$. Hence, $0 \leq_B x \boxminus y \leq_K 1$.

$$x \leq_K y \Rightarrow \neg x \leq_K \neg y$$

- Truth table approach:

x	y	$\neg x$	$\neg y$	$x \leq_K y \Rightarrow \neg x \leq_K \neg y$
\perp	\perp	\perp	\perp	Yes
\perp	0	\perp	1	Yes
\perp	1	\perp	0	Yes
\perp	\top	\perp	\top	Yes
0	0	1	1	Yes
0	\top	1	\top	Yes
1	1	0	0	Yes
1	\top	0	\top	Yes
\top	\top	\top	\top	Yes

- Algebraic approach:

Let us consider $x = \begin{pmatrix} x_{pos} \\ x_{neg} \end{pmatrix}$ and $y = \begin{pmatrix} y_{pos} \\ y_{neg} \end{pmatrix}$. $x \leq_K y \Rightarrow x_{pos} \leq y_{pos}$ and $x_{neg} \leq y_{neg}$. Thus, $\begin{pmatrix} x_{neg} \\ x_{pos} \end{pmatrix} \leq_K \begin{pmatrix} y_{neg} \\ y_{pos} \end{pmatrix}$. So, $\neg x \leq_K \neg y$.

$$x \leq_B y \Rightarrow \neg y \leq_B \neg x$$

- Truth table approach:

x	y	$\neg x$	$\neg y$	$x \leq_B y \Rightarrow \neg y \leq_B \neg x$
\perp	\perp	\perp	\perp	Yes
\perp	1	\perp	0	Yes
0	\perp	1	\perp	Yes
0	0	1	1	Yes
0	1	1	0	Yes
0	\top	1	\top	Yes
1	1	0	0	Yes
\top	1	\top	0	Yes
\top	\top	\top	\top	Yes

- Algebraic approach:

Let us consider $x = \begin{pmatrix} x_{pos} \\ x_{neg} \end{pmatrix}$ and $y = \begin{pmatrix} y_{pos} \\ y_{neg} \end{pmatrix}$. $x \leq_B y \Rightarrow x_{pos} \leq y_{pos}$ and $y_{neg} \leq x_{neg}$. Thus, $\begin{pmatrix} y_{neg} \\ y_{pos} \end{pmatrix} \leq_B \begin{pmatrix} x_{neg} \\ x_{pos} \end{pmatrix}$. So, $\neg y \leq_B \neg x$.

$$x \leq_B y \text{ and } z \leq_B t \Rightarrow (x \sqcup z) \leq_B (y \sqcup t)$$

- Truth table approach:

x	y	z	t	$x \sqcup z$	$y \sqcup t$	$(x \sqcup z) \leq_B (y \sqcup t)$
\perp	\perp	\perp	\perp	\perp	\perp	Yes
\perp	\perp	\perp	1	\perp	1	Yes
\perp	\perp	0	\perp	0	\perp	Yes
\perp	\perp	0	0	0	0	Yes
\perp	\perp	0	1	0	1	Yes
\perp	\perp	0	\top	0	\top	Yes
\perp	\perp	1	1	1	1	Yes
\perp	\perp	\top	1	\top	1	Yes
\perp	\perp	\top	\top	\top	\top	Yes
\perp	1	\perp	\perp	\perp	1	Yes
\perp	1	\perp	1	\perp	1	Yes
\perp	1	0	\perp	0	1	Yes
\perp	1	0	0	0	\top	Yes
\perp	1	0	1	0	1	Yes
\perp	1	0	\top	0	\top	Yes
\perp	1	1	1	1	1	Yes
\perp	1	\top	1	\top	1	Yes
\perp	1	\top	\top	\top	\top	Yes
0	\perp	\perp	\perp	0	\perp	Yes
0	\perp	\perp	1	0	1	Yes
0	\perp	0	\perp	0	\perp	Yes
0	\perp	0	0	0	0	Yes
0	\perp	0	1	0	1	Yes
0	\perp	0	\top	0	\top	Yes
0	\perp	1	1	\top	1	Yes
0	\perp	\top	1	\top	1	Yes
0	\perp	\top	\top	\top	\top	Yes
0	0	\perp	\perp	0	0	Yes
0	0	\perp	1	0	\top	Yes
0	0	0	\perp	0	0	Yes
0	0	0	0	0	0	Yes
0	0	0	1	0	\top	Yes
0	0	0	\top	0	\top	Yes
0	0	1	1	\top	\top	Yes
0	0	\top	1	\top	\top	Yes
0	0	\top	\top	\top	\top	Yes

x	y	z	t	$x \sqcup z$	$y \sqcup t$	$(x \sqcup z) \leq_B (y \sqcup t)$
0	1	\perp	\perp	0	1	Yes
0	1	\perp	1	0	1	Yes
0	1	0	\perp	0	1	Yes
0	1	0	0	0	\top	Yes
0	1	0	1	0	1	Yes
0	1	0	\top	0	\top	Yes
0	1	1	1	\top	1	Yes
0	1	\top	1	\top	1	Yes
0	1	\top	\top	\top	\top	Yes
0	\top	\perp	\perp	0	\top	Yes
0	\top	\perp	1	0	\top	Yes
0	\top	0	\perp	0	\top	Yes
0	\top	0	0	0	\top	Yes
0	\top	0	1	0	\top	Yes
0	\top	0	\top	0	\top	Yes
0	\top	1	1	\top	\top	Yes
0	\top	\top	1	\top	\top	Yes
0	\top	\top	\top	\top	\top	Yes
1	1	\perp	\perp	1	1	Yes
1	1	\perp	1	1	1	Yes
1	1	0	\perp	\top	1	Yes
1	1	0	0	\top	\top	Yes
1	1	0	1	\top	1	Yes
1	1	0	\top	\top	\top	Yes
1	1	1	1	1	1	Yes
1	1	\top	1	\top	1	Yes
1	1	\top	\top	\top	\top	Yes
\top	1	\perp	\perp	\top	1	Yes
\top	1	\perp	1	\top	1	Yes
\top	1	0	\perp	\top	1	Yes
\top	1	0	0	\top	\top	Yes
\top	1	0	1	\top	1	Yes
\top	1	0	\top	\top	\top	Yes
\top	1	1	1	\top	1	Yes
\top	1	\top	1	\top	1	Yes
\top	1	\top	\top	\top	\top	Yes
\top	\top	\perp	\perp	\top	\top	Yes
\top	\top	\perp	1	\top	\top	Yes
\top	\top	0	\perp	\top	\top	Yes
\top	\top	0	0	\top	\top	Yes
\top	\top	0	1	\top	\top	Yes
\top	\top	0	\top	\top	\top	Yes
\top	\top	1	1	\top	\top	Yes
\top	\top	\top	1	\top	\top	Yes
\top	\top	\top	\top	\top	\top	Yes

• Algebraic approach:

$\begin{pmatrix} x_{pos} \\ x_{neg} \end{pmatrix} \leq_B \begin{pmatrix} y_{pos} \\ y_{neg} \end{pmatrix} \implies x_{pos} \leq y_{pos} \text{ and } y_{neg} \leq x_{neg}$. Similarly, $\begin{pmatrix} z_{pos} \\ z_{neg} \end{pmatrix} \leq_B \begin{pmatrix} t_{pos} \\ t_{neg} \end{pmatrix} \implies z_{pos} \leq t_{pos} \text{ and } t_{neg} \leq z_{neg}$. Then, we have in \mathbb{B} , $x_{pos} + z_{pos} \leq y_{pos} + t_{pos}$ and

$y_{neg} + t_{neg} \leq x_{neg} + z_{neg}$. Thus, $\begin{pmatrix} x_{pos} + z_{pos} \\ x_{neg} + z_{neg} \end{pmatrix} \leq_B \begin{pmatrix} y_{pos} + t_{pos} \\ y_{neg} + t_{neg} \end{pmatrix}$. So, $(x \sqcup z) \leq_B (y \sqcup t)$.

$$\boxed{x \leq_B y \text{ and } z \leq_B t \Rightarrow (x \sqcap z) \leq_B (y \sqcap t)}$$

• Truth Table approach:

x	y	z	t	$x \sqcap z$	$y \sqcap t$	$(x \sqcap z) \leq_B (y \sqcap t)$
\perp	\perp	\perp	\perp	\perp	\perp	Yes
\perp	\perp	\perp	1	\perp	\perp	Yes
\perp	\perp	0	\perp	\perp	\perp	Yes
\perp	\perp	0	0	\perp	\perp	Yes
\perp	\perp	0	1	\perp	\perp	Yes
\perp	\perp	0	\top	\perp	\perp	Yes
\perp	\perp	1	1	\perp	\perp	Yes
\perp	\perp	\top	1	\perp	\perp	Yes
\perp	\perp	\top	\top	\perp	\perp	Yes
\perp	1	\perp	\perp	\perp	\perp	Yes
\perp	1	\perp	1	\perp	1	Yes
\perp	1	0	\perp	\perp	\perp	Yes
\perp	1	0	0	\perp	\perp	Yes
\perp	1	0	1	\perp	1	Yes
\perp	1	0	\top	\perp	1	Yes
\perp	1	1	1	\perp	1	Yes
\perp	1	\top	1	\perp	1	Yes
\perp	1	\top	\top	\perp	1	Yes
0	\perp	\perp	\perp	\perp	\perp	Yes
0	\perp	\perp	1	\perp	\perp	Yes
0	\perp	0	\perp	0	\perp	Yes
0	\perp	0	0	0	\perp	Yes
0	\perp	0	1	0	\perp	Yes
0	\perp	0	\top	0	\perp	Yes
0	\perp	1	1	\perp	\perp	Yes
0	\perp	\top	1	0	\perp	Yes
0	\perp	\top	\top	0	\perp	Yes
0	0	\perp	\perp	\perp	\perp	Yes
0	0	\perp	1	\perp	\perp	Yes
0	0	0	\perp	0	\perp	Yes
0	0	0	0	0	0	Yes
0	0	0	1	0	\perp	Yes
0	0	0	\top	0	0	Yes
0	0	1	1	\perp	\perp	Yes
0	0	\top	1	0	\perp	Yes
0	0	\top	\top	0	0	Yes

x	y	z	t	$x \sqcap z$	$y \sqcap t$	$(x \sqcap z) \leq_B (y \sqcap t)$
0	1	\perp	\perp	\perp	\perp	Yes
0	1	\perp	1	\perp	1	Yes
0	1	0	\perp	0	\perp	Yes
0	1	0	0	0	\perp	Yes
0	1	0	1	0	1	Yes
0	1	0	\top	0	1	Yes
0	1	1	1	\perp	1	Yes
0	1	\top	1	0	1	Yes
0	1	\top	\top	0	1	Yes
0	\top	\perp	\perp	\perp	\perp	Yes
0	\top	\perp	1	\perp	1	Yes
0	\top	0	\perp	0	\perp	Yes
0	\top	0	0	0	0	Yes
0	\top	0	1	0	1	Yes
0	\top	0	\top	0	\top	Yes
0	\top	1	1	\perp	1	Yes
0	\top	\top	1	0	1	Yes
0	\top	\top	\top	0	\top	Yes
1	1	\perp	\perp	\perp	\perp	Yes
1	1	\perp	1	\perp	1	Yes
1	1	0	\perp	\perp	\perp	Yes
1	1	0	0	\perp	\perp	Yes
1	1	0	1	\perp	1	Yes
1	1	0	\top	\perp	1	Yes
1	1	1	1	1	1	Yes
1	1	\top	1	1	1	Yes
1	1	\top	\top	1	1	Yes
\top	1	\perp	\perp	\perp	\perp	Yes
\top	1	\perp	1	\perp	1	Yes
\top	1	0	\perp	0	\perp	Yes
\top	1	0	0	0	\perp	Yes
\top	1	0	1	0	1	Yes
\top	1	0	\top	0	1	Yes
\top	1	1	1	1	1	Yes
\top	1	\top	1	\top	1	Yes
\top	1	\top	\top	\top	1	Yes
\top	\top	\perp	\perp	\perp	\perp	Yes
\top	\top	\perp	1	\perp	1	Yes
\top	\top	0	\perp	0	\perp	Yes
\top	\top	0	0	0	0	Yes
\top	\top	0	1	0	1	Yes
\top	\top	0	\top	0	\top	Yes
\top	\top	1	1	1	1	Yes
\top	\top	\top	1	\top	1	Yes
\top	\top	\top	\top	\top	\top	Yes

- Algebraic approach:

$$\begin{pmatrix} x_{pos} \\ x_{neg} \end{pmatrix} \leq_B \begin{pmatrix} y_{pos} \\ y_{neg} \end{pmatrix} \implies x_{pos} \leq y_{pos} \text{ and } y_{neg} \leq x_{neg}. \text{ Similarly, } \begin{pmatrix} z_{pos} \\ z_{neg} \end{pmatrix} \leq_B \begin{pmatrix} t_{pos} \\ t_{neg} \end{pmatrix} \implies z_{pos} \leq t_{pos} \text{ and } t_{neg} \leq z_{neg}. \text{ Then, we have in } \mathbb{B}, x_{pos} \cdot z_{pos} \leq y_{pos} \cdot t_{pos} \text{ and } y_{neg} \cdot t_{neg} \leq$$

$x_{neg} \cdot z_{neg}$. Thus, $\begin{pmatrix} x_{pos} \cdot z_{pos} \\ x_{neg} \cdot z_{neg} \end{pmatrix} \leq_B \begin{pmatrix} y_{pos} \cdot t_{pos} \\ y_{neg} \cdot t_{neg} \end{pmatrix}$. So, $(x \sqcap z) \leq_B (y \sqcap t)$.

$$x \leq_K y \text{ and } z \leq_K t \Rightarrow (x \boxplus z) \leq_K (y \boxplus t)$$

- Truth table approach:

x	y	z	t	$x \boxplus z$	$y \boxplus t$	$(x \boxplus z) \leq_K (y \boxplus t)$
⊥	⊥	⊥	⊥	⊥	⊥	Yes
⊥	⊥	⊥	0	⊥	⊥	Yes
⊥	⊥	⊥	1	⊥	1	Yes
⊥	⊥	⊥	⊤	⊥	1	Yes
⊥	⊥	0	0	⊥	⊥	Yes
⊥	⊥	0	⊤	⊥	1	Yes
⊥	⊥	1	1	1	1	Yes
⊥	⊥	1	⊤	1	1	Yes
⊥	⊥	⊤	⊤	1	1	Yes
⊥	0	⊥	⊥	⊥	⊥	Yes
⊥	0	⊥	0	⊥	0	Yes
⊥	0	⊥	1	⊥	1	Yes
⊥	0	⊥	⊤	⊥	⊤	Yes
⊥	0	0	0	⊥	0	Yes
⊥	0	0	⊤	⊥	⊤	Yes
⊥	0	1	1	1	1	Yes
⊥	0	1	⊤	1	⊤	Yes
⊥	0	⊤	⊤	1	⊤	Yes
⊥	1	⊥	⊥	⊥	1	Yes
⊥	1	⊥	0	⊥	1	Yes
⊥	1	⊥	1	⊥	1	Yes
⊥	1	⊥	⊤	⊥	1	Yes
⊥	1	0	0	⊥	1	Yes
⊥	1	0	⊤	⊥	1	Yes
⊥	1	1	1	1	1	Yes
⊥	1	1	⊤	1	1	Yes
⊥	1	⊤	⊤	1	1	Yes
⊥	⊤	⊥	⊥	⊥	1	Yes
⊥	⊤	⊥	0	⊥	⊤	Yes
⊥	⊤	⊥	1	⊥	1	Yes
⊥	⊤	⊥	⊤	⊥	⊤	Yes
⊥	⊤	0	0	⊥	⊤	Yes
⊥	⊤	0	⊤	⊥	⊤	Yes
⊥	⊤	1	1	1	1	Yes
⊥	⊤	1	⊤	1	⊤	Yes
⊥	⊤	⊤	⊤	1	⊤	Yes

x	y	z	t	$x \boxplus z$	$y \boxplus t$	$(x \boxplus z) \leq_K (y \boxplus t)$
0	0	\perp	\perp	\perp	\perp	Yes
0	0	\perp	0	\perp	0	Yes
0	0	\perp	1	\perp	1	Yes
0	0	\perp	\top	\perp	\top	Yes
0	0	0	0	0	0	Yes
0	0	0	\top	0	\top	Yes
0	0	1	1	1	1	Yes
0	0	1	\top	1	\top	Yes
0	0	\top	\top	\top	\top	Yes
0	\top	\perp	\perp	\perp	1	Yes
0	\top	\perp	0	\perp	\top	Yes
0	\top	\perp	1	\perp	1	Yes
0	\top	\perp	\top	\perp	\top	Yes
0	\top	0	0	0	\top	Yes
0	\top	0	\top	0	\top	Yes
0	\top	1	1	1	1	Yes
0	\top	1	\top	1	\top	Yes
0	\top	\top	\top	\top	\top	Yes
1	1	\perp	\perp	1	1	Yes
1	1	\perp	0	1	1	Yes
1	1	\perp	1	1	1	Yes
1	1	\perp	\top	1	1	Yes
1	1	0	0	1	1	Yes
1	1	0	\top	1	1	Yes
1	1	1	1	1	1	Yes
1	1	1	\top	1	1	Yes
1	1	\top	\top	1	1	Yes
1	\top	\perp	\perp	1	1	Yes
1	\top	\perp	0	1	\top	Yes
1	\top	\perp	1	1	1	Yes
1	\top	\perp	\top	1	\top	Yes
1	\top	0	0	1	\top	Yes
1	\top	0	\top	1	\top	Yes
1	\top	1	1	1	1	Yes
1	\top	1	\top	1	\top	Yes
1	\top	\top	\top	1	\top	Yes
\top	\top	\perp	\perp	1	1	Yes
\top	\top	\perp	0	1	\top	Yes
\top	\top	\perp	1	1	1	Yes
\top	\top	\perp	\top	1	\top	Yes
\top	\top	0	0	\top	\top	Yes
\top	\top	0	\top	\top	\top	Yes
\top	\top	1	1	1	1	Yes
\top	\top	1	\top	1	\top	Yes
\top	\top	\top	\top	\top	\top	Yes

- Algebraic approach:

$$\begin{pmatrix} x_{pos} \\ x_{neg} \end{pmatrix} \leq_K \begin{pmatrix} y_{pos} \\ y_{neg} \end{pmatrix} \implies x_{pos} \leq y_{pos} \text{ and } x_{neg} \leq y_{neg}. \text{ Similarly, } \begin{pmatrix} z_{pos} \\ z_{neg} \end{pmatrix} \leq_K$$

$\begin{pmatrix} t_{pos} \\ t_{neg} \end{pmatrix} \implies z_{pos} \leq t_{pos} \text{ and } z_{neg} \leq t_{neg}$. Then, we have in \mathbb{B} , $x_{pos} + z_{pos} \leq y_{pos} + t_{pos}$
 and $x_{neg} \cdot z_{neg} \leq y_{neg} \cdot t_{neg}$. Thus, $\begin{pmatrix} x_{pos} + z_{pos} \\ x_{neg} \cdot z_{neg} \end{pmatrix} \leq_K \begin{pmatrix} y_{pos} + t_{pos} \\ y_{neg} \cdot t_{neg} \end{pmatrix}$. So, $x \boxplus z \leq_K y \boxplus t$.

$$\boxed{x \leq_K y \text{ and } z \leq_K t \implies (x \boxplus z) \leq_K (y \boxplus t)}$$

• Truth table approach:

x	y	z	t	$x \boxplus z$	$y \boxplus t$	$(x \boxplus z) \leq_K (y \boxplus t)$
\perp	\perp	\perp	\perp	\perp	\perp	Yes
\perp	\perp	\perp	0	\perp	0	Yes
\perp	\perp	\perp	1	\perp	\perp	Yes
\perp	\perp	\perp	\top	\perp	0	Yes
\perp	\perp	0	0	0	0	Yes
\perp	\perp	0	\top	0	0	Yes
\perp	\perp	1	1	\perp	\perp	Yes
\perp	\perp	1	\top	\perp	0	Yes
\perp	\perp	\top	\top	0	0	Yes
\perp	0	\perp	\perp	\perp	0	Yes
\perp	0	\perp	0	\perp	0	Yes
\perp	0	\perp	1	\perp	0	Yes
\perp	0	\perp	\top	\perp	0	Yes
\perp	0	0	0	0	0	Yes
\perp	0	0	\top	0	0	Yes
\perp	0	1	1	\perp	0	Yes
\perp	0	1	\top	\perp	0	Yes
\perp	0	\top	\top	0	0	Yes
\perp	1	\perp	\perp	\perp	\perp	Yes
\perp	1	\perp	0	\perp	0	Yes
\perp	1	\perp	1	\perp	1	Yes
\perp	1	\perp	\top	\perp	\top	Yes
\perp	1	0	0	0	0	Yes
\perp	1	0	\top	0	\top	Yes
\perp	1	1	1	\perp	1	Yes
\perp	1	1	\top	\perp	\top	Yes
\perp	1	\top	\top	0	\top	Yes
\perp	\top	\perp	\perp	\perp	0	Yes
\perp	\top	\perp	0	\perp	0	Yes
\perp	\top	\perp	1	\perp	\top	Yes
\perp	\top	\perp	\top	\perp	\top	Yes
\perp	\top	0	0	0	0	Yes
\perp	\top	0	\top	0	\top	Yes
\perp	\top	1	1	\perp	\top	Yes
\perp	\top	1	\top	\perp	\top	Yes
\perp	\top	\top	\top	0	\top	Yes

x	y	z	t	$x \sqcap z$	$y \sqcap t$	$(x \sqcap z) \leq_K (y \sqcap t)$
0	0	\perp	\perp	0	0	Yes
0	0	\perp	0	0	0	Yes
0	0	\perp	1	0	0	Yes
0	0	\perp	\top	0	0	Yes
0	0	0	0	0	0	Yes
0	0	0	\top	0	0	Yes
0	0	1	1	0	0	Yes
0	0	1	\top	0	0	Yes
0	0	\top	\top	0	0	Yes
0	\top	\perp	\perp	0	0	Yes
0	\top	\perp	0	0	0	Yes
0	\top	\perp	1	0	\top	Yes
0	\top	\perp	\top	0	\top	Yes
0	\top	0	0	0	0	Yes
0	\top	0	\top	0	\top	Yes
0	\top	1	1	0	\top	Yes
0	\top	1	\top	0	\top	Yes
0	\top	\top	\top	0	\top	Yes
1	1	\perp	\perp	\perp	\perp	Yes
1	1	\perp	0	\perp	0	Yes
1	1	\perp	1	\perp	1	Yes
1	1	\perp	\top	\perp	\top	Yes
1	1	0	0	0	0	Yes
1	1	0	\top	0	\top	Yes
1	1	1	1	1	1	Yes
1	1	1	\top	1	\top	Yes
1	1	\top	\top	\top	\top	Yes
1	\top	\perp	\perp	\perp	0	Yes
1	\top	\perp	0	\perp	0	Yes
1	\top	\perp	1	\perp	\top	Yes
1	\top	\perp	\top	\perp	\top	Yes
1	\top	0	0	0	0	Yes
1	\top	0	\top	0	\top	Yes
1	\top	1	1	1	\top	Yes
1	\top	1	\top	1	\top	Yes
1	\top	\top	\top	\top	\top	Yes
\top	\top	\perp	\perp	0	0	Yes
\top	\top	\perp	0	0	0	Yes
\top	\top	\perp	1	0	\top	Yes
\top	\top	\perp	\top	0	\top	Yes
\top	\top	0	0	0	0	Yes
\top	\top	0	\top	0	\top	Yes
\top	\top	1	1	\top	\top	Yes
\top	\top	1	\top	\top	\top	Yes
\top	\top	\top	\top	\top	\top	Yes

- Algebraic approach:

$$\begin{pmatrix} x_{pos} \\ x_{neg} \end{pmatrix} \leq_K \begin{pmatrix} y_{pos} \\ y_{neg} \end{pmatrix} \implies x_{pos} \leq y_{pos} \text{ and } x_{neg} \leq y_{neg}. \text{ Similarly, } \begin{pmatrix} z_{pos} \\ z_{neg} \end{pmatrix} \leq_K$$

$\begin{pmatrix} t_{pos} \\ t_{neg} \end{pmatrix} \implies z_{pos} \leq t_{pos} \text{ and } z_{neg} \leq t_{neg}$. Then, we have in \mathbb{B} , $x_{pos} \cdot z_{pos} \leq y_{pos} \cdot t_{pos}$
and $x_{neg} + z_{neg} \leq y_{neg} + t_{neg}$. Thus, $\begin{pmatrix} x_{pos} \cdot z_{pos} \\ x_{neg} + z_{neg} \end{pmatrix} \leq_K \begin{pmatrix} y_{pos} \cdot t_{pos} \\ y_{neg} + t_{neg} \end{pmatrix}$.
So, $x \square z \leq_K y \square t$.

B Lukasiewicz imply and not operator proofs

$\alpha.x^2.y^2 + \beta.x^2.y + \delta.x^2 + \varepsilon.x.y^2 + \phi.x.y + \gamma.x + \lambda.y^2 + \mu.y + \nu(mod.3) \forall x \in \{0, 1, 2\}, \forall y \in \{0, 1, 2\}$.

All the next equations are modulo 3. To keep a light writing, this property will be understanding and we write $x = -1 = 2 = 5$ for $x = -1(mod.3) = 2(mod.3) = 5(mod.3) = 3k - 1 \forall k \in \mathbb{N}$

About the imply operator \rightarrow , each (x, y) of the truth table fixes a specific valuation of this equation:

$$\left\{ \begin{array}{l} 0 \rightarrow 0 = 1 \Rightarrow \nu = 1 \\ 0 \rightarrow 1 = 1 \Rightarrow \lambda + \mu + \nu = 1 \\ 0 \rightarrow 2 = 1 \Rightarrow 4.\lambda + 2.\mu + \nu = 1 \\ 1 \rightarrow 0 = 0 \Rightarrow \delta + \gamma + \nu = 0 \\ 1 \rightarrow 1 = 1 \Rightarrow \alpha + \beta + \delta + \varepsilon + \phi + \gamma + \lambda + \mu + \nu = 1 \\ 1 \rightarrow 2 = 2 \Rightarrow 4.\alpha + 2.\beta + \delta + 4.\varepsilon + 2.\phi + \gamma + 4.\lambda + 2.\mu + \nu = 2 \\ 2 \rightarrow 0 = 2 \Rightarrow 4.\delta + 2.\gamma + \nu = 2 \\ 2 \rightarrow 1 = 1 \Rightarrow 4.\alpha + 4.\beta + 4.\delta + 2.\varepsilon + 2.\phi + 2.\gamma + \lambda + \mu + \nu = 1 \\ 2 \rightarrow 2 = 1 \Rightarrow 16.\alpha + 8.\beta + 4.\delta + 8.\varepsilon + 4.\phi + 2.\gamma + 4.\lambda + 2.\mu + \nu = 1 \end{array} \right.$$

$$\Rightarrow \left\{ \begin{array}{l} \nu = 1 \\ \lambda + \mu = 0 \\ 4.\lambda + 2.\mu = 0 \\ \delta + \gamma + 1 = 0 \\ \alpha + \beta + \delta + \varepsilon + \phi + \gamma + \lambda + \mu = 0 \\ 4.\alpha + 2.\beta + \delta + 4.\varepsilon + 2.\phi + \gamma + 4.\lambda + 2.\mu = 1 \\ 4.\delta + 2.\gamma = 1 \\ 4.\alpha + 4.\beta + 4.\delta + 2.\varepsilon + 2.\phi + 2.\gamma + \lambda + \mu = 0 \\ 16.\alpha + 8.\beta + 4.\delta + 8.\varepsilon + 4.\phi + 2.\gamma + 4.\lambda + 2.\mu = 0 \end{array} \right.$$

$$\Rightarrow \left\{ \begin{array}{l} \nu = 1 \\ 4.\lambda + 4.\mu = 0 \\ 4.\lambda + 2.\mu = 0 \\ 4.\delta + 4.\gamma + 4 = 0 \\ 4.\delta + 2.\gamma = 1 \\ 4.\alpha + 4.\beta + 4.\delta + 4.\varepsilon + 4.\phi + 4.\gamma + 4.\lambda + 4.\mu = 0 \\ 4.\alpha + 2.\beta + \delta + 4.\varepsilon + 2.\phi + \gamma + 4.\lambda + 2.\mu = 1 \\ 16.\alpha + 16.\beta + 16.\delta + 8.\varepsilon + 8.\phi + 8.\gamma + 4.\lambda + 4.\mu = 0 \\ 16.\alpha + 8.\beta + 4.\delta + 8.\varepsilon + 4.\phi + 2.\gamma + 4.\lambda + 2.\mu = 0 \end{array} \right.$$

$$\Rightarrow \left\{ \begin{array}{l} \nu = 1 \\ 2.\mu = 0 \\ \lambda + \mu = 0 \\ 2.\gamma + 4 = -1 (= 8) \\ \delta + \gamma + 1 = 0 \\ 2.\beta + 3.\delta + 2.\phi + 3.\gamma + 2.\mu = -1 \\ 4.\alpha + 2.\beta + \delta + 4.\varepsilon + 2.\phi + \gamma + 4.\lambda + 2.\mu = 1 \\ 8.\beta + 12.\delta + 4.\phi + 6.\gamma + 2.\mu = 0 \\ 16.\alpha + 8.\beta + 4.\delta + 8.\varepsilon + 4.\phi + 2.\gamma + 4.\lambda + 2.\mu = 0 \end{array} \right.$$

$$\Rightarrow \left\{ \begin{array}{l} v \\ \mu \\ \lambda \\ \gamma \\ \delta + 3 \\ 2.\beta + 3.\delta + 2.\phi + 7 \\ 8.\beta + 12.\delta + 4.\phi + 12 \\ 16.\alpha + 8.\beta + 4.\delta + 16.\varepsilon + 8.\phi + 4 \\ 16.\alpha + 8.\beta + 4.\delta + 8.\varepsilon + 4.\phi + 4 \end{array} \right. = \left\{ \begin{array}{l} 1 \\ 0 \\ 0 \\ 2 \\ 0 (=3) \\ 0 \\ 0 \\ 0 \\ 0 \end{array} \right. \Rightarrow \left\{ \begin{array}{l} v \\ \mu \\ \lambda \\ \gamma \\ \delta \\ 2.\beta + 2.\phi + 7 \\ 8.\beta + 4.\phi + 12 \\ 8.\varepsilon + 4.\phi \\ 16.\alpha + 8.\beta + 8.\varepsilon + 4.\phi + 4 \end{array} \right. = \left\{ \begin{array}{l} 1 \\ 0 \\ 0 \\ 2 \\ 0 \\ 0 \\ 0 \\ 0 \\ 0 \end{array} \right.$$

$$\Rightarrow \left\{ \begin{array}{l} v \\ \mu \\ \lambda \\ \gamma \\ \delta \\ 8.\beta + 8.\phi + 28 \\ 8.\beta + 4.\phi + 12 \\ 8.\varepsilon + 4.\phi \\ 16.\alpha + 8.\beta + 8.\varepsilon + 4.\phi + 4 \end{array} \right. = \left\{ \begin{array}{l} 1 \\ 0 \\ 0 \\ 2 \\ 0 \\ 0 \\ 0 \\ 0 \end{array} \right. \Rightarrow \left\{ \begin{array}{l} v \\ \mu \\ \lambda \\ \gamma \\ \delta \\ 4.\phi + 16 \\ 8.\beta + 4.\phi + 12 \\ 8.\varepsilon + 4.\phi \\ 16.\alpha + 8.\beta + 8.\varepsilon + 4.\phi + 4 \end{array} \right. = \left\{ \begin{array}{l} 1 \\ 0 \\ 0 \\ 2 \\ 0 \\ 0 (=24) \\ 0 \\ 0 \end{array} \right.$$

$$\Rightarrow \left\{ \begin{array}{l} v \\ \mu \\ \lambda \\ \gamma \\ \delta \\ 4.\phi \\ 8.\beta + 20 \\ 8.\varepsilon + 8 \\ 16.\alpha + 8.\beta + 8.\varepsilon + 12 \end{array} \right. = \left\{ \begin{array}{l} 1 \\ 0 \\ 0 \\ 2 \\ 0 \\ 8 \\ 0 \\ 0 \\ 0 \end{array} \right. \Rightarrow \left\{ \begin{array}{l} v \\ \mu \\ \lambda \\ \gamma \\ \delta \\ \phi \\ 8.\beta + 20 \\ 8.\varepsilon + 8 \\ 16.\alpha + 8.\beta + 8.\varepsilon + 12 \end{array} \right. = \left\{ \begin{array}{l} 1 \\ 0 \\ 0 \\ 2 \\ 0 \\ 2 \\ 0 (=36) \\ 0 (=24) \\ 0 \end{array} \right.$$

$$\Rightarrow \left\{ \begin{array}{l} v \\ \mu \\ \lambda \\ \gamma \\ \delta \\ \phi \\ 8.\beta \\ 8.\varepsilon \\ 16.\alpha + 44 \end{array} \right. = \left\{ \begin{array}{l} 1 \\ 0 \\ 0 \\ 2 \\ 0 \\ 2 \\ 16 \\ 16 \\ 0 (=60) \end{array} \right. \Rightarrow \left\{ \begin{array}{l} v \\ \mu \\ \lambda \\ \gamma \\ \delta \\ \phi \\ \beta \\ \varepsilon \\ 16.\alpha \end{array} \right. = \left\{ \begin{array}{l} 1 \\ 0 \\ 0 \\ 2 \\ 0 \\ 2 \\ 2 \\ 2 \\ 16 \end{array} \right. \Rightarrow \left\{ \begin{array}{l} v \\ \mu \\ \lambda \\ \gamma \\ \delta \\ \phi \\ \beta \\ \varepsilon \\ \alpha \end{array} \right. = \left\{ \begin{array}{l} 1 \\ 0 \\ 0 \\ 2 \\ 0 \\ 2 \\ 2 \\ 2 \\ 1 \end{array} \right.$$

The final equation takes the form:

$$x \rightarrow y = x^2.y^2 + 2.x^2.y + 2.x.y^2 + 2.x.y + 2.x + 1 \pmod{3} \quad \forall x \in \{0, 1, 2\}, \forall y \in \{0, 1, 2\}$$

About the neg operator \neg , each x value of the truth table fixes a specific evaluation of this equation. y has no effect (unary operator), so:

$$\left\{ \begin{array}{l} -0=1 \Rightarrow v = 1 \\ -1=0 \Rightarrow \delta + \gamma + v = 0 \\ -2=2 \Rightarrow 4.\delta + 2.\gamma + v = 2 \\ \alpha = 0 \\ \beta = 0 \\ \varepsilon = 0 \\ \phi = 0 \\ \lambda = 0 \\ \mu = 0 \end{array} \right. \Rightarrow \left\{ \begin{array}{l} v = 1 \\ \delta + \gamma + 1 = 0 \\ 4.\delta + 2.\gamma + 1 = 2 \\ \alpha = 0 \\ \beta = 0 \\ \varepsilon = 0 \\ \phi = 0 \\ \lambda = 0 \\ \mu = 0 \end{array} \right. \Rightarrow \left\{ \begin{array}{l} v = 1 \\ 4.\delta + 4.\gamma + 4 = 0 \\ 4.\delta + 2.\gamma + 1 = 2 \\ \alpha = 0 \\ \beta = 0 \\ \varepsilon = 0 \\ \phi = 0 \\ \lambda = 0 \\ \mu = 0 \end{array} \right.$$

$$\Rightarrow \left\{ \begin{array}{l} v = 1 \\ 2.\gamma + 3 = -2 (=7) \\ 4.\delta + 2.\gamma + 1 = 2 \end{array} \right. \Rightarrow \left\{ \begin{array}{l} v = 1 \\ \gamma = 2 \\ 4.\delta = 0 \\ \alpha = 0 \\ \beta = 0 \\ \varepsilon = 0 \\ \phi = 0 \\ \lambda = 0 \\ \mu = 0 \end{array} \right. \Rightarrow \left\{ \begin{array}{l} v = 1 \\ \gamma = 2 \\ \delta = 0 \\ \alpha = 0 \\ \beta = 0 \\ \varepsilon = 0 \\ \phi = 0 \\ \lambda = 0 \\ \mu = 0 \end{array} \right.$$

The final equation takes the form:

$$\boxed{\neg x = 2.x + 1 \pmod{3} \quad \forall x \in \{0, 1, 2\}}$$



**RESEARCH CENTRE
SOPHIA ANTIPOLIS – MÉDITERRANÉE**

2004 route des Lucioles - BP 93
06902 Sophia Antipolis Cedex

Publisher
Inria
Domaine de Voluceau - Rocquencourt
BP 105 - 78153 Le Chesnay Cedex
inria.fr

ISSN 0249-6399