



Sensitivity analysis for multidimensional and functional outputs

Fabrice Gamboa, Alexandre Janon, Thierry Klein, Agnès Lagnoux

► **To cite this version:**

Fabrice Gamboa, Alexandre Janon, Thierry Klein, Agnès Lagnoux. Sensitivity analysis for multidimensional and functional outputs. 2013. <hal-00881112>

HAL Id: hal-00881112

<https://hal.inria.fr/hal-00881112>

Submitted on 7 Nov 2013

HAL is a multi-disciplinary open access archive for the deposit and dissemination of scientific research documents, whether they are published or not. The documents may come from teaching and research institutions in France or abroad, or from public or private research centers.

L'archive ouverte pluridisciplinaire **HAL**, est destinée au dépôt et à la diffusion de documents scientifiques de niveau recherche, publiés ou non, émanant des établissements d'enseignement et de recherche français ou étrangers, des laboratoires publics ou privés.

Sensitivity analysis for multidimensional and functional outputs

Fabrice Gamboa,² Alexandre Janon,¹ Thierry Klein,² Agnès Lagnoux²

November 7, 2013

Abstract

Let $X := (X_1, \dots, X_p)$ be random objects (the inputs), defined on some probability space $(\Omega, \mathcal{F}, \mathbb{P})$ and valued in some measurable space $E = E_1 \times \dots \times E_p$. Further, let $Y := Y = f(X_1, \dots, X_p)$ be the output. Here, f is a measurable function from E to some Hilbert space \mathbb{H} (\mathbb{H} could be either of finite or infinite dimension). In this work, we give a natural generalization of the Sobol indices (that are classically defined when $Y \in \mathbb{R}$), when the output belongs to \mathbb{H} . These indices have very nice properties. First, they are invariant under isometry and scaling. Further they can be, as in dimension 1, easily estimated by using the so-called Pick and Freeze method. We investigate the asymptotic behaviour of such estimation scheme.

Keywords: Semi-parametric efficient estimation, sensitivity analysis, quadratic functionals, Sobol indices, vector output, temporal output, concentration inequalities.

Mathematics Subject Classification. 62G05, 62G20

Contents

1 Introduction	2
2 Motivation	3
3 Generalized Sobol indices	5
3.1 Definition of the new indices	5
3.2 The important identity case	6
3.3 Identity is the only good choice	6
4 About uniqueness	8
4.1 Another index	8
4.2 Comparison between $S^u(f)$ and T^u	10

¹Laboratoire de Mathématiques d'Orsay, Bâtiment 425, Université Paris-Sud, 91405 Orsay, France

²Laboratoire de Statistique et Probabilités, Institut de Mathématiques Université Paul Sabatier (Toulouse 3) 31062 Toulouse Cedex 9, France

5	Estimation of $S^u(f)$	11
5.1	The Pick and Freeze estimator	11
5.2	Asymptotic properties	12
5.3	Concentration inequality	14
5.4	Numerical illustrations	17
5.4.1	Toy example	17
5.4.2	Mass-spring model	18
6	Case of functional outputs	19
6.1	Definition	21
6.2	Estimation of $S^{u,\infty}(f)$	21

1 Introduction

Many mathematical models encountered in applied sciences involve a large number of poorly-known parameters as inputs. It is important for the practitioner to assess the impact of this uncertainty on the model output. An aspect of this assessment is sensitivity analysis, which aims to identify the most sensitive parameters. In other words, parameters that have the largest influence on the output. In global stochastic sensitivity analysis, the input variables are assumed to be independent random variables. Their probability distributions account for the practitioner's belief about the input uncertainty. This turns the model output into a random variable. Using the so-called Hoeffding decomposition [14], the total variance of a scalar output can be split down into different partial variances. Each of these partial variances measures the uncertainty on the output induced by the corresponding input variable. By considering the ratio of each partial variance to the total variance, we obtain a measure of importance for each input variable called the *Sobol index* or *sensitivity index* of the variable [13]; the most sensitive parameters can then be identified and ranked as the parameters with the largest Sobol indices. A clever way to estimate the Sobol indices is to use the so-called Pick and Freeze sampling scheme (see [13] and more recently [6]). This sampling scheme transforms the complex initial statistical problem of estimation into a simple linear regression problem. Widely used by practitioners in many applied fields (see for example [12] and the complete bibliography given therein), the mathematical analysis of the Pick and Freeze scheme has been recently performed in [6] and [5] (see also [15] where some mathematical draft ideas are given). In the last decade, many authors have proposed some generalizations of Sobol indices for scalar outputs (see for example [1], [11], [10] and [3]). The aim of the present paper is twofold. First, we wish to build some extensions of Sobol indices in the case of vectorial or functional output. Secondly, we aim to construct some Pick and Freeze estimators of such extensions and to study their asymptotic and non-asymptotic properties. Generalization of the Sobol index for multivariate or functional outputs has been considered in an empirical way in [2] and [7]. In this paper, we consider and study a new generalization of Sobol indices for vector or functional outputs. This generalization was implicitly considered in the pioneering work of Lamboni et al ([7]). The starting point of the construction of these new indices relies on the multidimensional Hoeffding decomposition of the vectorial output.

Further, due to non-commutativity, many choices for an extension of Sobol indices are possible. To restrict the choice we both require that the indices satisfy natural invariance properties and remain easy to estimate when using a Pick and Freeze sampling scheme.

The paper is organized as follows. To begin with, we start in the next section by developing and discussing two examples. These examples illustrate the difficulty of extending directly scalar Sobol indices to a multidimensional context. The generalized Sobol indices and their main properties are given in Section 3. In a nutshell, these new Sobol indices are the same as the classical ones of the unidimensional context, up to the trace operation taken on both terms of the ratio. We show that these quantities are well-tailored for sensitivity analysis, as they are invariant under isometry and scaling of the output. In Section 4, we introduce another general family of Sobol matricial indices. They are also compatible with the Hoeffding decomposition and they also satisfy the natural invariance properties. Each element of this family depends on a probability measure on the group of signed permutation matrices. The main drawback of these quantities is that they are not so easy to estimate unlike the indices introduced in Section 3. In Section 5 we revisit the Pick and Freeze sampling scheme and study the asymptotic and non-asymptotic properties of the Pick and Freeze estimators of the new indices. These properties are numerically illustrated on two relevant examples in Section 5.4. To finish, the extension of our results, we present in Section 6 the case of functional outputs.

2 Motivation

We begin by considering two examples that enlighten the need for a proper definition of sensitivity indices for multivariate outputs.

Example 2.1. *Let us consider the following nonlinear model*

$$Y = f^{a,b}(X_1, X_2) := \begin{pmatrix} f_1^{a,b}(X_1, X_2) \\ f_2^{a,b}(X_1, X_2) \end{pmatrix} = \begin{pmatrix} X_1 + X_1X_2 + X_2 \\ aX_1 + bX_1X_2 + X_2 \end{pmatrix}$$

where X_1 and X_2 are assumed to be *i.i.d.* standard Gaussian random variables (r.v.s).

First, we compute the one-dimensional Sobol indices $S^j(f_i^{a,b})$ of $f_i^{a,b}$ with respect to X_j ($i, j = 1, 2$). We get

$$\begin{aligned} (S^1(f_1^{a,b}), S^1(f_2^{a,b})) &= (1/3, a^2/(1 + a^2 + b^2)) \\ (S^2(f_1^{a,b}), S^2(f_2^{a,b})) &= (1/3, 1/(1 + a^2 + b^2)). \end{aligned}$$

So that, the ratios

$$\frac{S^1(f_i^{a,b})}{S^2(f_i^{a,b})}, \quad i = 1, 2$$

do not depend on b . Moreover, for $|a| > 1$, as this ratio is greater than 1, X_1 seems to have more influence on the output.

Now let us perform a sensitivity analysis on $\|Y\|^2$. Straightforward calculus lead to

$$S^1(\|Y\|^2) \geq S^2(\|Y\|^2) \iff (a-1)(a^3 + a^2 + 5a + 5 - 4b) \geq 0.$$

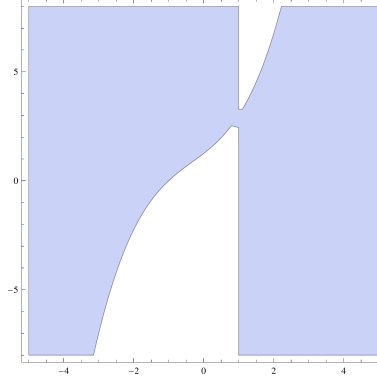


Figure 1: Plot of $(a-1)(a^3 + a^2 + 5a + 5 - 4b) \geq 0$. The blue corresponds to regions where $S^1(\|Y\|^2) \geq S^2(\|Y\|^2)$.

For the quantity $\|Y\|^2$, the region where X_1 is the most influent variable depends on the value of b . This region is not very intuitive. We plot in Figure 1 the region where X_1 is the most influent variable.

Example 2.2. Here, we study the following two-dimensional model

$$Y = f(X_1, X_2) = \begin{pmatrix} X_1 \cos X_2 \\ X_1 \sin X_2 \end{pmatrix}$$

with $(X_1, X_2) \sim \text{Unif}([0; 10]) \otimes \text{Unif}([0; \pi/2])$.

We obviously get

$$\begin{aligned} S^1(f_1^{a,b}) &= S^1(f_2^{a,b}) = \frac{10}{5\pi^2 - 30} \approx 0.52 \\ S^2(f_1^{a,b}) &= S^2(f_2^{a,b}) = \frac{3(\pi^2 - 8)}{4(\pi^2 - 6)} \approx 0.36. \end{aligned}$$

So that X_1 seems to have more influence on the output than X_2 .

If we consider $\|Y\|^2$, we straightforwardly get $\|Y\|^2 = X_1^2$ that does not depend on X_2 .

A last motivation to introduce new Sobol indices is related to the statistical problem of their estimation. As the dimension increases the statistical estimation of the whole vector of scalar Sobol indices becomes more and more expensive. Moreover, the interpretation of such a large vector is not easy. This strengthens

the fact that one needs to introduce Sobol indices of small dimension, which condense all the information contained in a large collection of scalars. In the next section we define new Sobol indices generalizing the scalar ones and resuming all the information.

3 Generalized Sobol indices

3.1 Definition of the new indices

We denote by $X := (X_1, \dots, X_p)$ the random input, defined on some probability space $(\Omega, \mathcal{F}, \mathbb{P})$ and valued in some measurable space $E = E_1 \times \dots \times E_p$. We denote also by Y the output

$$Y = f(X_1, \dots, X_p),$$

where $f : E \rightarrow \mathbb{R}^k$ is an unknown measurable function (p and k are positive integers). We assume that X_1, \dots, X_p are independent and that Y is square integrable (i.e. $\mathbb{E}(\|Y\|^2) < \infty$). We also assume, without loss of generality, that the covariance matrix of Y is positive definite.

Let \mathbf{u} be a subset of $\{1, \dots, p\}$ and denote by $\sim \mathbf{u}$ its complementary in $\{1, \dots, p\}$. Further, we set $X_{\mathbf{u}} = (X_i, i \in \mathbf{u})$ and $E_{\mathbf{u}} = \prod_{i \in \mathbf{u}} E_i$.

As the inputs X_1, \dots, X_p are independent, f may be decomposed through the so-called Hoeffding decomposition [14]

$$f(X) = c + f_{\mathbf{u}}(X_{\mathbf{u}}) + f_{\sim \mathbf{u}}(X_{\sim \mathbf{u}}) + f_{\mathbf{u}, \sim \mathbf{u}}(X_{\mathbf{u}}, X_{\sim \mathbf{u}}), \quad (1)$$

where $c \in \mathbb{R}^k$, $f_{\mathbf{u}} : E_{\mathbf{u}} \rightarrow \mathbb{R}^k$, $f_{\sim \mathbf{u}} : E_{\sim \mathbf{u}} \rightarrow \mathbb{R}^k$ and $f_{\mathbf{u}, \sim \mathbf{u}} : E \rightarrow \mathbb{R}^k$ are given by

$$c = \mathbb{E}(Y), \quad f_{\mathbf{u}} = \mathbb{E}(Y|X_{\mathbf{u}}) - c, \quad f_{\sim \mathbf{u}} = \mathbb{E}(Y|X_{\sim \mathbf{u}}) - c, \quad f_{\mathbf{u}, \sim \mathbf{u}} = Y - f_{\mathbf{u}} - f_{\sim \mathbf{u}} - c.$$

Thanks to L^2 -orthogonality, computing the covariance matrix of both sides of (1) leads to

$$\Sigma = C_{\mathbf{u}} + C_{\sim \mathbf{u}} + C_{\mathbf{u}, \sim \mathbf{u}}. \quad (2)$$

Here Σ , $C_{\mathbf{u}}$, $C_{\sim \mathbf{u}}$ and $C_{\mathbf{u}, \sim \mathbf{u}}$ are denoting respectively the covariance matrices of Y , $f_{\mathbf{u}}(X_{\mathbf{u}})$, $f_{\sim \mathbf{u}}(X_{\sim \mathbf{u}})$ and $f_{\mathbf{u}, \sim \mathbf{u}}(X_{\mathbf{u}}, X_{\sim \mathbf{u}})$.

Remark 3.1. Notice that for scalar outputs (i.e. when $k = 1$), the covariance matrices are scalar (variances). So that (2) may be interpreted as the decomposition of the total variance of Y . The summands traduce the fluctuation induced by the input factors $X_{\mathbf{u}}$ and $X_{\sim \mathbf{u}}$, and the interactions between them. The (univariate) Sobol index $S^{\mathbf{u}}(f) = \text{Var}(\mathbb{E}(Y|X_{\mathbf{u}}))/\text{Var}(Y)$ is then interpreted as the sensibility of Y with respect to $X_{\mathbf{u}}$. Due to non-commutativity of the matrix product, a direct generalization of this index is not straightforward.

In the general case ($k \geq 2$), for any square matrix M of size k , the equation (2) can be scalarized in the following way

$$\text{Tr}(M\Sigma) = \text{Tr}(MC_{\mathbf{u}}) + \text{Tr}(MC_{\sim \mathbf{u}}) + \text{Tr}(MC_{\mathbf{u}, \sim \mathbf{u}}).$$

This suggests to define as soon as $\text{Tr}(M\Sigma) \neq 0$ the M -sensitivity measure of Y with respect to $X_{\mathbf{u}}$ as

$$S^{\mathbf{u}}(M; f) = \frac{\text{Tr}(MC_{\mathbf{u}})}{\text{Tr}(M\Sigma)}.$$

Of course we can analogously define

$$S^{\sim\mathbf{u}}(M; f) = \frac{\text{Tr}(MC_{\sim\mathbf{u}})}{\text{Tr}(M\Sigma)}, \quad S^{\mathbf{u}, \sim\mathbf{u}}(M; f) = \frac{\text{Tr}(MC_{\mathbf{u}, \sim\mathbf{u}})}{\text{Tr}(M\Sigma)}.$$

The following lemma is obvious.

Lemma 3.1.

1. *The generalized sensitivity measures sum up to 1*

$$S^{\mathbf{u}}(M; f) + S^{\sim\mathbf{u}}(M; f) + S^{\mathbf{u}, \sim\mathbf{u}}(M; f) = 1. \quad (3)$$

2. $0 \leq S^{\mathbf{u}}(M; f) \leq 1$.
3. *Left-composing f by a linear operator O of \mathbb{R}^k changes the sensitivity measure accordingly to*

$$S^{\mathbf{u}}(M; Of) = \frac{\text{Tr}(MOC_{\mathbf{u}}O^t)}{\text{Tr}(MO\Sigma O^t)} = \frac{\text{Tr}(O^tMOC_{\mathbf{u}})}{\text{Tr}(O^tMO\Sigma)} = S^{\mathbf{u}}(O^tMO; f). \quad (4)$$

4. *For $k = 1$ and for any $M \neq 0$, we have $S^{\mathbf{u}}(M; f) = S^{\mathbf{u}}(f)$.*

3.2 The important identity case

We now consider the special case $M = \text{Id}_k$ (the identity matrix of dimension k). Notice that in this case the sensitivity indices are the same as the ones considered through principal component analysis in [7]. We set $S^{\mathbf{u}}(f) = S^{\mathbf{u}}(\text{Id}_k; f)$. The index $S^{\mathbf{u}}(f)$ has the following obvious properties

Proposition 3.1. 1. *$S^{\mathbf{u}}(f)$ is invariant by left-composition of f by any isometry of \mathbb{R}^k i.e.*

$$\text{for any square matrix } O \text{ of size } k \text{ s.t. } O^tO = \text{Id}_k, \quad S^{\mathbf{u}}(Of) = S^{\mathbf{u}}(f);$$

2. *$S^{\mathbf{u}}(f)$ is invariant by left-composition of f by any nonzero scaling of i.e.*

$$\text{for any } \lambda \in \mathbb{R}, \quad S^{\mathbf{u}}(\lambda f) = S^{\mathbf{u}}(f);$$

Remark 3.2. *The properties in this proposition are natural requirements for a sensitivity measure. In the next section, we will show that these requirements can be fulfilled by $S^{\mathbf{u}}(M; f)$ only when $M = \lambda \text{Id}_k$ ($\lambda \in \mathbb{R}^*$). Hence, the canonical choice among indices of the form $S^{\mathbf{u}}(M; f)$ is the sensitivity index $S^{\mathbf{u}}(f)$.*

3.3 Identity is the only good choice

The following proposition can be seen as a kind of reciprocal of Proposition 3.1.

Proposition 3.2. *Let M be a square matrix of size k such that*

1. M does not depend neither on f nor \mathbf{u} ;
2. M has full rank;
3. $S^{\mathbf{u}}(M; f)$ is invariant by left-composition of f by any isometry of \mathbb{R}^k .

Then $S^{\mathbf{u}}(M; \cdot) = S^{\mathbf{u}}(\cdot)$.

Proof. We can write $M = M_{Sym} + M_{Antisym}$ where $M_{Sym}^t = M_{Sym}$ and $M_{Antisym}^t = -M_{Antisym}$. Since, for any symmetric matrix V , we have $\text{Tr}(M_{Antisym}V) = 0$, we deduce that $S^{\mathbf{u}}(M; f) = S^{\mathbf{u}}(M_{Sym}; f)$ ($C_{\mathbf{u}}$ and Σ being symmetric matrices). Thus we assume, without loss of generality, that M is symmetric.

We diagonalize M in an orthonormal basis: $M = PDP^t$, where $P^tP = \text{Id}_k$ and D diagonal. We have

$$S^{\mathbf{u}}(M; f) = \frac{\text{Tr}(PDP^tC_{\mathbf{u}})}{\text{Tr}(PDP^t\Sigma)} = \frac{\text{Tr}(DP^tC_{\mathbf{u}}P)}{\text{Tr}(DP^t\Sigma P)} = S^{\mathbf{u}}(D; P^t f).$$

By assumption 1. and 3., M can be assumed to be diagonal.

Now we want to show that $M = \lambda \text{Id}_k$ for some $\lambda \in \mathbb{R}^*$. Suppose, by contradiction, that M has two different diagonal coefficients $\lambda_1 \neq \lambda_2$. It is clearly sufficient to consider the case $k = 2$. Choose $f = \text{Id}_2$ (hence, $p = 2$), and $\mathbf{u} = \{1\}$. We have $\Sigma = \text{Id}_2$ and $C_{\mathbf{u}} = \begin{pmatrix} 1 & 0 \\ 0 & 0 \end{pmatrix}$. Hence on one hand $S^{\mathbf{u}}(M; f) = \frac{\lambda_1}{\lambda_1 + \lambda_2}$. On the other hand, let O be the isometry which exchanges the two vectors of the canonical basis of \mathbb{R}^2 . We have $S^{\mathbf{u}}(M; Of) = \frac{\lambda_2}{\lambda_1 + \lambda_2}$. Thus 3. is contradicted if $\lambda_1 \neq \lambda_2$. The case $\lambda = 0$ is forbidden by 2. Finally, it is easy to check that, for any $\lambda \in \mathbb{R}^*$, $S^{\mathbf{u}}(\lambda \text{Id}_k; \cdot) = S^{\mathbf{u}}(\text{Id}_k; \cdot) = S^{\mathbf{u}}(\cdot)$. \square

Remark 3.3. (Variational formulation) We assume here that $\mathbb{E}(Y) = 0$, if it is not the case, one has to consider the centered variable $Y - \mathbb{E}(Y)$. As in dimension 1, one can see that this new index can also be seen as the solution of the following least-squares problem (see [6])

$$\underset{a}{\text{Argmin}} \mathbb{E} \|Y^{\mathbf{u}} - aY\|^2.$$

As a consequence, $S^{\mathbf{u}}(f)Y$ can be seen as the projection of $Y^{\mathbf{u}}$ on $\{aY, a \in \mathbb{R}\}$.

Remark 3.4. Notice that the condition $\text{Tr}(\Sigma) \neq 0$ (necessary for the indices to be well-defined) is fulfilled as soon as Y is not constant.

We now give two toy examples to illustrate our definition.

Example 3.1. We consider as first example

$$Y = f^a(X_1, X_2) = \begin{pmatrix} aX_1 \\ X_2 \end{pmatrix},$$

with X_1 and X_2 i.i.d. standard Gaussian random variables. We easily get

$$S^1(f) = \frac{a}{a^2 + 1} \quad \text{and} \quad S^2(f) = \frac{1}{a^2 + 1} = 1 - S^1(f).$$

Example 3.2. We consider Example 2.1

$$Y = f^{a,b}(X_1, X_2) = \begin{pmatrix} X_1 + X_1X_2 + X_2 \\ aX_1 + bX_1X_2 + X_2 \end{pmatrix}.$$

We have

$$S^1(f) = \frac{1+a^2}{4+a^2+b^2} \quad \text{and} \quad S^2(f) = \frac{2}{4+a^2+b^2}$$

and obviously

$$S^1(f) \geq S^2(f) \iff a^2 \geq 1.$$

This result has the natural interpretation that, as X_1 is scaled by a , it has more influence if and only if this scaling enlarges X_1 's support i.e. $|a| > 1$.

4 About uniqueness

In this section, we show that it is possible to build other indices having the same invariance properties as $S^{\mathbf{u}}(f)$.

4.1 Another index

Here we use (2) in a different way to get a natural definition of a Sobol matricial index with respect to the variable $X_{\mathbf{u}}$. Indeed, we may choose as Sobol matricial index

$$BC_{\mathbf{u}}A \tag{5}$$

for any matrices A and B such that $AB = \Sigma^{-1}$. First, note that this index is a square matrix of size k . Second, any convex combination of Sobol matricial indices of the form (5) is still a good candidate for the Sobol matricial index with respect to $X_{\mathbf{u}}$.

Remark 4.1. (Another variational formulation) In the spirit of Remark 3.3 (with the same assumption $\mathbb{E}(Y) = 0$), consider the following minimization problem

$$\underset{M \in \mathcal{M}_k}{\text{Argmin}} \mathbb{E} \|P^t Y^{\mathbf{u}} - MP^t Y\|^2, \tag{6}$$

where P is a matrix such that $P^t \Sigma P$ is diagonal and \mathcal{M}_k is the set of all square matrices of size k . The solution of this minimization problem

$$P^t C_{\mathbf{u}} \Sigma^{-1} P$$

is a good candidate to be a Sobol matricial index (with $A = \Sigma^{-1} P$ and $B = P^t$). Note now that the symmetric version of this Sobol matricial index

$$P^t \Sigma^{-1} C_{\mathbf{u}} P$$

is also a good candidate (here $A = P$ and $B = P^t \Sigma^{-1}$).

In order to warrant that a Sobol matricial index fulfills a consistent definition, we should require a little bit more. First, a reasonable condition should be that the Sobol matricial index is a symmetric matrix: the influence of the input X_i on the coordinates k and l of the output Y should be the same as the influence of the input X_i on the coordinates l and k of Y .

Secondly, the Sobol matricial index should share the properties of the scalar index $S^{\mathbf{u}}(f)$. That is, it should be invariant by any isometry, scaling and translation. This leads to the definition of a family of matricial indices.

For the sake of simplicity, we assume that the eigenvalues of Σ are simple. Let $0 < \lambda_1 < \dots < \lambda_k$ be the ordered eigenvalues and let $(O_i)_{i=1,\dots,k}$ be such that O_i is the unit eigenvector associated to λ_i whose first non-zero coordinate is positive. Let O be the (orthogonal) matrix whose column i is O_i .

Let \mathcal{H}_k be the group of signed permutations matrix of size k . That is, $P \in \mathcal{H}_k$ if and only if each row and each column of P has exactly one non zero element, which belongs to $\{-1, 1\}$.

Notice that any orthogonal matrix that diagonalizes Σ can be written as OP , where $P \in \mathcal{H}_k$. Suppose that μ is a probability measure on \mathcal{H}_k . We define

$$T^{\mathbf{u},\mu} = \frac{1}{2} \left(\int_{\mathcal{H}_k} (OP)^t (\Sigma^{-1}C_{\mathbf{u}} + C_{\mathbf{u}}\Sigma^{-1}) OP \mu(dP) \right). \quad (7)$$

We then have the following Proposition.

Proposition 4.1. *$T^{\mathbf{u},\mu}$ is invariant by any isometry, scaling and translation.*

Proof. Let U be an isometry of \mathbb{R}^k and set

$$W = UY, \quad W^{\mathbf{u}} = UY^{\mathbf{u}}.$$

It is clear that $\Sigma_W = U\Sigma U^t$ and $C_{\mathbf{u},W} = \text{Cov}(W, W^{\mathbf{u}}) = UC_{\mathbf{u}}U^t$. Since O diagonalizes Σ , $O_W = UO$ diagonalizes the covariance matrix Σ_W of W . Then, for any $P \in \mathcal{H}_k$,

$$\begin{aligned} (O_W P)^t \Sigma_W^{-1} C_{\mathbf{u},W} (O_W P) &= P^t O^t U^t U \Sigma_Y^{-1} U^t U C_{\mathbf{u}} U^t U O P = (OP)^t \Sigma_Y^{-1} C_{\mathbf{u}} OP \\ (O_W P)^t C_{\mathbf{u},W} \Sigma_W^{-1} (O_W P) &= P^t O^t U^t U C_{\mathbf{u}} U^t U \Sigma_Y^{-1} U^t U O P = (OP)^t C_{\mathbf{u}} \Sigma_Y^{-1} OP \end{aligned}$$

By integrating the above equalities with respect to μ , we obtain the invariance by isometry. The other invariances are obvious. \square

Remark 4.2. *At first look, one may also consider matricial indices based on*

$$\Sigma^{-\alpha} C_{\mathbf{u}} \Sigma^{-\beta} + \Sigma^{-\beta} C_{\mathbf{u}} \Sigma^{-\alpha}, \quad \text{with } \alpha + \beta = 1.$$

Nevertheless, these matricial indices are not admissible even if $\Sigma^{-\alpha} \Sigma^{-\beta} = \Sigma^{-1}$ (see (5)) since they are not invariant by isometry.

Remark 4.3. *For the sake of simplicity, we have restricted ourselves to the generic case where all eigenvalues of Σ are simple. When there is only l ($l < k$) distinct eigenvalues, the group \mathcal{H}_k has to be replaced by the much more complicated set of all isomorphisms P on \mathbb{R}^k that can be written as*

$$P = \Pi O_1 \dots O_l,$$

where Π is some permutation on $\{1, \dots, k\}$ and O_i ($i = 1, \dots, l$) is some isometry on \mathbb{R}^k letting invariant the orthogonal of the eigenspace associated with the i^{th} eigenvalue.

Let μ^* be the uniform probability measure on the finite set \mathcal{H}_k .

Lemma 4.1. *Let A be a square matrix of size k . Then*

$$\int_{\mathcal{H}_k} P^t A P \mu^*(dP) = \frac{\text{Tr}(A)}{k} I_k.$$

Proof. One can see that $\mathcal{H}_k = \{D_\epsilon P_\sigma; \epsilon \in \{-1, 1\}^k \text{ and } \sigma \text{ a permutation of } \{1, \dots, k\}\}$ where $D_\epsilon = \text{diag}(\epsilon)$ and P_σ the permutation matrix associated to σ that is $(P_\sigma)_{i,j} = \begin{cases} 1 & \text{if } j = \sigma(i) \\ 0 & \text{else.} \end{cases}$

Set $P_{\epsilon,\sigma} = D_\epsilon P_\sigma$ the element of \mathcal{H}_k associated to ϵ and σ .
Then

$$B := \int_{\mathcal{P}_k} P_{\epsilon,\sigma}^t A P_{\epsilon,\sigma} \mu^*(dP_{\epsilon,\sigma}) = \frac{1}{2^k k!} \sum_{\sigma} P_{\sigma}^t \left(\sum_{\epsilon} D_{\epsilon}^t A D_{\epsilon} \right) P_{\sigma}$$

We have $(D_{\epsilon}^t A D_{\epsilon})_{ij} = \epsilon_i A_{ij} \epsilon_j$, hence

$$\left(\sum_{\epsilon} D_{\epsilon}^t A D_{\epsilon} \right)_{ij} = A_{ij} \sum_{\epsilon} \epsilon_i \epsilon_j = \begin{cases} 0 & \text{if } i \neq j \\ 2^k A_{ii} & \text{if } i = j. \end{cases}$$

Thus

$$\begin{aligned} B_{ij} &= \frac{1}{k!} \sum_{\sigma} \sum_{l=1}^k (P_{\sigma})_{li} (\text{diag}(A_{11}, \dots, A_{kk}) P_{\sigma})_{lj} \\ &= \frac{1}{k!} \sum_{\sigma} (P_{\sigma})_{\sigma^{-1}(i),i} (\text{diag}(A_{11}, \dots, A_{kk}) P_{\sigma})_{\sigma^{-1}(i),j} \\ &= \begin{cases} 0 & \text{if } i \neq j \\ \frac{1}{k!} \sum_{\sigma} A_{\sigma^{-1}(i),\sigma^{-1}(i)} & \text{if } i = j \end{cases} \end{aligned}$$

and we have

$$B_{ii} = \frac{1}{k!} \sum_{l=1}^k \left(\sum_{\sigma \text{ s.t. } \sigma^{-1}(i)=l} A_{ll} \right) = \frac{1}{k!} \sum_{l=1}^k (k-1)! A_{ll} = \frac{\text{Tr}(A)}{k}. \quad \square$$

Using the previous Lemma in conjunction with (7), we obtain the following Sobol matricial index

$$T^{\mathbf{u}} := T^{\mathbf{u},\mu^*} = \frac{\text{Tr}(\Sigma^{-1} C_{\mathbf{u}})}{k} I_k. \quad (8)$$

Notice that this matricial index only depends on the real number $\text{Tr}(\Sigma^{-1} C_{\mathbf{u}}) / \text{Tr}(I_k)$ which is easy to interpret.

4.2 Comparison between $S^{\mathbf{u}}(f)$ and $T^{\mathbf{u}}$

We have defined two nice candidates to generalize the scalar Sobol index in dimension k . A natural question is: which one should be preferred? There is *a priori* no universal answer.

Nevertheless, from a statistical point of view, $T^{\mathbf{u}}$ presents a major drawback: its estimation may require the estimation of an inverse covariance matrix Σ^{-1} , which may be tricky. While the estimation of $S^{\mathbf{u}}(f)$ only uses estimation of traces of covariance matrices. Besides, the following example shows that $T^{\mathbf{u}}$ may be useless in some models.

Example 4.1. *We consider again the model of Example 3.2*

$$Y = f^{a,b}(X_1, X_2) = \begin{pmatrix} X_1 + X_1X_2 + X_2 \\ aX_1 + bX_1X_2 + X_2 \end{pmatrix}.$$

We easily get

$$T^{\mathbf{1}} = \frac{(b-a)^2 + (a-1)^2}{4[(b-a)^2 + (a-1)(b-1)]} I_2, \quad T^{\mathbf{2}} = \frac{(b-1)^2 + (a-1)^2}{4[(b-a)^2 + (a-1)(b-1)]} I_2.$$

Thus

$$T^{\mathbf{1}} \geq T^{\mathbf{2}} \iff (a-1)(a-2b+1) \geq 0$$

whereas we have obtained previously, the more intuitive result

$$S^{\mathbf{1}}(f) \geq S^{\mathbf{2}}(f) \iff a^2 \geq 1.$$

Moreover $T^{\mathbf{u}}$ is not informative since for $a = 1$, the indices $T^{\mathbf{1}}$ and $T^{\mathbf{2}}$ satisfy

$$T^{\mathbf{1}} = T^{\mathbf{2}} = \frac{1}{4} I_2$$

and do not depend on b .

Thus, it seems to us that $S^{\mathbf{u}}(f)$ is a more relevant sensitivity measure, and, in the sequel, we will focus our study on $S^{\mathbf{u}}(f)$.

5 Estimation of $S^{\mathbf{u}}(f)$

5.1 The Pick and Freeze estimator

In practice, the covariance matrices $C_{\mathbf{u}}$ and Σ are not analytically available. In the scalar case ($k = 1$), it is customary to estimate $S^{\mathbf{u}}(f)$ by using a Monte-Carlo Pick and Freeze method [13, 6], which uses a finite sample of evaluations of f .

In this Section, we propose a Pick and Freeze estimator for the vectorial case which generalizes the T_N estimator studied in [6]. We set $Y^{\mathbf{u}} = f(X_{\mathbf{u}}, X'_{\sim \mathbf{u}})$ where $X'_{\sim \mathbf{u}}$ is an independent copy of $X_{\sim \mathbf{u}}$ which is still independent of $X_{\mathbf{u}}$. Let N be an integer. We take N independent copies Y_1, \dots, Y_N (resp. $Y_1^{\mathbf{u}}, \dots, Y_N^{\mathbf{u}}$) of Y (resp. $Y^{\mathbf{u}}$). For $l = 1, \dots, k$, and $i = 1, \dots, N$, we also denote by $Y_{i,l}$ (resp.

$Y_{i,l}^{\mathbf{u}}$ the l^{th} component of Y_i (resp. $Y_i^{\mathbf{u}}$). We then define the following estimator of $S^{\mathbf{u}}(f)$

$$S_{\mathbf{u},N} = \frac{\sum_{l=1}^k \left(\frac{1}{N} \sum_{i=1}^N Y_{i,l} Y_{i,l}^{\mathbf{u}} - \left(\frac{1}{N} \sum_{i=1}^N \frac{Y_{i,l} + Y_{i,l}^{\mathbf{u}}}{2} \right)^2 \right)}{\sum_{l=1}^k \left(\frac{1}{N} \sum_{i=1}^N \frac{Y_{i,l}^2 + (Y_{i,l}^{\mathbf{u}})^2}{2} - \left(\frac{1}{N} \sum_{i=1}^N \frac{Y_{i,l} + Y_{i,l}^{\mathbf{u}}}{2} \right)^2 \right)}. \quad (9)$$

Remark 5.1. Note that this estimator can be written

$$S_{\mathbf{u},N} = \frac{\text{Tr}(C_{\mathbf{u},N})}{\text{Tr}(\Sigma_N)} \quad (10)$$

where $C_{\mathbf{u},N}$ and Σ_N are the empirical estimators of $C_{\mathbf{u}} = \text{Cov}(Y, Y^{\mathbf{u}})$ and $\Sigma = \text{Var}(Y)$ defined by

$$C_{\mathbf{u},N} = \frac{1}{N} \sum_{i=1}^N Y_i^{\mathbf{u}} Y_i^t - \left(\frac{1}{N} \sum_{i=1}^N \frac{Y_i + Y_i^{\mathbf{u}}}{2} \right) \left(\frac{1}{N} \sum_{i=1}^N \frac{Y_i + Y_i^{\mathbf{u}}}{2} \right)^t$$

and

$$\Sigma_N = \frac{1}{N} \sum_{i=1}^N \frac{Y_i Y_i^t + Y_i^{\mathbf{u}} (Y_i^{\mathbf{u}})^t}{2} - \left(\frac{1}{N} \sum_{i=1}^N \frac{Y_i + Y_i^{\mathbf{u}}}{2} \right) \left(\frac{1}{N} \sum_{i=1}^N \frac{Y_i + Y_i^{\mathbf{u}}}{2} \right)^t.$$

5.2 Asymptotic properties

A straightforward application of the Strong Law of Large Numbers leads to

Proposition 5.1 (Consistency). $S_{\mathbf{u},N}$ converges almost surely to $S^{\mathbf{u}}(f)$ when $N \rightarrow +\infty$.

We now study to the asymptotic normality of $(S_{\mathbf{u},N})_N$.

Proposition 5.2 (Asymptotic normality). Assume $\mathbb{E}(Y_l^4) < \infty$ for all $l = 1, \dots, k$. For $l = 1, \dots, k$, we set

$$U_l = (Y_{1,l} - \mathbb{E}(Y_l))(Y_{1,l}^{\mathbf{u}} - \mathbb{E}(Y_l^{\mathbf{u}})), \quad V_l = (Y_{1,l} - \mathbb{E}(Y_l))^2 + (Y_{1,l}^{\mathbf{u}} - \mathbb{E}(Y_l^{\mathbf{u}}))^2.$$

Then

$$\sqrt{N} (S_{\mathbf{u},N} - S^{\mathbf{u}}(f)) \xrightarrow[N \rightarrow \infty]{\mathcal{L}} \mathcal{N}_1(0, \sigma^2) \quad (11)$$

where

$$\sigma^2 = a^2 \sum_{l,l' \in \{1, \dots, k\}} \text{Cov}(U_l, U_{l'}) + b^2 \sum_{l,l' \in \{1, \dots, k\}} \text{Cov}(V_l, V_{l'}) + 2ab \sum_{l,l' \in \{1, \dots, k\}} \text{Cov}(U_l, V_{l'}), \quad (12)$$

with

$$a = \frac{1}{\sum_{l=1}^k \text{Var}(Y_l)}, \quad b = -\frac{a}{2} S^{\mathbf{u}}(f).$$

Proof. Since $S_{\mathbf{u},N}$ remains invariant when Y is changed to $Y - \mathbb{E}(Y)$, we have

$$S_{\mathbf{u},N} = \Phi \left(\frac{1}{N} \sum_{i=1}^N W_i \right),$$

where

$$W_i = \begin{pmatrix} (Y_{i1} - \mathbb{E}(Y_1))(Y_{i1}^{\mathbf{u}} - \mathbb{E}(Y_1)) \\ \vdots \\ Y_{ik} - \mathbb{E}(Y_k)(Y_{ik}^{\mathbf{u}} - \mathbb{E}(Y_k)) \\ Y_{i1} - \mathbb{E}(Y_1) + Y_{i1}^{\mathbf{u}} - \mathbb{E}(Y_1) \\ \vdots \\ Y_{ik} - \mathbb{E}(Y_k) + Y_{ik}^{\mathbf{u}} - \mathbb{E}(Y_k) \\ (Y_{i1} - \mathbb{E}(Y_1))^2 + (Y_{i1}^{\mathbf{u}} - \mathbb{E}(Y_1))^2 \\ \vdots \\ (Y_{ik} - \mathbb{E}(Y_k))^2 + (Y_{ik}^{\mathbf{u}} - \mathbb{E}(Y_k))^2 \end{pmatrix}$$

and

$$\Phi(x_1, \dots, x_k, y_1, \dots, y_k, z_1, \dots, z_k) = \frac{\sum_{l=1}^k (x_l - (y_l/2)^2)}{\sum_{l=1}^k (z_l/2 - (y_l/2)^2)}.$$

The so-called Delta method ([14], Theorem 3.1) gives

$$\sqrt{N}(S_{\mathbf{u},N} - S^{\mathbf{u}}(f)) \xrightarrow[N \rightarrow \infty]{\mathcal{L}} \mathcal{N}_1(0, \sigma^2)$$

where $\sigma^2 = g^t \Gamma g$, Γ the covariance matrix of W_1 and

$$g = \nabla \Phi(\mathbb{E}(W_1)).$$

We have

$$\mathbb{E}(W_1) = (\text{Cov}(Y_1, Y_1^{\mathbf{u}}), \dots, \text{Cov}(Y_k, Y_k^{\mathbf{u}}), 0, \dots, 0, 2\text{Var}Y_1, \dots, 2\text{Var}Y_k)^t,$$

and by differentiation of Φ , $g = (a, \dots, a, 0, \dots, 0, b, \dots, b)^t$. A simple matrix calculus leads to (12). \square

Remark 5.2. *Following the same idea, it is possible, for $\mathbf{v} \subset \{\mathbf{1}, \dots, \mathbf{p}\}$, to derive a (multivariate) central limit theorem for*

$$(S_{\mathbf{u},N}, S_{\mathbf{v},N}, S_{\mathbf{u} \cup \mathbf{v},N}) = \left(\frac{\text{Tr}(C_{\mathbf{u},N})}{\text{Tr}(\Sigma_N)}, \frac{\text{Tr}(C_{\mathbf{v},N})}{\text{Tr}(\Sigma_N)}, \frac{\text{Tr}(C_{\mathbf{u} \cup \mathbf{v},N})}{\text{Tr}(\Sigma_N)} \right).$$

We then can derive a (scalar) central limit theorem for $S_{\mathbf{u} \cup \mathbf{v},N} - S_{\mathbf{u},N} - S_{\mathbf{v},N}$, a natural estimator of $S^{\mathbf{u} \cup \mathbf{v}} - S^{\mathbf{u}} - S^{\mathbf{v}}$, which quantifies the influence (for $\mathbf{u} \cap \mathbf{v} = \emptyset$) of the interaction between the variables of \mathbf{u} and \mathbf{v} .

Proposition 5.3. *Assume $\mathbb{E}(Y_l^4) < \infty$ for $l = 1, \dots, k$. Then $(S_{\mathbf{u},N})_N$ is asymptotically efficient for estimating $S^{\mathbf{u}}(f)$ among regular estimator sequences that are function of the exchangeable pair $(Y, Y^{\mathbf{u}})$.*

Proof. Note that

$$S^{\mathbf{u}}(f) = \Phi(\text{Tr}(C_{\mathbf{u}}), \text{Tr}(\Sigma_Y)) \quad \text{and} \quad S_{\mathbf{u},N} = \Phi(\text{Tr}(C_{\mathbf{u},N}), \text{Tr}(\Sigma_N))$$

where Φ is defined by $\Phi(x, y) = x/y$.

Proceeding as in the proof of Proposition 2.5 in [6], we derive that $C_{\mathbf{u},N}$ (respectively Σ_N) is asymptotically efficient for estimating $C_{\mathbf{u}}$ (resp. Σ_Y). Then, Theorem 25.50 (efficiency in product space) in [14] gives that $(C_{\mathbf{u},N}, \Sigma_N)$ is asymptotically efficient for estimating $(C_{\mathbf{u}}, \Sigma_Y)$.

Now since Φ (respectively Tr) is differentiable in $\mathbb{R}^2 \setminus \{y = 0\}$ (resp. in \mathcal{M}_k) we can apply Theorem 25.47 in [14] (efficiency and Delta method) to get that $(\Phi(\text{Tr}(C_{\mathbf{u},N}), \text{Tr}(\Sigma_N)))_N$ is also asymptotically efficient for estimating $\Phi(\text{Tr}(C_{\mathbf{u}}), \text{Tr}(\Sigma_Y))$. \square

5.3 Concentration inequality

In this section we apply Corollary 1.17 of Ledoux [8] to give a concentration inequality for $S_{\mathbf{u},N}$. In order to be self-contained we recall Ledoux's result.

Corollary 5.1 (Corollary 1.17 of [8]). *Let $P = \mu_1 \otimes \dots \otimes \mu_n$ be a product probability measure on the cartesian product $X = X_1 \times \dots \times X_n$ of metric spaces (X_i, d_i) with finite diameters D_i , $i = 1, \dots, n$, endowed with the l^1 metric $d = \sum_{i=1}^n d_i$. Let F be a 1-Lipschitz function on (X, d) . Then, for every $r \geq 0$,*

$$P(F \geq \mathbb{E}_P(F) + r) \leq e^{-r^2/2D^2}$$

where $D^2 = \sum_{i=1}^n D_i^2$.

Our concentration inequality is the following

Proposition 5.4. *Assume that Y is bounded almost surely in \mathbb{R}^k , that is, there exists $\rho > 0$ so that $\|Y\|_2 < \rho$. Let $v_l := \Sigma_{l,l}/\rho^2$ for $l = 1 \dots k$.*

Then, for all $t \geq 0$, we have

$$\mathbb{P}(S_{\mathbf{u},N} - S^{\mathbf{u}}(f) \geq t) \leq \exp\left(-\frac{N}{32} \left(\frac{t - \frac{1}{2N}(S^{\mathbf{u}}(f) + t - 1)(S^{\mathbf{u}}(f) + 1)}{1 + S^{\mathbf{u}}(f) + t + |S^{\mathbf{u}}(f) + t - 1|} \sum_{l=1}^k v_l\right)^2\right),$$

and, for all $t \geq \frac{(1-S^{\mathbf{u}}(f))(1+S^{\mathbf{u}}(f))}{2N-(1+S^{\mathbf{u}}(f))}$, we have

$$\mathbb{P}(S_{\mathbf{u},N} - S^{\mathbf{u}}(f) \leq -t) \leq \exp\left(-\frac{N}{32} \left(\frac{t + \frac{1}{2N}(S^{\mathbf{u}}(f) - t - 1)(S^{\mathbf{u}}(f) + 1)}{1 + S^{\mathbf{u}}(f) - t + |S^{\mathbf{u}}(f) - t - 1|} \sum_{l=1}^k v_l\right)^2\right).$$

Remark 5.3. *Note that the use of Corollary 1.17 of Ledoux [8] leads to bounds improving the one obtained in [5].*

Proof. Since $S^{\mathbf{u}}(f)$ and $S_{\mathbf{u},N}$ are invariant by homothety, one can scale the output Y so that $Y \in B_k(0, 1)$, the unit Euclidean ball of \mathbb{R}^k . From now on, we assume that $Y \in B_k(0, 1)$ and $\rho = 1$.

By Remark 5.1, one gets

$$\mathbb{P}(S_{\mathbf{u},N} - S^{\mathbf{u}}(f) \geq t) = \mathbb{P}(\text{Tr}(C_{\mathbf{u},N}) - (S^{\mathbf{u}}(f) + t)\text{Tr}(\Sigma_N) \geq 0). \quad (13)$$

Now let $G : (B_k(0, 1) \times B_k(0, 1))^N \rightarrow \mathbb{R}$ defined by

$$G((x_1, y_1), \dots, (x_N, y_N)) = \sum_{l=1}^k \left[\frac{1}{N} \sum_{i=1}^N \left(x_{i,l} y_{i,l} - (S^{\mathbf{u}}(f) + t) \frac{(x_{i,l})^2 + (y_{i,l})^2}{2} \right) + (S^{\mathbf{u}}(f) + t - 1) \left(\frac{1}{N} \sum_{i=1}^N \frac{x_{i,l} + y_{i,l}}{2} \right)^2 \right],$$

with $x_i = (x_{i,l})_{l=1, \dots, k}$ and $y_i = (y_{i,l})_{l=1, \dots, k}$ for all $i = 1, \dots, N$. A simple computation gives that

$$G((Y_1, Y_1^{\mathbf{u}}), \dots, (Y_N, Y_N^{\mathbf{u}})) = \text{Tr}(C_{\mathbf{u}, N}) - (S^{\mathbf{u}}(f) + t) \text{Tr}(\Sigma_N).$$

We have:

$$\frac{\partial G}{\partial x_i} = \left(\frac{\partial G}{\partial x_{i,l}} \right)_{l=1, \dots, k} = \frac{1}{N} (y_i - (S^{\mathbf{u}}(f) + t) x_i + (S^{\mathbf{u}}(f) + t - 1) w)$$

and symmetrically

$$\frac{\partial G}{\partial y_i} = \left(\frac{\partial G}{\partial y_{i,l}} \right)_{l=1, \dots, k} = \frac{1}{N} (x_i - (S^{\mathbf{u}}(f) + t) y_i + (S^{\mathbf{u}}(f) + t - 1) w),$$

where

$$w = \frac{1}{N} \sum_{r=1}^N \frac{x_r + y_r}{2}.$$

Applying several times the triangular inequality and that $\|w\|_2 \leq 1$, we deduce

$$\left\| \frac{\partial G}{\partial x_i} \right\|_2 \leq \frac{1}{N} (|1 + S^{\mathbf{u}}(f) + t| + |S^{\mathbf{u}}(f) + t - 1|)$$

and

$$\left\| \frac{\partial G}{\partial y_i} \right\|_2 \leq \frac{1}{N} (|1 + S^{\mathbf{u}}(f) + t| + |S^{\mathbf{u}}(f) + t - 1|).$$

Thus, G is L -Lipschitz with $L := \frac{1}{N} (1 + S^{\mathbf{u}}(f) + t + |S^{\mathbf{u}}(f) + t - 1|)$.

Now we apply Corollary 1.17 of Ledoux [8] with

- $X_i = B_k(0, 1) \times B_k(0, 1)$ endowed with the metric d_i defined by

$$d_i(z, z') := \|x - x'\|_2 + \|y - y'\|_2$$

for $z = (x, y) \in X_i$ and $z' = (x', y') \in X_i$, x, x', y and $y' \in B_k(0, 1)$,

- $X = X_1 \times \dots \times X_N$, with the l^1 -metric $d = \sum_{i=1}^N d_i$,
- $D_i = \text{diam}(X_i) = 2 + 2 = 4$ and $D^2 = \sum_{i=1}^N D_i^2 = 16N$,
- $F = G/L$,
- $r = -\mathbb{E}(F) = \left[t - \frac{1}{2N} (S^{\mathbf{u}}(f) + t - 1)(S^{\mathbf{u}}(f) + 1) \right] \sum_{l=1}^k v_l / L \geq 0$ as $0 \leq S^{\mathbf{u}}(f) \leq 1$.

We then get the upper deviation bound of (13).

To get the second bound, we repeat the procedure by replacing G (respectively t) by $-G$ (resp. $-t$). Note that in this case, we take

$$r = - \left(-t - \frac{1}{2N}(S^{\mathbf{u}}(f) - t - 1)(S^{\mathbf{u}}(f) + 1) \right) \sum_{l=1}^k v_l / L,$$

which is non-negative thanks to the minoration hypothesis on t . \square

The bounds in Proposition 5.4 depend on the unknown quantity $S^{\mathbf{u}}(f)$ which can not be computed in practice. To address this problem, we use the bound $0 \leq S^{\mathbf{u}}(f) \leq 1$ to get:

Corollary 5.2. *Let $V = \left(\sum_{l=1}^k v_l \right)^2$. We have*

$$\forall t \geq 0, \quad \mathbb{P}(S_{\mathbf{u},N} - S^{\mathbf{u}}(f) \geq t) \leq \exp \left(-\frac{NV}{128} \left(1 - \frac{1}{N}\right)^2 \left(\frac{t}{1+t}\right)^2 \right), \quad (14)$$

$$\forall t \in \left] \frac{9}{8N}, 1 \right[, \quad \mathbb{P}(S_{\mathbf{u},N} - S^{\mathbf{u}}(f) \leq -t) \leq \exp \left(-\frac{NV}{128} \left(t - \frac{9}{8N}\right)^2 \right). \quad (15)$$

Proof. 1. Proof of (14): by Proposition 5.4 we have

$$\mathbb{P}(S_{\mathbf{u},N} - S^{\mathbf{u}}(f) \geq t) \leq \exp \left(-\frac{NVH(t, S^{\mathbf{u}}(f))}{32} \right),$$

with

$$H(t, S^{\mathbf{u}}(f)) = \left(\frac{t - \frac{1}{2N}(S^{\mathbf{u}}(f) + t - 1)(S^{\mathbf{u}}(f) + 1)}{1 + S^{\mathbf{u}}(f) + t + |S^{\mathbf{u}}(f) + t - 1|} \right)^2.$$

If $0 \leq S^{\mathbf{u}}(f) \leq 1 - t$ we have

$$H(t, S^{\mathbf{u}}(f)) = \frac{1}{4} \left(t - \frac{1}{2N}(S^{\mathbf{u}}(f) + t - 1)(S^{\mathbf{u}}(f) + 1) \right)^2,$$

and so

$$H(t, S^{\mathbf{u}}(f)) \geq \frac{t^2}{4} \geq \frac{1}{4} \left(\frac{t}{(1+t)} \right)^2 \left(1 - \frac{1}{N} \right)^2,$$

as, in this case,

$$\frac{1}{2N}(S^{\mathbf{u}}(f) + t - 1)(S^{\mathbf{u}}(f) + 1) \leq 0.$$

Now if $S^{\mathbf{u}}(f) \geq 1 - t$,

$$H(t, S^{\mathbf{u}}(f)) = \frac{1}{4} \left(\frac{t - \frac{1}{2N}(S^{\mathbf{u}}(f) + t - 1)(S^{\mathbf{u}}(f) + 1)}{S^{\mathbf{u}}(f) + t} \right)^2.$$

and we have

$$\frac{t - \frac{1}{2N}(S^{\mathbf{u}}(f) + t - 1)(S^{\mathbf{u}}(f) + 1)}{S^{\mathbf{u}}(f) + t} \geq \frac{t - \frac{t}{N}}{1+t} \geq 0,$$

hence in this case

$$H(t, S^{\mathbf{u}}(f)) \geq \frac{1}{4} \left(\frac{t}{1+t} \right)^2 \left(1 - \frac{1}{N} \right)^2.$$

Finally, in all cases, we have (14).

2. Proof of (15): hypothesis $t \geq 9/(8N)$ ensures that the second part of Proposition 5.4 can be applied. We have

$$\mathbb{P}(S_{\mathbf{u}, N} - S^{\mathbf{u}}(f) \leq -t) \leq \exp\left(-\frac{NVH(t, S^{\mathbf{u}}(f))}{32}\right),$$

with

$$H(t, S^{\mathbf{u}}(f)) = \left(\frac{t + \frac{1}{2N}(S^{\mathbf{u}}(f) - t - 1)(S^{\mathbf{u}}(f) + 1)}{1 + S^{\mathbf{u}}(f) - t + |S^{\mathbf{u}}(f) - t - 1|} \right)^2.$$

As necessarily $S^{\mathbf{u}}(f) - t - 1 \leq 0$, we have:

$$H(t, S^{\mathbf{u}}(f)) = \frac{1}{4} \left(t + \frac{1}{2N}(S^{\mathbf{u}}(f) - t - 1)(S^{\mathbf{u}}(f) + 1) \right)^2,$$

and, as $(S^{\mathbf{u}}(f) - t - 1)(S^{\mathbf{u}}(f) + 1)$ is minimal when $S^{\mathbf{u}}(f) = t/2$, we have

$$t + \frac{1}{2N}(S^{\mathbf{u}}(f) - t - 1)(S^{\mathbf{u}}(f) + 1) \geq t - \frac{1}{2N} \left(\frac{t}{2} + 1 \right)^2 \geq t - \frac{9}{8N},$$

as $t \leq 1$. Hence

$$H(t, S^{\mathbf{u}}(f)) \geq \frac{1}{4} \left(t - \frac{9}{8N} \right)^2,$$

which completes the proof. \square

5.4 Numerical illustrations

In this section, we provide numerical simulations for the sensitivity indices $S^{\mathbf{u}}(f)$ defined in Section 3.

5.4.1 Toy example

We consider again Example 3.2 with $k = p = 2$, $a = 2$ and $b = 3$ which leads to the following model

$$Y = f(X_1, X_2) = \begin{pmatrix} X_1 + X_2 + X_1 X_2 \\ 2X_1 + 3X_1 X_2 + X_2 \end{pmatrix}.$$

In the ‘‘Gaussian case’’ (respectively ‘‘Uniform case’’), we take X_1 and X_2 independent standard Gaussian random variables (resp. independent uniform random variables on $[0; 1]$). In these two cases, a simple analytic calculus yields the true values of the sensitivity indices $S^1(f)$ and $S^2(f)$.

		$N=100$	$N=2000$	$N=10000$	True value
Gaussian case	$S^1(f)$	0.97	0.94	0.97	0.2941
	$S^2(f)$	0.94	0.93	0.93	0.1176
Uniform case	$S^1(f)$	1	1	1	0.6084
	$S^2(f)$	0.97	0.98	0.97	0.3566

Table 1: Estimated coverages of the 95% confidence intervals for $S^1(f)$ and $S^2(f)$.

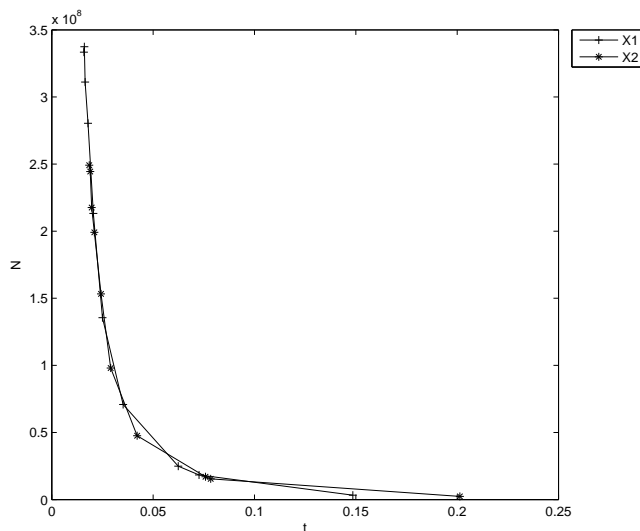


Figure 2: (Estimated) smallest N to have $P(|S_{\mathbf{u},N} - S^{\mathbf{u}}(f)| \geq t) \leq 5\%$ for $\mathbf{u} = \{1\}$ or $\{2\}$.

Asymptotic confidence interval We perform 100 simulations of the estimated Pick and Freeze confidence interval given by Proposition 5.2 for $N = 100, 200$ and 10000 . In each case, we estimate the coverage of the 95% confidence interval procedure by counting the proportion of estimated intervals containing the true value.

The results are gathered in Table 1. We see that the estimated coverages are close to the theoretical level of 95% with a coverage higher than the theoretical one in the Uniform case and lesser in the Gaussian case.

Concentration inequality We notice that the concentration inequality (Proposition 5.4) can not be applied to the Gaussian case since $\|Y\|_2$ is not bounded. Hence we only study the Uniform case.

For different values of t , we compute the (estimated) smallest N so that the upper bound of $P(|S_{\mathbf{u},N} - S^{\mathbf{u}}(f)| \geq t)$ of Corollary 5.2 achieves 5% (i.e., the sum of the right-hand sides of (14) and (15) is less than 0.05). The constant V is estimated empirically. The results of these computations are displayed in Figure 2. The set \mathbf{u} is $\{1\}$ or $\{2\}$.

These results clearly show that the confidence intervals produced by the use of the concentration inequality on $S^{\mathbf{u}}(f)$ require a large sample size. As a conse-

Variable	Interpretation (SI unit)	Distribution
m	mass (kg)	Unif([10;12])
c	damping constant ($\text{N} \cdot \text{m}^{-1} \cdot \text{s}$)	Unif([0.4; 0.8])
k	spring constant ($\text{N} \cdot \text{m}^{-1}$)	Unif([70;90])
l	initial elongation (m)	Unif([-1; -0.25])

Table 2: Interpretations and distributions of the parameters in the spring-mass model.

quence, its use is only possible when many evaluations of the output function f are available.

5.4.2 Mass-spring model

In this section, we consider the displacement $x(t)$ of a mass connected to a spring for $t \in [0; 40]$. This displacement is given by the following second-order differential equation

$$mx''(t) + cx'(t) + kx(t) = 0,$$

together with initial conditions $x(0) = l$, $x'(0) = 0$. We use the readily-available analytical closed-form expression of this initial-value problem for $x(t)$.

The input parameters are $X = (m, c, k, l)$ (so that $p = 4$) whose interpretations and distributions are given in Table 2.

The output vector is defined by

$$Y = f(X) = (x(t_1), x(t_2), \dots, x(t_{800})), \quad \text{for } t_i = 0.05i \quad \text{and} \quad k = 800.$$

Unidimensional first-order Sobol indices By considering each component of Y independently, it is possible to estimate the (unidimensional first-order) Sobol indices of $Y(t_i)$ for $i = 1, \dots, 800$ and each input variable. This gives the plot of Figure 3.

This plot seems difficult to interpret since we can see that the indices for l , k and m oscillate rapidly, leading to a frequent change of their respective rankings as time evolves. This is an additional motivation for using the generalized Sobol indices considered in this paper, easier to interpret. Note that, for large values of t , the first-order indices do not sum up to 1 meaning that interactions between the variables have a large influence for such t 's.

Generalized Sobol indices We have computed the generalized Sobol indices for the output vector Y , for $\mathbf{u} = \{m\}$, $\{c\}$, $\{k\}$ or $\{l\}$ as well as their 95% confidence intervals for $N = 2000$. The numerical results are gathered in Table 3.

This computation makes clear that the ranking of the first-order influence indices of each input parameter is $S^{\{k\}}(Y) > S^{\{m\}}(Y) > S^{\{l\}}(Y) > S^{\{c\}}(Y)$.

6 Case of functional outputs

In many practical situations the output Y is functional. It is then useful to extend the vectorial indices to functional outputs. This is the aim of the following section.

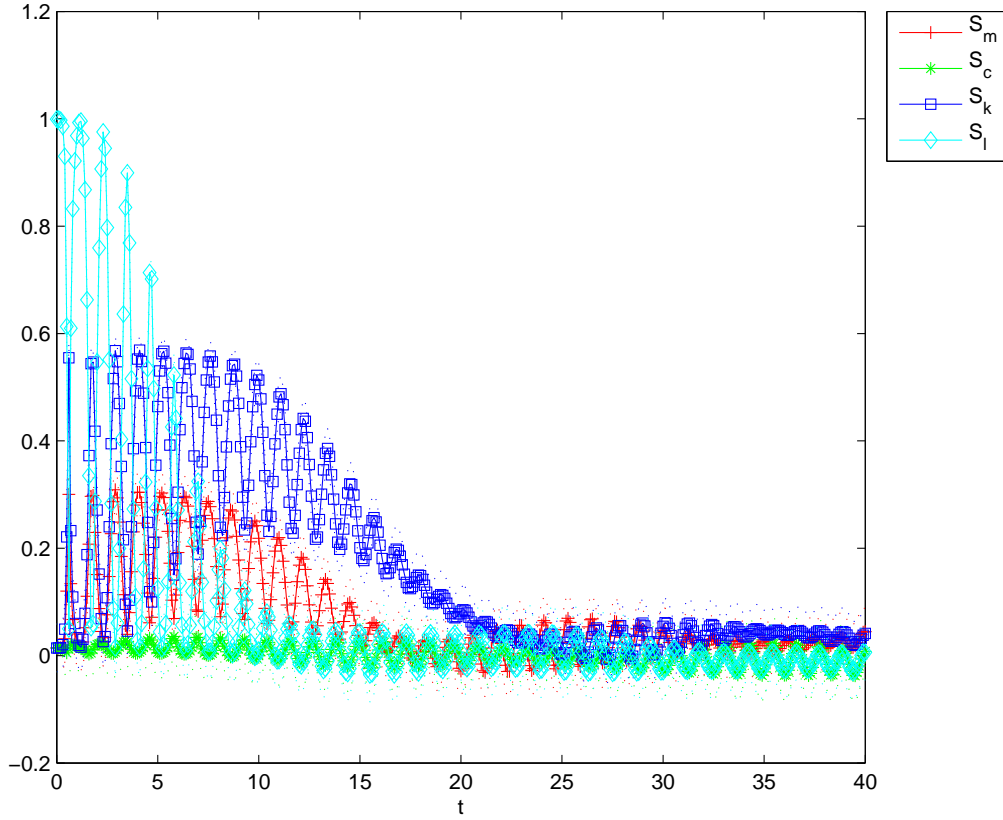


Figure 3: Plots of the estimated unidimensional first-order Sobol indices $S^{\mathbf{u}}(Y(t))$ as functions of t for $\mathbf{u} = \{m\}, \{c\}, \{k\}$ or $\{l\}$. The dots around each curve form the hull of the 95% confidence intervals for these indices with $N = 2000$.

Variable \mathbf{u}	Punctual estimate for $S^{\mathbf{u}}(Y)$	95% confidence interval for $S^{\mathbf{u}}(Y)$
m	0.0826	[0.0600 ; 0.1052]
c	0.0020	[-0.0181; 0.0222]
k	0.2068	[0.1835 ; 0.2301]
l	0.0561	[0.0328 ; 0.0794]

Table 3: Results of the estimation of the first-order generalized Sobol indices in the spring-mass model.

6.1 Definition

Let \mathbb{H} be a separable Hilbert space endowed with the scalar product $\langle \cdot, \cdot \rangle$ and the norm $\| \cdot \|$. Let f be a \mathbb{H} -valued function, i.e. Y and $Y^{\mathbf{u}}$ are \mathbb{H} -valued random variable. We assume that $\mathbb{E}(\|Y\|^2) < \infty$. Recall that $\mathbb{E}(Y)$ is defined by duality as the unique member of \mathbb{H} satisfying

$$\mathbb{E}(\langle h, Y \rangle) = \langle h, \mathbb{E}(Y) \rangle \quad \text{for all } h \in \mathbb{H}.$$

Recall that the covariance operator associated with Y is the endomorphism Γ on \mathbb{H} defined, for $h \in \mathbb{H}$ by $\Gamma(h) = \mathbb{E}[\langle Y, h \rangle Y]$. We also recall that it is a well known fact that $\mathbb{E}(\|Y\|^2) < \infty$ implies that Γ is then a Trace class operator and its trace is then well defined. We generalize the definition of $S^{\mathbf{u}}(f)$ introduced in Section 3 for functional outputs:

Definition 6.1. $S^{\mathbf{u},\infty}(f) = \frac{\text{Tr}(\Gamma_{\mathbf{u}})}{\text{Tr}(\Gamma)}$, where $\Gamma_{\mathbf{u}}$ is the endomorphism on \mathbb{H} defined by $\Gamma_{\mathbf{u}}(h) = \mathbb{E}[\langle Y^{\mathbf{u}}, h \rangle Y]$ for any $h \in \mathbb{H}$.

In the next lemma we give the so-called polar decomposition of the traces of Γ and $\Gamma_{\mathbf{u}}$.

Lemma 6.1. *We have*

$$\begin{aligned} \text{Tr}(\Gamma) &= \mathbb{E}(\|Y\|^2) - \|\mathbb{E}(Y)\|^2 \\ \text{Tr}(\Gamma_{\mathbf{u}}) &= \frac{1}{4} [\mathbb{E}(\|Y + Y^{\mathbf{u}}\|^2) - \mathbb{E}(\|Y - Y^{\mathbf{u}}\|^2) - 4\|\mathbb{E}(Y)\|^2]. \end{aligned}$$

Let $(\varphi_l)_{1 \leq l}$ be an orthonormal basis of \mathbb{H} . Then

$$\|Y\|^2 = \sum_{i=1}^{\infty} \langle Y, \varphi_i \rangle^2.$$

Now, in view of estimation, we truncate the previous sum by setting

$$\|Y\|_m^2 = \sum_{i=1}^m \langle Y, \varphi_i \rangle^2.$$

Remark 6.1. *It amounts to truncate the expansion of Y to a certain level m . Let Y_m be the truncated approximation of Y :*

$$iidY_m = \sum_{l=1}^m \langle Y, \varphi_l \rangle \varphi_l,$$

seen as a vector of dimension m , and results of Section 5 can be applied to Y_m . Notice that Y_m is than the projection of Y onto $\text{Span}(\varphi_1, \dots, \varphi_m)$.

6.2 Estimation of $S^{\mathbf{u},\infty}(f)$

As in Section 5, we define the following estimator of $S^{\mathbf{u},\infty}(f)$:

$$S_{\mathbf{u},m,N} = \frac{\frac{1}{4N} \sum_{i=1}^N (\|Y_i + Y_i^{\mathbf{u}}\|_m^2 - \|Y_i - Y_i^{\mathbf{u}}\|_m^2 - \|\bar{Y} + \bar{Y}^{\mathbf{u}}\|_m^2)}{\frac{1}{N} \sum_{i=1}^N \left(\frac{\|Y_i\|_m^2 + \|Y_i^{\mathbf{u}}\|_m^2}{2} - \left\| \frac{\bar{Y} + \bar{Y}^{\mathbf{u}}}{2} \right\|_m^2 \right)}.$$

Let T be a \mathbb{H} -valued random variable. For any sequence $(T_i)_{i \in \mathbb{N}^*}$ of iid variables distributed as T , we define

$$D_{N,m}(T) = \frac{1}{N} \sum_{i=1}^N \left(\|T_i\|_m^2 - \|\bar{T}\|_m^2 \right)$$

and

$$\begin{aligned} e_j &= \mathbb{E} \left(\langle T_i, \varphi_j \rangle \right) \\ v_j &= \mathbb{E} \left(\langle T_i, \varphi_j \rangle^2 \right) \\ Z_{i,j} &= \langle T_i, \varphi_j \rangle - e_j \\ W_{i,j} &= \langle T_i, \varphi_j \rangle^2 - v_j. \end{aligned}$$

In the spirit of [4], we decompose $D_{N,m}(T)$ and give asymptotics for each of the terms of the decomposition.

Proposition 6.1.

1. $D_{N,m}(T)$ can be rewritten as the sum of a totally degenerated U -statistic of order 2, a centered linear term and a deterministic term in the following way

$$D_{N,m}(T) - \mathbb{E}(\|T\|^2) + \|\mathbb{E}(T)\|^2 = -U_N K(T) + P_N L(T) - B_m(T) \quad (16)$$

where

$$\begin{aligned} U_N K(T) &:= \sum_{l=1}^m \frac{1}{N^2} \sum_{1 \leq i \neq j \leq N} Z_{i,l} Z_{j,l} \\ P_N L(T) &:= \frac{1}{N} \left(1 - \frac{1}{N} \right) \sum_{l=1}^m \sum_{i=1}^N (W_{i,l} - 2e_l Z_{i,l}) \\ B_m(T) &:= \sum_{l>m} (v_l - e_l^2) + \frac{1}{N} \sum_{l=1}^m (v_l - e_l^2). \end{aligned}$$

2. Assume that there exists $\delta > 1$ so that

$$v_l = \mathbb{E} \left(\langle T, \varphi_l \rangle^2 \right) = O(l^{-(\delta+1)}) \quad (17)$$

iid and $\delta' > 1$ so that

$$\mathbb{E} \left(\langle T, \phi_l \rangle^4 \right) = O(l^{-\delta'}). \quad (18)$$

Then for any $m = m(N)$ so that:

$$\frac{m(N)}{N^{\frac{1}{2\delta}}} \rightarrow +\infty, \quad \frac{m(N)}{\sqrt{N}} \rightarrow 0, \quad (19)$$

we have

$$(a) \quad B_m^2(T) = o(1/N)$$

$$(b) \mathbb{E}((U_N K(T))^2) = o(1/N)$$

$$(c) P_N L(T) - P_N L'(T) = o_{\mathbb{P}}\left(\frac{1}{\sqrt{N}}\right)$$

$$\text{where } P_N L'(T) := \frac{1}{N} \left(1 - \frac{1}{N}\right) \sum_{l=1}^{\infty} \sum_{i=1}^N \left[W_{i,l} - 2e_l Z_{i,l}\right].$$

Proof. In order to simplify the notation, we set $U_N K := U_N K(T)$, $P_N L := P_N L(T)$, $B_m := B_m(T)$ and $P_N L' := P_N L'(T)$.

a) Term B_m

Since $\sum_{l=1}^{\infty} v_l < +\infty$, $(v_l)_l$ is bounded, let K be so that $\max_{l \geq 1} v_l \leq K$. We have, for sufficiently large $m(N)$ (hence sufficiently large N),

$$\begin{aligned} B_m &= \sum_{l > m(N)} (v_l - e_l^2) + \frac{1}{N} \sum_{l=1}^{m(N)} (v_l - e_l^2) \\ &\leq \sum_{l > m(N)} v_l + \frac{1}{N} \sum_{l=1}^{m(N)} v_l \\ &\leq \sum_{l > m(N)} v_l + \frac{m(N)K}{N} \\ &\leq C \sum_{l > m(N)} l^{-(\delta+1)} + \frac{m(N)K}{N} \text{ for a constant } C > 0. \end{aligned}$$

Hence,

$$\begin{aligned} NB_m^2 &\leq 2NC \left(\sum_{l > m(N)} l^{-(\delta+1)} \right)^2 + \frac{2}{N} m(N)^2 K^2 \\ &\leq 2NC \left(\int_{m(N)}^{+\infty} x^{-(\delta+1)} dx \right)^2 + \frac{2}{N} m(N)^2 K^2 \\ &\leq 2NC \delta^{-2} m(N)^{-2\delta} + \frac{2}{N} m(N)^2 K^2 \end{aligned}$$

and both terms go to zero when $N \rightarrow +\infty$ by (19). Hence

$$B_m^2 = o\left(\frac{1}{N}\right).$$

b) Term $U_N K$

One has $\mathbb{E}((U_N K)^2) = E_1 + E_2 + E_3$ where

$$\begin{aligned} E_1 &= \frac{2}{N^4} \sum_{l,k=1}^m \sum_{1 \leq i_1 \neq j_1 \leq N} \mathbb{E} \left[Z_{i_1,l} Z_{i_1,k} Z_{j_1,l} Z_{j_1,k} \right], \\ E_2 &= \frac{4}{N^4} \sum_{l,k=1}^m \sum_{i_1, j_1, j_2 \text{ all } \neq} \mathbb{E} \left[Z_{i_1,l} Z_{i_1,k} Z_{j_1,l} Z_{j_2,k} \right], \\ E_3 &= \frac{1}{N^4} \sum_{l,k=1}^m \sum_{i_1, j_1, i_2, j_2 \text{ all } \neq} \mathbb{E} \left[Z_{i_1,l} Z_{i_2,k} Z_{j_1,l} Z_{j_2,k} \right]. \end{aligned}$$

One easily see that $E_2 = E_3 = 0$, since, for all l , the variables $(Z_{i,l})_{1 \leq i \leq N}$ are centered and independent.

Let us now compute and bound E_1 .

$$\begin{aligned} E_1 &= \frac{2}{N^4} \sum_{l,k=1}^m \sum_{1 \leq i_1 \neq j_1 \leq N} \mathbb{E} \left[Z_{i_1,l} Z_{i_1,k} Z_{j_1,l} Z_{j_1,k} \right] \\ &= \frac{2}{N^2} \left(1 - \frac{1}{N} \right) \sum_{l,k=1}^m \mathbb{E} \left[Z_{1,l} Z_{1,k} Z_{2,l} Z_{2,k} \right] \\ &= \frac{2}{N^2} \left(1 - \frac{1}{N} \right) \sum_{l,k=1}^m \left[\mathbb{E} (Z_{1,l} Z_{1,k}) \right]^2 \\ &\leq \frac{2}{N^2} \left(1 - \frac{1}{N} \right) \sum_{l,k=1}^m \mathbb{E} (Z_{1,l}^2) \mathbb{E} (Z_{1,k}^2) \\ &\leq \frac{2}{N^2} \left(1 - \frac{1}{N} \right) \left(\sum_{l=1}^m \mathbb{E} (Z_{1,l}^2) \right)^2 \\ &\leq \frac{2}{N^2} \left(1 - \frac{1}{N} \right) \left(\sum_{l=1}^m v_l \right)^2, \end{aligned}$$

as

$$0 \leq \mathbb{E}(Z_{1,l}^2) = \mathbb{E}((\langle T_1, \phi_l \rangle - e_l)^2) = \mathbb{E}(\langle T_1, \phi_l \rangle^2) - e_l^2 \leq v_l. \quad (20)$$

By assumption (17), the series $(\sum_l v_l)$ is convergent. Thus we proceed as for B_m to get, for sufficiently large $m(N)$ (hence sufficiently large N),

$$E_1 \leq \frac{2}{N^2} \left(1 - \frac{1}{N} \right) (m(N)K)^2,$$

As a consequence, by (19), $E_1 = o\left(\frac{1}{N}\right)$ and we obtain that $\mathbb{E}((U_N K)^2) = o\left(\frac{1}{N}\right)$.

c) Term $P_N L$

By Markov inequality we have

$$\mathbb{P} \left(\sqrt{N} |P_N L' - P_N L| > \epsilon \right) \leq \frac{N}{\epsilon^2} \mathbb{E} \left(|P_N L' - P_N L|^2 \right). \quad (21)$$

Hence, it is sufficient to prove that $N\mathbb{E}\left(|P_N L' - P_N L|^2\right) \rightarrow 0$ when $N \rightarrow +\infty$.
But

$$\begin{aligned} (P_N L' - P_N L)^2 &= \left(\frac{1}{N} \left(1 - \frac{1}{N}\right) \sum_{i=1}^N \sum_{l>m} [W_{i,l} - 2e_l Z_{i,l}] \right)^2 \\ &\leq \left(\frac{1}{N} \sum_{i=1}^N A_{m,i} \right)^2, \end{aligned}$$

where $A_{m,i} := \sum_{l>m} (W_{i,l} - 2e_l Z_{i,l})$. Then

$$N\mathbb{E}\left((P_N L' - P_N L)^2\right) \leq \frac{1}{N} \text{Var}\left(\sum_{i=1}^N A_{m,i}\right) = \text{Var}(A_{m,1}). \quad (22)$$

The last inequalities come from the fact that $(A_{m,i})_{i=1,\dots,N}$ are centered and i.i.d r.v.s. Indeed, since by assumption (17), we can apply Tonelli's theorem to show that $\sum_{l>m} \mathbb{E}(|W_{i,l}|)$ and $\sum_{l>m} \mathbb{E}(|Z_{i,l}|)$ are finite. Hence, by Fubini's theorem and the fact that each variable $W_{i,l} - 2e_l Z_{i,l}$ is centered, we get

$$\mathbb{E}(A_{m,i}) = \mathbb{E}\left(\sum_{l>m} (W_{i,l} - 2e_l Z_{i,l})\right) = \sum_{l>m} \mathbb{E}(W_{i,l} - 2e_l Z_{i,l}) = 0,$$

which proves that $A_{m,i}$ is centered.

It remains now to upper-bound $\text{Var}(A_{m,1})$.

$$\begin{aligned} \text{Var}(A_{m,1}) &= \mathbb{E}\left(\left(\sum_{l>m} (W_{1,l} - 2e_l Z_{1,l})\right)^2\right) \\ &\leq 2\mathbb{E}\left(\left(\sum_{l>m} W_{1,l}\right)^2\right) + 2\mathbb{E}\left(\left(\sum_{l>m} 2e_l Z_{1,l}\right)^2\right). \end{aligned}$$

On one hand, for all sufficiently large m ,

$$\begin{aligned}
\mathbb{E} \left(\left(\sum_{l>m} W_{1,l} \right)^2 \right) &= \mathbb{E} \left(\left(\sum_{l>m} \langle T, \phi_l \rangle^2 - \mathbb{E}(\langle T, \phi_l \rangle^2) \right)^2 \right) \\
&= \mathbb{E} \left(\left(\sum_{l>m} \langle T, \phi_l \rangle^2 \right)^2 \right) - \left(\sum_{l>m} \mathbb{E}(\langle T, \phi_l \rangle^2) \right)^2 \\
&\leq \mathbb{E} \left(\left(\sum_{l>m} \langle T, \phi_l \rangle^2 \right)^2 \right) \\
&= \sum_{l>m, l'>m} \mathbb{E}(\langle T, \phi_l \rangle^2 \langle T, \phi_{l'} \rangle^2) \\
&\leq \sum_{l>m, l'>m} \sqrt{\mathbb{E}(\langle T, \phi_l \rangle^4) \mathbb{E}(\langle T, \phi_{l'} \rangle^4)} \quad (\text{Cauchy-Schwarz}) \\
&= \left(\sum_{l>m} \sqrt{\mathbb{E}(\langle T, \phi_l \rangle^4)} \right)^2 \\
&\leq \sum_{l>m} \mathbb{E}(\langle T, \phi_l \rangle^4) \quad (\text{Jensen's inequality}) \\
&\rightarrow 0 \text{ when } N \rightarrow +\infty, \text{ by (18) and } m(N) \rightarrow +\infty
\end{aligned}$$

and on the other hand,

$$\begin{aligned}
\mathbb{E} \left(\left(\sum_{l>m} e_l Z_{1,l} \right)^2 \right) &\leq \mathbb{E} \left(\sum_{l>m} e_l^2 \sum_{l>m} Z_{1,l}^2 \right) \quad (\text{Cauchy-Schwarz}) \\
&\leq \left(\sum_{l>m} e_l^2 \right) \left(\sum_{l>m} v_l \right) \text{ by (20)} \\
&\leq \left(\sum_{l>m} v_l \right)^2 \quad (\text{because } e_l^2 \leq v_l \text{ by Jensen's inequality}) \\
&\rightarrow 0 \text{ when } N \rightarrow +\infty \text{ by (17)}.
\end{aligned}$$

So $\text{Var}(A_{m,1}) = o(1)$, hence (by (22) and (21)) we have $P_N L - P_N L' = o_{\mathbb{P}} \left(\frac{1}{\sqrt{N}} \right)$. \square

Theorem 6.1. *Suppose that conditions (17), (18) and (19) of Proposition 6.1 are fulfilled. Then we have:*

$$\sqrt{N}(S_{\mathbf{u},m,N} - S^{\mathbf{u}}(f)) \xrightarrow[N \rightarrow \infty]{\mathcal{L}} \mathcal{N}(0, \sigma^2) \quad (23)$$

with σ^2 depending on the moments of $(D_{N,m}(Y), D_{N,m}(Y + Y^{\mathbf{u}}), D_{N,m}(Y - Y^{\mathbf{u}}))$.

Before starting the proof of the theorem we state an auxiliary lemma:

Lemma 6.2. $\sqrt{N} \|\bar{Y} - \bar{Y}^{\mathbf{u}}\|_m^2$ converges to 0 in probability.

Proof. Since

$$\sqrt{N} \|\bar{Y} - \bar{Y}^{\mathbf{u}}\|_m^2 \leq \sqrt{N} \|\bar{Y} - \bar{Y}^{\mathbf{u}}\|^2 = \frac{1}{\sqrt{N}} \left\| \sqrt{N} \left[\frac{1}{N} \sum_{i=1}^N (Y_i - Y_i^{\mathbf{u}}) \right] \right\|^2.$$

We conclude using the central limit theorem for random variables valued in an Hilbert space (see e.g. [9]). \square

Proof. First we note that

$$S_{\mathbf{u},m,N} = \frac{1}{2} \frac{D_{N,m}(Y + Y^{\mathbf{u}}) - D_{N,m}(Y - Y^{\mathbf{u}}) - \|\bar{Y} - \bar{Y}^{\mathbf{u}}\|_m^2}{D_{N,m}(Y) + D_{N,m}(Y^{\mathbf{u}}) + \|\bar{Y} - \bar{Y}^{\mathbf{u}}\|_m^2}.$$

The proof will be decomposed into 3 steps.

- **Step 1** We prove a vectorial central limit theorem (CLT) for

$$(D_{N,m}(Y), D_{N,m}(Y^{\mathbf{u}}), D_{N,m}(Y + Y^{\mathbf{u}}), D_{N,m}(Y - Y^{\mathbf{u}})).$$

The vector

$$\mathbb{V}_N := (D_{N,m}(Y), D_{N,m}(Y^{\mathbf{u}}), D_{N,m}(Y + Y^{\mathbf{u}}), D_{N,m}(Y - Y^{\mathbf{u}}))$$

can be decomposed as in Proposition 6.1 in the following way

$$\mathbb{V}_N - \mathbb{E}(\mathbb{V}_N) = -U_N \mathbb{K} + P_N \mathbb{L}' + (P_N \mathbb{L} - P_N \mathbb{L}') - \mathbb{B}_m \quad (24)$$

where

$$\begin{aligned} U_N \mathbb{K} &:= (U_N K(Y), U_N K(Y^{\mathbf{u}}), U_N K(Y + Y^{\mathbf{u}}), U_N K(Y - Y^{\mathbf{u}})) \\ P_N \mathbb{L} &:= (P_N L(Y), P_N L(Y^{\mathbf{u}}), P_N L(Y + Y^{\mathbf{u}}), P_N L(Y - Y^{\mathbf{u}})) \\ P_N \mathbb{L}' &:= (P_N L'(Y), P_N L'(Y^{\mathbf{u}}), P_N L'(Y + Y^{\mathbf{u}}), P_N L'(Y - Y^{\mathbf{u}})) \\ \mathbb{B}_m &:= (B_m(Y) B_m(Y^{\mathbf{u}}), B_m(Y + Y^{\mathbf{u}}), B_m(Y - Y^{\mathbf{u}})). \end{aligned}$$

By Proposition 6.1 2., it is enough to prove a CLT for $P_N \mathbb{L}'$. This is the case since it is an empirical sum of i.i.d. centered random vectors.

- **Step 2** Using Lemma 6.2 and the Delta method, we derive a CLT for

$$\left(D_{N,m}(Y + Y^{\mathbf{u}}) - D_{N,m}(Y - Y^{\mathbf{u}}) - \|\bar{Y} - \bar{Y}^{\mathbf{u}}\|_m^2, D_{N,m}(Y) + D_{N,m}(Y^{\mathbf{u}}) + \|\bar{Y} - \bar{Y}^{\mathbf{u}}\|_m^2 \right).$$

- **Step 3** We conclude using the Delta method. \square

Acknowledgements This work has been partially supported by the French National Research Agency (ANR) through COSINUS program (project COSTA-BRAVA no ANR-09-COSI-015). The authors are grateful to Hervé Monod and Clémentine Prieur for fruitful discussions.

References

- [1] E Borgonovo. A new uncertainty importance measure. *Reliability Engineering & System Safety*, 92(6):771–784, 2007.
- [2] Katherine Campbell, Michael D McKay, and Brian J Williams. Sensitivity analysis when model outputs are functions. *Reliability Engineering & System Safety*, 91(10):1468–1472, 2006.
- [3] J.-C. Fort, T. Klein, and N. Rachdi. New sensitivity analysis subordinated to a contrast. *ArXiv e-prints*, May 2013.
- [4] J.C. Fort, T. Klein, A. Lagnoux, and B. Laurent. Estimation of the sobol indices in a linear functional multidimensional model. 2012.
- [5] Fabrice Gamboa, Alexandre Janon, Thierry Klein, Agnès Lagnoux-Renaudie, and Clémentine Prieur. Statistical inference for sobol pick freeze monte carlo method. Preprint available at <http://hal.inria.fr/hal-00804668/en>, 2013.
- [6] Alexandre Janon, Thierry Klein, Agnès Lagnoux-Renaudie, Maëlle Nodet, and Clémentine Prieur. Asymptotic normality and efficiency of two sobol index estimators. *To appear in ESAIM P&S*, 2013.
- [7] Matieyendou Lamboni, Hervé Monod, and David Makowski. Multivariate sensitivity analysis to measure global contribution of input factors in dynamic models. *Reliability Engineering & System Safety*, 96(4):450–459, 2011.
- [8] Michel Ledoux. *The concentration of measure phenomenon*, volume 89 of *Mathematical Surveys and Monographs*. American Mathematical Society, Providence, RI, 2001.
- [9] Michel Ledoux and Michel Talagrand. *Probability in Banach Spaces. Isoperimetry and Processes*. Springer, Berlin, A991.
- [10] A. Owen, J. Dick, and S. Chen. Higher order Sobol’ indices. *ArXiv e-prints*, June 2013.
- [11] A. B. Owen. Variance components and generalized Sobol’ indices. *ArXiv e-prints*, May 2012.
- [12] A. Saltelli, M. Ratto, T. Andres, F. Campolongo, J. Cariboni, D. Gatelli, M. Saisana, and S. Tarantola. *Global sensitivity analysis: the primer*. Wiley Online Library, 2008.
- [13] I. M. Sobol. Sensitivity estimates for nonlinear mathematical models. *Math. Modeling Comput. Experiment*, 1(4):407–414 (1995), 1993.
- [14] A. W. van der Vaart. *Asymptotic statistics*, volume 3 of *Cambridge Series in Statistical and Probabilistic Mathematics*. Cambridge University Press, Cambridge, 1998.
- [15] Chonggang Xu and George Zdzislaw Gertner. Reliability of global sensitivity indices. *Journal of Statistical Computation and Simulation*, 81(12):1939–1969, 2011.