

# Contrace: Traceroute Facility for Content-Centric Network

Hitoshi Asaeda, Xun Shao, Thierry Turlatti

► **To cite this version:**

Hitoshi Asaeda, Xun Shao, Thierry Turlatti. Contrace: Traceroute Facility for Content-Centric Network. Internet-Draft, ICN Research Group, draft-asaeda-icnrg-contrace-04. 2017. <hal-01661663>

**HAL Id: hal-01661663**

**<https://hal.inria.fr/hal-01661663>**

Submitted on 12 Dec 2017

**HAL** is a multi-disciplinary open access archive for the deposit and dissemination of scientific research documents, whether they are published or not. The documents may come from teaching and research institutions in France or abroad, or from public or private research centers.

L'archive ouverte pluridisciplinaire **HAL**, est destinée au dépôt et à la diffusion de documents scientifiques de niveau recherche, publiés ou non, émanant des établissements d'enseignement et de recherche français ou étrangers, des laboratoires publics ou privés.

ICN Research Group  
Internet-Draft  
Intended status: Experimental  
Expires: May 1, 2018

H. Asaeda  
X. Shao  
NICT  
T. Turletti  
Inria  
October 28, 2017

Contrace: Traceroute Facility for Content-Centric Network  
draft-asaeda-icnrg-contrace-04

## Abstract

This document describes the traceroute facility for Content-Centric Network (CCN), named "Contrace". Contrace investigates: 1) the routing path information per name prefix, device name, and function/application, 2) the Round-Trip Time (RTT) between content forwarder and consumer, and 3) the states of in-network cache per name prefix. In addition, it discovers a gateway that supports different protocols such as CCN and NDN.

## Status of This Memo

This Internet-Draft is submitted in full conformance with the provisions of [BCP 78](#) and [BCP 79](#).

Internet-Drafts are working documents of the Internet Engineering Task Force (IETF). Note that other groups may also distribute working documents as Internet-Drafts. The list of current Internet-Drafts is at <https://datatracker.ietf.org/drafts/current/>.

Internet-Drafts are draft documents valid for a maximum of six months and may be updated, replaced, or obsoleted by other documents at any time. It is inappropriate to use Internet-Drafts as reference material or to cite them other than as "work in progress."

This Internet-Draft will expire on May 1, 2018.

## Copyright Notice

Copyright (c) 2017 IETF Trust and the persons identified as the document authors. All rights reserved.

This document is subject to [BCP 78](#) and the IETF Trust's Legal Provisions Relating to IETF Documents (<https://trustee.ietf.org/license-info>) in effect on the date of publication of this document. Please review these documents carefully, as they describe your rights and restrictions with respect

to this document. Code Components extracted from this document must include Simplified BSD License text as described in Section 4.e of the Trust Legal Provisions and are provided without warranty as described in the Simplified BSD License.

## Table of Contents

1. Introduction . . . . .	3
2. Terminology . . . . .	6
2.1. Definitions . . . . .	6
3. Contrace Message Formats . . . . .	7
3.1. Request Message . . . . .	8
3.1.1. Request Block . . . . .	10
3.1.2. Report Block . . . . .	13
3.2. Reply Message . . . . .	14
3.2.1. Reply Block . . . . .	16
3.2.1.1. Reply Sub-Block . . . . .	16
4. Contrace User Behavior . . . . .	19
4.1. Sending Contrace Request . . . . .	19
4.1.1. Gateway Discovery . . . . .	19
4.1.2. Routing Path Information . . . . .	20
4.1.3. In-Network Cache Information . . . . .	20
4.2. Receiving Contrace Reply . . . . .	20
5. Router Behavior . . . . .	21
5.1. Receiving Contrace Request . . . . .	21
5.1.1. Request Packet Verification . . . . .	21
5.1.2. Request Normal Processing . . . . .	21
5.2. Forwarding Contrace Request . . . . .	22
5.3. Sending Contrace Reply . . . . .	23
5.4. Forwarding Contrace Reply . . . . .	24
6. Publisher Behavior . . . . .	24
7. Contrace Termination . . . . .	25
7.1. Arriving at Publisher or Gateway . . . . .	25
7.2. Arriving at Router Having Cache . . . . .	25
7.3. No Route . . . . .	25
7.4. No Information . . . . .	25
7.5. No Space . . . . .	25
7.6. Fatal Error . . . . .	25
7.7. Contrace Reply Timeout . . . . .	26
7.8. Non-Supported Node . . . . .	26
7.9. Administratively Prohibited . . . . .	26
8. Configurations . . . . .	26
8.1. Contrace Reply Timeout . . . . .	26
8.2. HopLimit in Fixed Header . . . . .	26
8.3. Access Control . . . . .	26
9. Diagnosis and Analysis . . . . .	27
9.1. Number of Hops . . . . .	27
9.2. Caching Router and Gateway Identification . . . . .	27

9.3.	TTL or Hop Limit . . . . .	27
9.4.	Time Delay . . . . .	27
9.5.	Path Stretch . . . . .	27
9.6.	Cache Hit Probability . . . . .	27
10.	Security Considerations . . . . .	28
10.1.	Policy-Based Information Provisioning for Request . . . . .	28
10.2.	Filtering of Contrace Users Located in Invalid Networks . . . . .	28
10.3.	Topology Discovery . . . . .	29
10.4.	Characteristics of Content . . . . .	29
10.5.	Longer or Shorter Contrace Reply Timeout . . . . .	29
10.6.	Limiting Request Rates . . . . .	29
10.7.	Limiting Reply Rates . . . . .	29
10.8.	Adjacency Verification . . . . .	30
11.	Acknowledgements . . . . .	30
12.	References . . . . .	30
12.1.	Normative References . . . . .	30
12.2.	Informative References . . . . .	30
Appendix A.	Contrace Command and Options . . . . .	31
	Authors' Addresses . . . . .	33

## 1. Introduction

In Content-Centric Network (CCN) or Named-Data Network (NDN), publishers provide content through the network, and receivers retrieve content by name. In this network architecture, routers forward content requests by means of their Forwarding Information Bases (FIBs), which are populated by name-based routing protocols. CCN/NDN also enables receivers to retrieve content from an in-network cache.

In CCN/NDN, while consumers do not generally need to know which content forwarder is transmitting the content to them, operators and developers may want to identify the content forwarder and observe the routing path information per name prefix for troubleshooting or investigating the network conditions.

Traceroute [5] is a useful tool for analyzing the routing conditions in IP networks as it provides intermediate router addresses along the path between source and destination and the Round-Trip Time (RTT) for the path. However, this IP-based network tool cannot trace the name prefix paths used in CCN/NDN. Moreover, given a source-rooted routing path per name prefix, specifying a forwarding source (i.e., router or publisher) for any content is difficult, because we do not always know which branch of the source tree the consumer is on. Additionally, it is not feasible to flood the entire source-rooted tree to find the path from a source to a consumer. Furthermore, such IP-based network tool does not allow the states of the in-network cache to be discovered.

This document describes the specification of "Contrace", an active network measurement tool for investigating the path and caching condition in CCN. Contrace potentially discovers devices and functions/applications in CCN. Contrace is designed based on the work originally published in [4].

Contrace consists of the Contrace user command and the Contrace forwarding function implementation on a content forwarder (e.g., router). The Contrace user (e.g., consumer) invokes the `contrace` command (described in [Appendix A](#)) with the name prefix of the content, the device name, or the function (or application) name. The Contrace command initiates the Contrace "Request" message (described in [Section 3.1](#)). The Request message, for example, obtains routing path and cache information. When an appropriate adjacent neighbor router receives the Request message, it retrieves cache information. If the router is not the content forwarder for the request, it inserts its "Report" block (described in [Section 3.1.2](#)) into the Request message and forwards the Request message to its upstream neighbor router(s) decided by its FIB. These two message types, Contrace Request and Reply messages, are encoded in the CCNx TLV format [1].

In this way, the Contrace Request message is forwarded by routers toward the content publisher, and the Contrace Report record is inserted by each intermediate router. When the Request message reaches the content forwarder (i.e., a router or the publisher who has the specified cache or content), the content forwarder forms the Contrace "Reply" message (described in [Section 3.2](#)) and sends it to the downstream neighbor router. The Reply message is forwarded back toward the Contrace user in a hop-by-hop manner. This request-reply message flow, walking up the tree from a consumer toward a publisher, is inspired by the design of the IP multicast traceroute facility [6].

Contrace supports multipath forwarding. The Request messages can be forwarded to multiple neighbor routers. When the Request messages forwarded to multiple routers, the different Reply messages will be forwarded from different routers or publisher. To support this case, PIT entries initiated by Contrace remain until the defined timeout value is expired.

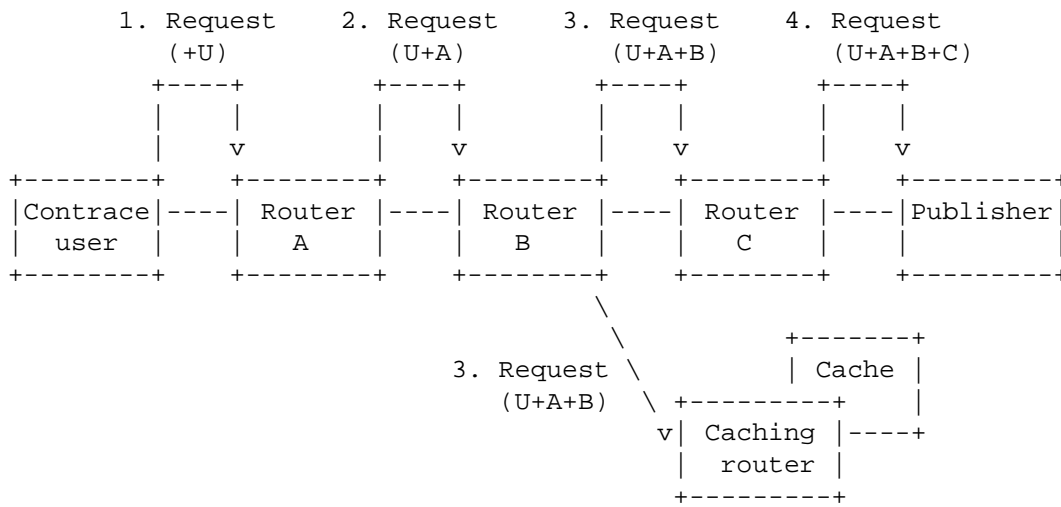


Figure 1: Request messages forwarded by consumer and routers. Contrace user and routers (i.e., Router A,B,C) insert their own Report blocks into the Request message and forward the message toward the content forwarder (i.e., caching router and publisher)

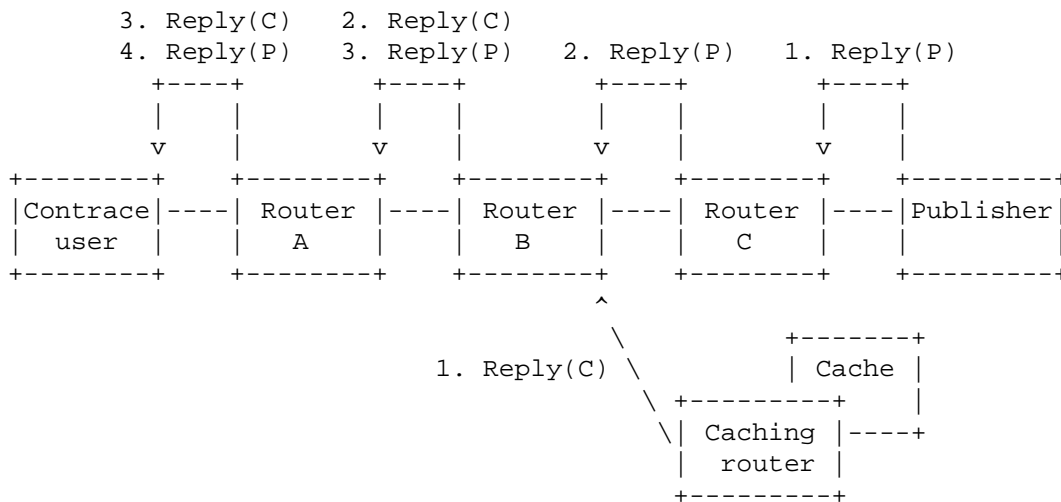


Figure 2: Reply messages forwarded by publisher and routers. Each router forwards the Reply message, and finally the Contrace user receives two Reply messages: one from the publisher and the other from the caching router.

Contrace facilitates the tracing of a routing path and provides: 1) the RTT between content forwarder (i.e., caching router or publisher) and consumer, 2) the states of in-network cache per name prefix, and 3) the routing path information per name prefix.

In addition, Contrace identifies the states of the cache, such as the following metrics for Content Store (CS) in the content forwarder: 1) size of the cached content, 2) number of the cached chunks of the content, 3) number of the accesses (i.e., received Interests) per cache or chunk, and 4) lifetime and expiration time per cache or chunk. The number of received Interests per cache or chunk on the routers indicates the popularity of the content.

Furthermore, Contrace implements policy-based information provisioning that enables administrators to "hide" secure or private information, but does not disrupt the forwarding of messages. This policy-based information provisioning reduces the deployment barrier faced by operators in installing and running Contrace on their routers.

## 2. Terminology

In this document, the key words "MUST", "MUST NOT", "REQUIRED", "SHALL", "SHALL NOT", "SHOULD", "SHOULD NOT", "RECOMMENDED", "MAY", and "OPTIONAL" are to be interpreted as described in [RFC 2119](#) [2], and indicate requirement levels for compliant Contrace implementations.

### 2.1. Definitions

Since Contrace requests flow in the opposite direction to the data flow, we refer to "upstream" and "downstream" with respect to data, unless explicitly specified.

#### Router

It is a router facilitating name-based content/device/function name or characteristic retrieval in the path between consumer and publisher.

#### Scheme name

It indicates a URI and protocol such as "ccnx:/" and "ndn:". This document considers the protocol for name-based content/device/function name or characteristic retrieval.

#### Gateway

It is a router supporting multiple scheme names in the path between consumer and publisher. The router has multiple FIBs for different protocols and establishes the connections with different neighbor routers for each protocol.

#### Node

It is a router, gateway, publisher, or consumer.

**Content forwarder**

It is either a caching router or a publisher that holds the cache (or content) and forwards it to consumers.

**Contrace user**

It is a node that invokes the `contrace` command and initiates the `Contrace Request`.

**Incoming face**

The face on which data is expected to arrive from the specified name prefix.

**Outgoing face**

The face to which data from the publisher or router is expected to transmit for the specified name prefix. It is also the face on which the `Contrace Request` messages are received.

**3. Contrace Message Formats**

Contrace uses two message types: `Request` and `Reply`. Both messages are encoded in the CCNx TLV format ([1], Figure 3). The `Request` message consists of a fixed header, `Request block TLV` Figure 7, and `Report block TLV(s)` Figure 11. The `Reply` message consists of a fixed header, `Request block TLV`, `Report block TLV(s)`, and `Reply block/sub-block TLV(s)` Figure 14.

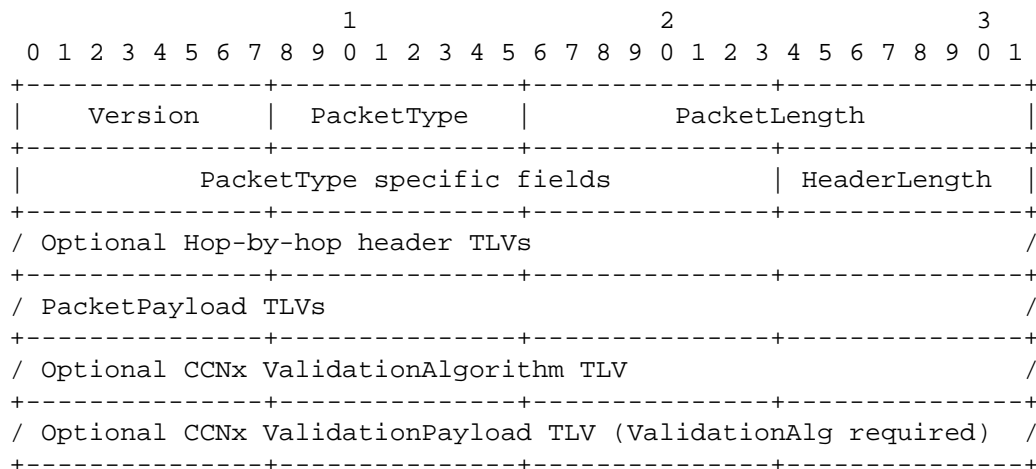


Figure 3: Packet format [1]

The `Request` and `Reply` Type values in the fixed header are `PT_REQUEST` and `PT_REPLY`, respectively (Figure 4). These messages are forwarded in a hop-by-hop manner. When the `Request` message reaches the content forwarder, the content forwarder turns the `Request` message into a



Reply message by changing the Type field value in the fixed header from PT\_REQUEST to PT\_REPLY and forwards back to the node that has initiated the Request message.

Code	Type name
=====	=====
1	PT_INTEREST [1]
2	PT_CONTENT [1]
3	PT_RETURN [1]
4	PT_REQUEST
5	PT_REPLY

Figure 4: Packet Type Namespace

Each Contrace message MUST begin with a fixed header with either a Request or Reply type value to specify whether it is a Request message or Reply message. Following a fixed header, there can be a sequence of optional hop-by-hop header TLV(s) for a Request message. In the case of a Request message, it is followed by a sequence of Report blocks, each from a router on the path toward the publisher or caching router.

At the beginning of PacketPayload TLVs, one top-level TLV type, T\_TRACE (Figure 5), exists at the outermost level of a CCNx protocol message. This TLV indicates that the Name segment TLV(s) and Reply block TLV(s) would follow in the Request or Reply message.

Code	Type name
=====	=====
1	T_INTEREST [1]
2	T_OBJECT [1]
3	T_VALIDATION_ALG [1]
4	T_VALIDATION_PAYLOAD [1]
5	T_PING
6	T_TRACE

Figure 5: Top-Level Type Namespace

### 3.1. Request Message

When a Contrace user initiates a trace request (e.g., by `contrace` command described in [Appendix A](#)), a Contrace Request message is created and forwarded to its upstream router through the Incoming face(s) determined by its FIB.

The Contrace Request message format is as shown in Figure 6. It consists of a fixed header, Request block TLV (Figure 7), Report block TLV(s) (Figure 11), and Name TLV. The Type value of Top-Level

type namespace is T\_TRACE (Figure 5). The Type value for the Report message is PT\_REQUEST.

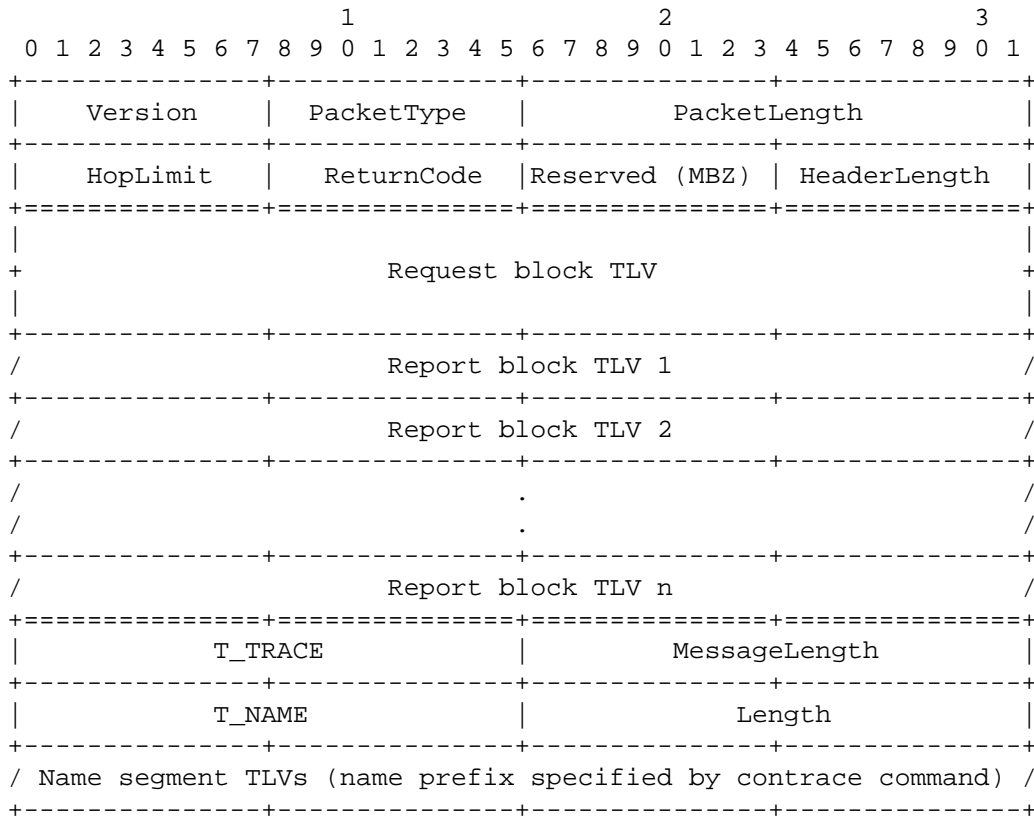


Figure 6: Request message consists of a fixed header, Request block TLV, Report block TLV(s), and Name TLV

HopLimit: 8 bits

HopLimit is a counter that is decremented with each hop. It limits the distance a Request may travel on the network.

ReturnCode: 8 bits

ReturnCode is used for the Reply message. This value is replaced by the content forwarder when the Request message is returned as the Reply message (see Section 3.2). Until then, this field MUST be transmitted as zeros and ignored on receipt.

Value	Name	Description
0x00	NO_ERROR	No error
0x01	WRONG_IF	Contrace Request arrived on an interface to which this router would not forward for the specified name/function toward the publisher.
0x02	INVALID_REQUEST	Invalid Contrace Request is received.
0x03	NO_ROUTE	This router has no route for the name prefix and no way to determine a potential route.
0x04	NO_INFO	This router has no cache information for the specified name prefix, device information, or function.
0x05	NO_SPACE	There was not enough room to insert another Report block in the packet.
0x06	NO_GATEWAY	Contrace Request arrived on a non-gateway router.
0x07	INFO_HIDDEN	Information is hidden from this trace because of some policy.
0x0E	ADMIN_PROHIB	Contrace Request is administratively prohibited.
0x0F	UNKNOWN_REQUEST	This router does not support/recognize the Request message.
0x80	FATAL_ERROR	A fatal error is one where the router may know the upstream router but cannot forward the message to it.

Reserved (MBZ): 8 bits

The reserved fields in the Value field MUST be transmitted as zeros and ignored on receipt.

### 3.1.1. Request Block

When a Contrace user transmits the Request message, it MUST insert the Request block TLV (Figure 7) and the Report block TLV (Figure 11) of its own to the Request message before sending it through the Incoming face(s).

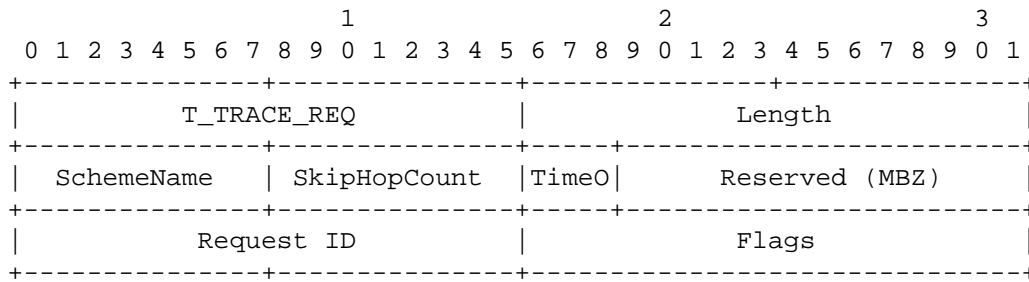


Figure 7: Request block TLV (hop-by-hop header)

Code	Type name
1	T_INTLIFE [1]
2	T_CACHETIME [1]
3	T_MSGHASH [1]
4 - 7	Reserved [1]
8	T_TRACE_REQ
9	T_TRACE_REPORT
%x0FFE	T_PAD [1]
%x0FFF	T_ORG [1]
%x1000-%x1FFF	Reserved [1]

Figure 8: Hop-by-Hop Type Namespace

Type: 16 bits

Format of the Value field. For the single Request block TLV, the type value MUST be T\_TRACE\_REQ. For all the available types for hop-by-hop type namespace, please see Figure 8.

Length: 16 bits

Length of Value field in octets. For the Request block, it MUST be 4 in the current specification.

SchemeName: 8 bits

Currently, the following scheme names are defined.

Code	Scheme name
=====	=====
0	ccnx:/
1	ndn:/
2	cefore:/
%x03-%FF	Not assigned

Figure 9: Scheme Names

SkipHopCount: 8 bits

Number of skipped routers. This value MUST be lower than the value of HopLimit at the fixed header.

TimeO: 3 bits

Timeout value (seconds). This Timeout value means a [Contrace Reply Timeout] value (seconds) requested by the Contrace user later described in [Section 8.1](#). A Contrace user requests routers along the path to keep the PIT entry for the Request until this timeout value expires. Note that, because of some security concern ([Section 10.5](#)), a router along the path may configure the shorter timeout value than this requested timeout value. In that case, the Request may be timed out and the Contrace user may not receive the Reply as expected.

Request ID: 16 bits

This field is used as a unique identifier for this Contrace Request so that duplicate or delayed Reply messages can be detected.

Flags: 16 bits

The trace conditions specified as the `contrace` command options (described in [Appendix A](#)) are transferred in the Flags field. The trace conditions depend on the specified name (i.e., `name_prefix`, `device_name`, or `function_name`) as shown in [Figure 10](#). Note that code `%x01` and `%x02` are exclusive options; that is, only one of them should be turned on at once.

Code	Type name
%x01	Cache retrieval allowing partial match (name_prefix)
%x02	No cache information required (name_prefix)
%x04	Publisher reachability (name_prefix and device_name)
%x08	Force trace. Request to multiple upstream routers simultaneously (name_prefix, device_name, and function_name)
%x16	Discovery of gateway supporting specified scheme name (name_prefix, device_name, and function_name)
%x32	Function's or application's version number retrieval (function_name)
%x64-%x32768	Not assigned

Figure 10: Codes and types specified in Flags field

### 3.1.2. Report Block

A Contrace user and each upstream router along the path would insert its own Report block TLV without changing the Type field of the fixed header of the Request message until one of these routers is ready to send a Reply. In the Report block TLV (Figure 11), the Request Arrival Time and the Node Identifier MUST be inserted.

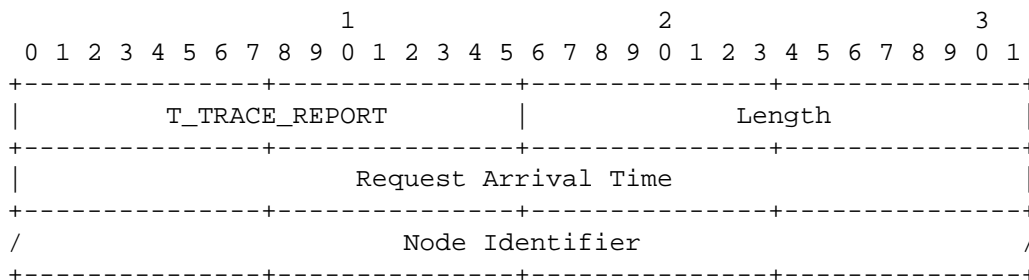


Figure 11: Report block TLV (hop-by-hop header)

Type: 16 bits

Format of the Value field. For the Request block TLV(s), the type value(s) MUST be T\_TRACE\_REPORT.

Length: 16 bits

Length of Value field in octets.

Request Arrival Time: 32 bits

The Request Arrival Time is a 32-bit NTP timestamp specifying the arrival time of the Contrace Request packet at this router. The 32-bit form of an NTP timestamp consists of the middle 32 bits of the full 64-bit form; that is, the low 16 bits of the integer part and the high 16 bits of the fractional part.

The following formula converts from a UNIX timeval to a 32-bit NTP timestamp:

$$\begin{aligned} & \text{request\_arrival\_time} \\ & = ((\text{tv.tv\_sec} + 32384) \ll 16) + ((\text{tv.tv\_nsec} \ll 7) / 1953125) \end{aligned}$$

The constant 32384 is the number of seconds from Jan 1, 1900 to Jan 1, 1970 truncated to 16 bits.  $((\text{tv.tv\_nsec} \ll 7) / 1953125)$  is a reduction of  $((\text{tv.tv\_nsec} / 1000000000) \ll 16)$ .

Note that Contrace does not require all the routers on the path to have synchronized clocks in order to measure one-way latency.

NodeIdentifier: variable length

This field specifies the Contrace user or the router identifier (e.g., IPv4 address) of the Incoming face on which packets from the publisher are expected to arrive, or all-zeros if unknown or unnumbered. Since we may not always rely on the IP addressing architecture, it would be necessary to define the identifier uniqueness (e.g., by specifying the protocol family) for this field. However, defining such uniqueness is out of scope of this document. Potentially, this field may be defined as a new TLV, which might be defined in the document for the CCNx TLV format[1].

### 3.2. Reply Message

When a content forwarder receives a Contrace Request message from the appropriate adjacent neighbor router, it would insert a Reply block TLV and Reply sub-block TLV(s) of its own to the Request message and turn the Request into the Reply by changing the Type field of the fixed header of the Request message from PT\_REQUEST to PT\_REPLY. The Reply message (see Figure 12) would then be forwarded back toward the Contrace user in a hop-by-hop manner.

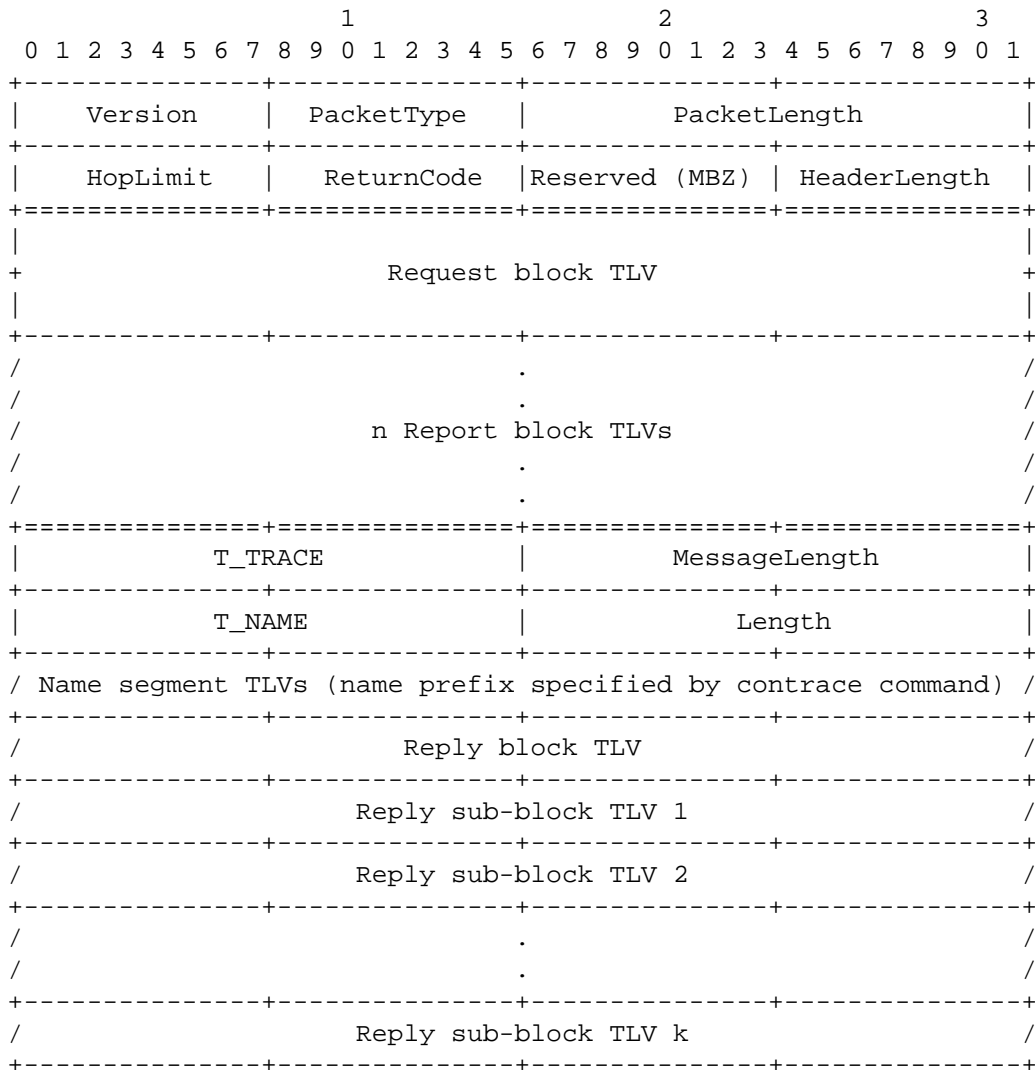


Figure 12: Reply message consists of a fixed header, Request block TLV, Report block TLV(s), Name TLV, and Reply block/sub-block TLV(s)



Code	Type name
0	T_NAME [1]
1	T_PAYLOAD [1]
2	T_KEYIDRESTR [1]
3	T_OBHASHRESTR [1]
5	T_PAYLDTYPE [1]
6	T_EXPIRY [1]
8	T_TRACE_REPLY
9 - 12	Reserved [1]
%x0FFE	T_PAD [1]
%x0FFF	T_ORG [1]
%x1000-%x1FFF	Reserved [1]

Figure 13: CCNx Message Type Namespace

### 3.2.1. Reply Block

The Reply block TLV is an envelope for Reply sub-block TLV(s) (explained in [Section 3.2.1.1](#)).

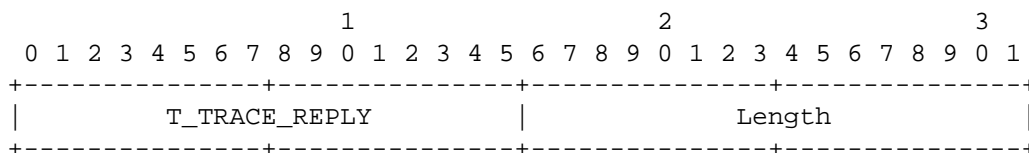


Figure 14: Reply block TLV (packet payload)

Type: 16 bits

Format of the Value field. For the Report block TLV, the type value MUST be T\_TRACE\_REPLY.

Length: 16 bits

Length of Value field in octets. This length is a total length of Reply sub-block(s).

#### 3.2.1.1. Reply Sub-Block

In addition to the Reply block, a router on the traced path will add one or multiple Reply sub-blocks followed by the Reply block before sending the Reply to its neighbor router.

The Reply sub-block is flexible for various purposes. For instance, operators and developers may want to obtain various characteristics of content such as content’s ownership and copyright, or other cache

states and conditions. Various information about device or function (or application) may be also retrieved by the variety of Reply sub-blocks. In this document, Reply sub-block TLVs for T\_TRACE\_CONTENT and T\_TRACE\_CONTENT\_OWNER (Figure 15) and for T\_TRACE\_GATEWAY (Figure 16) are defined; other Reply sub-block TLVs will be defined in separate document(s).

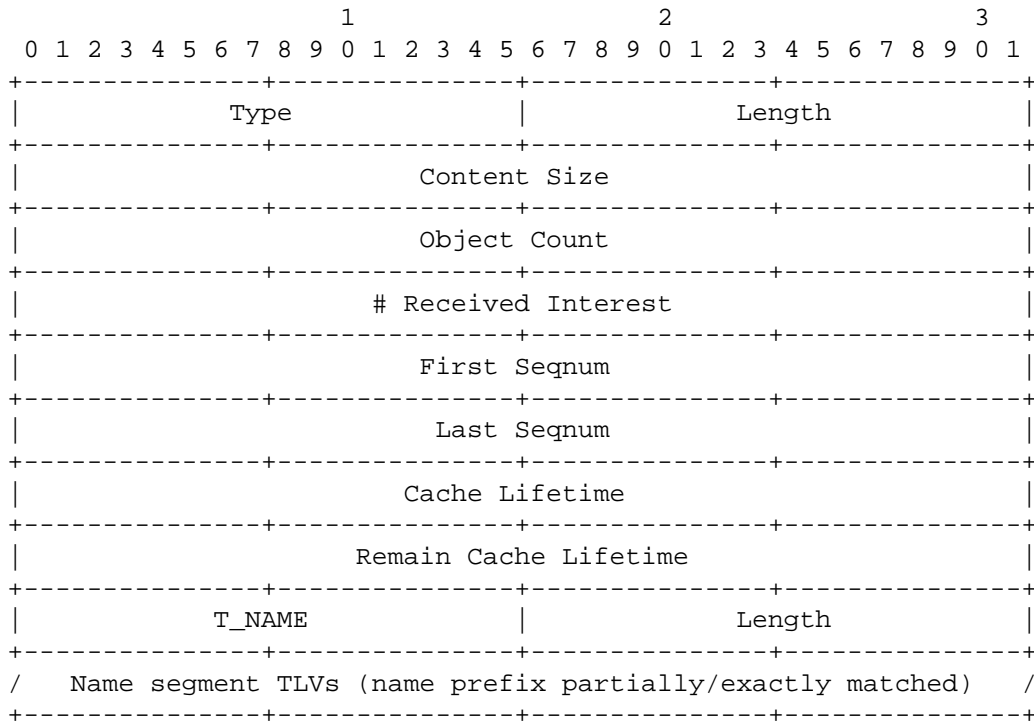


Figure 15: Reply sub-block TLV for T\_TRACE\_CONTENT and T\_TRACE\_CONTENT\_OWNER (packet payload)

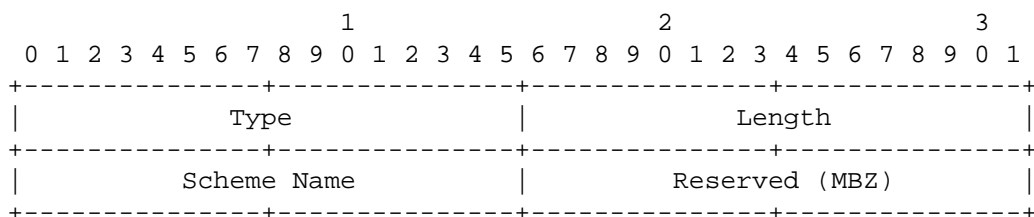


Figure 16: Reply sub-block TLV for T\_TRACE\_GATEWAY (packet payload)

Code	Type name
=====	=====
0	T_TRACE_CONTENT
1	T_TRACE_CONTENT_OWNER
2	T_TRACE_GATEWAY
3	T_TRACE_DEVICE
4	T_TRACE_FUNCTION
%x0FFF	T_ORG
%x1000-%x1FFF	Reserved (Experimental Use)

Figure 17: Contrace Reply Type Namespace

Type: 16 bits

Format of the Value field. For the Reply sub-block TLV, the type value MUST be one of the type value defined in the Contrace Reply Type Namespace (Figure 17). T\_TRACE\_CONTENT is specified when the cache information is replied from a caching router. T\_TRACE\_CONTENT\_OWNER is specified when the content information is replied from a publisher. T\_TRACE\_GATEWAY is used to discover a gateway that has a FIB for the specified scheme name.

Length: 16 bits

Length of Value field in octets.

Scheme Name: 8 bits

The code of the scheme name defined in Figure 9.

Content Size: 32 bits

The total size (MB) of the (cached) content objects. Note that the maximum size expressed by 32 bit field is 65 GB.

Object Count: 32 bits

The number of the (cached) content objects.

# Received Interest: 32 bits

The number of the received Interest messages to retrieve the content.

First Seqnum: 32 bits

The first sequential number of the (cached) content objects.

Last Seqnum: 32 bits

The last sequential number of the (cached) content objects. Above First Seqnum and this Last Seqnum do not guarantee the consecutiveness of the cached content objects.

Cache Lifetime: 32 bits

The elapsed time after the oldest content object in the cache is stored. The Cache Lifetime is a 32-bit NTP timestamp, and the formula converts from a UNIX timeval to a 32-bit NTP timestamp is same as that of [Section 3.1.2](#).

Remain Cache Lifetime: 32 bits

The lifetime of a content object, which is removed first among the cached content objects. The Remain Cache Lifetime is a 32-bit NTP timestamp.

## 4. Contrace User Behavior

### 4.1. Sending Contrace Request

A Contrace user initiates a Contrace Request by sending the Request message to the adjacent neighbor router(s) of interest. As a typical example, a Contrace user invokes the `contrace` command (detailed in [Appendix A](#)) that forms a Request message and sends it to the user's adjacent neighbor router(s).

When the Contrace user's program initiates a Request message, it MUST insert the necessary values, the "Request ID" (in the Request block) and the "Node Identifier" (in the Report block), in the Request and Report blocks. Contrace user's program MUST also record the Request ID at the corresponding PIT entry. The Request ID is a unique identifier for the Contrace Request.

After the Contrace user's program sends the Request message, until the Reply times out, the Contrace user's program MUST keep the following information; Request ID and Flags specified in the Request block, Node Identifier and Request Arrival Time specified in the Report block, and HopLimit specified in the fixed header.

#### 4.1.1. Gateway Discovery

A Contrace Request can be used for gateway discovery; if a Contrace user invokes a Contrace Request with a scheme name (e.g., `ccnx:/` or `ndn:/`) and the "gateway discovery" flag value (i.e., "%x16" bit as seen in Figure 10), s/he could potentially discover a gateway that

supports different protocols such as CCN and NDN. The Contrace Request for gateway discovery only indicates the routing path information (see [Section 4.1.2](#)) and the scheme name whether the router is a gateway or not; it does not provide other information, e.g., cache information.

#### 4.1.2. Routing Path Information

A Contrace user can send a Contrace Request for investigating routing path information for the specified named content. By the Request, the legitimate user can obtain; 1) identifiers (e.g., IP addresses) of intermediate routers, 2) identifier of content forwarder, 3) number of hops between content forwarder and consumer, and 4) RTT between content forwarder and consumer, per name prefix. This Contrace Request is terminated when it reaches the content forwarder. The `contrace` command enables user to obtain both the routing path information and in-network cache information (see below) in a same time.

#### 4.1.3. In-Network Cache Information

A Contrace user can send a Contrace Request for investigating in-network cache information. By this Request, the legitimate user can obtain; 1) size of the cached content, 2) number of the cached chunks of the content, 3) number of the accesses (i.e., received Interests) per cache or chunk, and 4) lifetime and expiration time per cache or chunk, for Content Store (CS) in the content forwarder. This Contrace Request is terminated when it reaches the content forwarder.

#### 4.2. Receiving Contrace Reply

A Contrace user's program will receive one or multiple Contrace Reply messages from the adjacent neighbor router that has previously received and forwarded the Request message(s). When the program receives the Reply, it MUST compare the kept Request ID and the Request ID noted in the Reply. If they do not match, the Reply message SHOULD be silently discarded.

If the number of the Report blocks in the received Reply is more than the initial HopLimit value (which was inserted in the original Request) + 1, the Reply SHOULD be silently ignored.

After the Contrace user has determined that s/he has traced the whole path or as much as s/he can expect to, s/he might collect statistics by waiting a timeout. Useful statistics provided by Contrace can be seen in [Section 9](#).

## 5. Router Behavior

### 5.1. Receiving Contrace Request

#### 5.1.1. Request Packet Verification

Upon receiving a Contrace Request message, a router MUST examine whether the message comes from a valid adjacent neighbor node. If it is invalid, the Request MUST be silently ignored. The router next examines the value of the "HopLimit" in the fixed header and the value of the "SkipHopCount" in the Request block (Figure 7). If SkipHopCount value is equal or more than the HopLimit value, the Request MUST be silently ignored.

#### 5.1.2. Request Normal Processing

When a router receives a Contrace Request message, it performs the following steps.

1. HopLimit and SkipHopCount are counters that are decremented with each hop. The router terminates the Contrace Request when the HopLimit value becomes zero. Until the SkipHopCount value becomes zero, the router forwards the Contrace Request messages to the upstream router(s) (if it knows) without adding its own Report block and without replying the Request. If the router does not know the upstream router(s), without depending on the SkipHopCount value, it replies the Contrace Reply message with NO\_ROUTE return code.
2. The router examines the Flags field of the Request block of received Contrace Request. If the flag value indicates "%x00" or "%x01" bit (as seen in Figure 10) for "cache information discovery", the router examines its FIB and CS. If the router caches the specified content, it inserts own Report block to the message and sends the Reply message with own Reply block and sub-block. If the router does not cache the specified content but knows the neighbor router(s) for the specified name prefix, it inserts own Report block and forwards the Request to the upstream neighbor(s). If the router does not cache the specified content and does not know the upstream neighbor router(s) for the specified name prefix, it replies the Contrace Reply message with NO\_ROUTE return code.
3. If the flag value indicates "%x02" bit for "routing path information discovery", the router examines its FIB and CS. If the router caches the specified content, it inserts own Report block to the message and sends the Reply message with own Reply block. The router does not insert any Reply sub-block here. If

the router does not cache the specified content but knows the neighbor router(s) for the specified name prefix, it inserts own Report block and forwards the Request to the upstream neighbor(s). If the router does not cache the specified content and does not know the upstream neighbor router(s) for the specified name prefix, it replies the Contrace Reply message with NO\_ROUTE return code.

4. If the flag value indicates "%x04" bit for "publisher discovery", the node receiving the Request message examines whether it owns the requested content as the publisher. If it is the publisher, it sends the Reply message with own Report block and sub-block. If the node is not the publisher but know the upstream neighbor router(s) for the specified name prefix, it adds the own Report block and forwards the Request to the neighbor(s). If the node is not the publisher and does not know the upstream neighbor router(s) for the specified name prefix, it replies the Contrace Reply message with NO\_ROUTE return code.
5. When a router receives a Contrace Request in which the "gateway discovery" flag (i.e., "%x16") is set in the Flags field and a scheme name is specified, the router examines whether it has the FIB for the specified scheme name and the connections with the neighbor router(s) for the scheme protocol. If the router is the gateway, it sends the Reply message back toward the Contrace user. If the router does not have the FIB for the specified scheme name or does not connect to any neighbor router for the specified scheme name, the router returns the Reply with NO\_GATEWAY return code.

## 5.2. Forwarding Contrace Request

When a router decides to forward a Request message with its Report block to its upstream router(s), it specifies the Request Arrival Time and Node Identifier in the Report block of the Request message. The router then forwards the Request message upstream toward the publisher or caching router based on the FIB entry.

When the router forwards the Request message, it MUST record the Request ID at the corresponding PIT entry. The router can later decide the PIT entry to correctly forward back the Reply message even if it receives multiple Reply messages within the same timeout period. (See below.)

Contrace supports multipath forwarding. The Request messages can be forwarded to multiple neighbor routers. Some router may have strategy for multipath forwarding; when it sends Interest messages to multiple neighbor routers, it may delay or prioritize to send the

message to the upstream routers. The Contrace Request, as the default, complies with such strategy; a Contrace user could trace the actual forwarding path based on the strategy. On the other hand, there may be the case that a Contrace user wants to discover all potential forwarding paths based on routers' FIBs. If a Contrace user invokes a Contrace Request with the force flag value (i.e., "%x08" bit as seen in Figure 10), the forwarding strategy will be ignored and the router sends Requests to multiple upstream routers simultaneously, and the Contrace user could trace the all potential forwarding paths.

When the Request messages forwarded to multiple routers, the different Reply messages will be forwarded from different routers or publisher. To support this case, PIT entries initiated by Contrace remain until the configured Contrace Reply Timeout ([Section 8.1](#)) passes. In other words, unlike the ordinary Interest-Data communications in CCN, the router SHOULD NOT remove the PIT entry created by the Contrace Request before the timeout value expires, even if the router receives the Contrace Reply.

Contrace Requests SHOULD NOT result in PIT aggregation in routers during the Request message transmission.

### 5.3. Sending Contrace Reply

When a router decides to send a Reply message to its downstream neighbor router or the Contrace user with NO\_ERROR return code, it inserts a Report block having the Request Arrival Time and Node Identifier to the hop-by-hop TLV header of the Request message. And then the router inserts the corresponding Reply block and Reply sub-block to the payload. The router does not insert any Reply block/sub-block if there is an error. The router finally changes the Type field in the fixed header from PT\_REQUEST to PT\_REPLY and forwards the message back as the Reply toward the Contrace user in a hop-by-hop manner.

When a router decides to send the Reply message for the Request for the cache or routing path information discovery, it forms the Reply message including a Reply block and a Reply sub-block with the T\_TRACE\_CONTENT type value (Figure 15) and various cache information. After the router puts the NO\_ERROR return code in the fixed header, it sends the Reply back toward the Contrace user.

When a router decides to send the Reply message for the Request for the publisher discovery, it forms the Reply message including a Reply block and a Reply sub-block with the T\_TRACE\_CONTENT\_OWNER type value (Figure 15) and various cache information. After the router puts the



NO\_ERROR return code in the fixed header, it sends the Reply back toward the Contrace user.

When a router decides to send the Reply message for the Request for the gateway discovery, it forms the Reply message including a Reply block and a Reply sub-block with the T\_TRACE\_GATEWAY type value (Figure 16) and the scheme name (Figure 9). After the router puts the NO\_ERROR return code in the fixed header, it sends the Reply back toward the Contrace user.

If a router cannot continue the Request, it MUST put an appropriate ReturnCode in the Request message, change the Type field value in the fixed header from PT\_REQUEST to PT\_REPLY, and forward the Reply message back toward the Contrace user, to terminate the request. See [Section 7](#).

#### 5.4. Forwarding Contrace Reply

When a router receives a Contrace Reply whose Request ID matches the one in the original Contrace Request block TLV from a valid adjacent neighbor node, it MUST relay the Contrace Reply back to the Contrace user. If the router does not receive the corresponding Reply within the [Contrace Reply Timeout] period, then it removes the corresponding PIT entry and terminates the trace.

Contrace Replies MUST NOT be cached in routers upon the Reply message transmission.

#### 6. Publisher Behavior

Upon receiving a Contrace Request message, a publisher MUST examine whether the message comes from a valid adjacent neighbor node. If it is invalid, the Request SHOULD be silently ignored.

If a publisher cannot accept the Request, it will note an appropriate ReturnCode in the Request message, change the Type field value in the fixed header from PT\_REQUEST to PT\_REPLY, and forward the message as the Reply back to the Contrace user. See [Section 7](#) for details.

If a publisher accepts the Request forwarded by a valid adjacent neighbor node, it retrieves the local content information. The Reply message having a Reply block and Reply sub-block is transmitted back to the neighbor node that had forwarded the Request message.

## 7. Contrace Termination

When performing an expanding hop-by-hop trace, it is necessary to determine when to stop expanding. There are several cases an intermediate router might return a Reply before a Request reaches the caching router or the publisher.

### 7.1. Arriving at Publisher or Gateway

A Contrace Request can be determined to have arrived at the publisher or gateway.

### 7.2. Arriving at Router Having Cache

A Contrace Request can be determined to have arrived at the router having the specified content cache within the specified HopLimit.

### 7.3. No Route

If the router cannot determine the routing paths or neighbor routers for the specified name prefix, device name, or function within the specified HopLimit, the router MUST note a ReturnCode of NO\_ROUTE in the fixed header of the message, and forwards the message as the Reply back to the Contrace user.

### 7.4. No Information

If the router does not have any information about the specified name prefix, device name, or function within the specified HopLimit, the router MUST note a ReturnCode of NO\_INFO in the fixed header of the message, and forwards the message as the Reply back to the Contrace user.

### 7.5. No Space

If appending the Report block would make the Contrace Request packet longer than the MTU of the Incoming face, or longer than 1280 bytes (especially in the situation supporting IPv6 as the payload [3]), the router MUST note a ReturnCode of NO\_SPACE in the fixed header of the message, and forwards the message as the Reply back to the Contrace user.

### 7.6. Fatal Error

A Contrace Request has encountered a fatal error if the last ReturnCode in the trace has the 0x80 bit set (see [Section 3.1](#)).

### 7.7. Contrace Reply Timeout

If a Contrace user or a router encounters the Request or Reply message whose expires its own [Contrace Reply Timeout] value ([Section 8.1](#)), which is used to time out a Contrace Reply such as the case of [Section 7.8](#).

### 7.8. Non-Supported Node

Cases will arise in which a router or a publisher along the path does not support Contrace. In such cases, a Contrace user and routers that forward the Contrace Request will time out the Contrace request.

### 7.9. Administratively Prohibited

If Contrace is administratively prohibited, a router or a publisher rejects the Request message, and the router or the publisher, or its downstream router will reply the Contrace Reply with the ReturnCode of ADMIN\_PROHIB.

## 8. Configurations

### 8.1. Contrace Reply Timeout

The [Contrace Reply Timeout] value is used to time out a Contrace Reply. Both Contrace users and routers can configure their own Contrace Reply Timeout values. Contrace users, for example, can configure the timeout value by the `contrace` command. The default [Contrace Reply Timeout] value is 4 (seconds). Routers may want to configure the short timeout values because of some security concern, e.g., [Section 10.5](#). However, the [Contrace Reply Timeout] value SHOULD NOT be larger than 6 (seconds) and SHOULD NOT be lower than 3 (seconds).

### 8.2. HopLimit in Fixed Header

If a Contrace user does not specify the HopLimit value in a fixed header for a Request message as the HopLimit, the HopLimit is set to 32. Note that a Contrace user specifies 0 as the HopLimit, it is an invalid Request and discarded.

### 8.3. Access Control

A router MAY configure the valid or invalid networks to enable an access control. The access control can be defined per name prefix, such as "who can retrieve which name prefix". See [Section 10.2](#).

## 9. Diagnosis and Analysis

### 9.1. Number of Hops

A Contrace Request message is forwarded in a hop-by-hop manner and each forwarding router appended its own Report block. We can then verify the number of hops to reach the content forwarder or the publisher.

### 9.2. Caching Router and Gateway Identification

It is possible to identify the caching routers or a gateway in the path from the Contrace user to the content forwarder, while some routers may hide their identifier (with all-zeros) in the Report blocks ([Section 10.1](#)).

### 9.3. TTL or Hop Limit

By taking the HopLimit from the content forwarder and forwarding TTL threshold over all hops, it is possible to discover the TTL or hop limit required for the content forwarder to reach the Contrace user.

### 9.4. Time Delay

If the routers have synchronized clocks, it is possible to estimate propagation and queuing delay from the differences between the timestamps at successive hops. However, this delay includes control processing overhead, so is not necessarily indicative of the delay that data traffic would experience.

### 9.5. Path Stretch

By getting the path stretch " $d / P$ ", where " $d$ " is the hop count of the data and " $P$ " is the hop count from the consumer to the publisher, we can measure the improvement in path stretch in various cases, such as different caching and routing algorithms. We can then facilitate investigation of the performance of the protocol.

### 9.6. Cache Hit Probability

Contrace can show the number of received interests per cache or chunk on a router. By this, Contrace measures the content popularity (i.e., the number of accesses for each content/cache), and you can investigate the routing/caching strategy in networks.

## 10. Security Considerations

This section addresses some of the security considerations.

### 10.1. Policy-Based Information Provisioning for Request

Although Contrace gives excellent troubleshooting cues, some network administrators or operators may not want to disclose everything about their network to the public, or may wish to securely transmit private information to specific members of their networks. Contrace provides policy-based information provisioning allowing network administrators to specify their response policy for each router.

The access policy regarding "who is allowed to retrieve" and/or "what kind of information" can be defined for each router. For the former access policy, routers having the specified content can examine the signature enclosed in the Request message and decide whether they should notify the content information in the Reply or not. If the routers decide to not notify the content information, they reply the Contrace Reply with the ReturnCode of ADMIN\_PROHIB without appending any Reply (sub-)block TLV. For the latter policy, the permission, whether (1) All (all cache information is disclosed), (2) Partial (cache information with the particular name prefix can (or cannot) be disclosed), or (3) Deny (no cache information is disclosed), is defined at routers.

On the other hand, we entail that each router does not disrupt forwarding Contrace Request and Reply messages. When a Request message is received, the router SHOULD insert Report block. Here, according to the policy configuration, the Node Identifier field in the Report block MAY be null (i.e., all-zeros), but the Request Arrival Time field SHOULD NOT be null. At last, the router SHOULD forward the Request message to the upstream router toward the content forwarder if no fatal error occurs.

### 10.2. Filtering of Contrace Users Located in Invalid Networks

A router MAY support an access control mechanism to filter out Requests from invalid Contrace users. For it, invalid networks (or domains) could, for example, be configured via a list of allowed/disallowed networks (as seen in [Section 8.3](#)). If a Request is received from the disallowed network (according to the Node Identifier in the Request block), the Request SHOULD NOT be processed and the Reply with the ReturnCode of INFO\_HIDDEN may be used to note that. The router MAY, however, perform rate limited logging of such events.

### 10.3. Topology Discovery

Contrace can be used to discover actively-used topologies. If a network topology is a secret, Contrace Requests may be restricted at the border of the domain, using the ADMIN\_PROHIB return code.

### 10.4. Characteristics of Content

Contrace can be used to discover what publishers are sending to what kinds of contents. If this information is a secret, Contrace Requests may be restricted at the border of the domain, using the ADMIN\_PROHIB return code.

### 10.5. Longer or Shorter Contrace Reply Timeout

Routers can configure the Contrace Reply Timeout ([Section 8.1](#)), which is the allowable timeout value to keep the PIT entry. If routers configure the longer timeout value, there may be an attractive attack vector against PIT memory. Moreover, especially when the force option ([Section 5.2](#)) is specified for the Contrace Request, a number of Reply messages may come back and cause a response storm. (See [Section 10.7](#) for rate limiting to avoid the storm). In order to avoid DoS attacks, routers may configure the shorter timeout value than the user-configured Contrace timeout value. However, if it is too short, the Request may be timed out and the Contrace user does not receive the all Replies and only retrieves the partial path information (i.e., information about part of the tree).

There may be the way to allow for incremental exploration (i.e., to explore the part of the tree the previous operation did not explore), whereas discussing such mechanism is out of scope of this document.

### 10.6. Limiting Request Rates

A router may limit Contrace Requests by ignoring some of the consecutive messages. The router MAY randomly ignore the received messages to minimize the processing overhead, i.e., to keep fairness in processing requests, or prevent traffic amplification. No error is returned. The rate limit is left to the router's implementation.

### 10.7. Limiting Reply Rates

Contrace supporting multipath forwarding may result in one Request returning multiple Reply messages. In order to prevent abuse, the routers in the traced path MAY need to rate-limit the Replies. No error is returned. The rate limit function is left to the router's implementation.

## 10.8. Adjacency Verification

Contrace Request and Reply messages MUST be forwarded by adjacent neighbor nodes or routers. Forwarding Contrace messages given from non-adjacent neighbor nodes/routers MUST be prohibited. Such invalid messages SHOULD be silently discarded. Note that defining the secure way to verify the adjacency cannot rely on the way specified in CCNx message format or semantics. An adjacency verification mechanism and the corresponding TLV for adjacency verification using hop-by-hop TLV header will be defined in a separate document.

## 11. Acknowledgements

The authors would like to thank Spyridon Mastorakis, Ilya Moiseenko, and David Oran for their valuable comments and suggestions on this document.

## 12. References

### 12.1. Normative References

- [1] Mosko, M., Solis, I., and C. Wood, "CCNx Messages in TLV Format", [draft-irtf-icnrg-ccnxmessages-04](#) (work in progress), March 2017.
- [2] Bradner, S., "Key words for use in RFCs to indicate requirement levels", [RFC 2119](#), March 1997.
- [3] Deering, S. and R. Hinden, "Internet Protocol, Version 6 (IPv6) Specification", [RFC 2460](#), December 1998.

### 12.2. Informative References

- [4] Asaeda, H., Matsuzono, K., and T. Turlletti, "Contrace: A Tool for Measuring and Tracing Content-Centric Networks", *IEEE Communications Magazine*, Vol.53, No.3, pp.182-188, March 2015.
- [5] Malkin, G., "Traceroute Using an IP Option", [RFC 1393](#), January 1993.
- [6] Asaeda, H., Mayer, K., and W. Lee, "Mtrace Version 2: Traceroute Facility for IP Multicast", [draft-ietf-mboned-mtrace-v2-17](#) (work in progress), March 2017.

## Appendix A. Contrace Command and Options

The `contrace` command enables the Contrace user to investigate the routing path based on the name prefix of the content (e.g., `ccnx:/news/today`), device name, and function (or application) name. The name prefix, device name, and function name (or application name) are mandatory but exclusive options; that is, only one of them should be used with the `contrace` command at once.

The usage of `contrace` command is as follows:

```
Usage: contrace [-P] [-g] [-f] [-n] [-o] [-r hop_count] [-s hop_count] [-w wait_time] name_prefix; or,
```

```
Usage: contrace [-r hop_count] [-s hop_count] [-w wait_time] device_name | function_name (or application_name)
```

### `name_prefix`

Name prefix of the content (e.g., `ccnx:/news/today`) the Contrace user wants to trace. If the Contrace user specifies only a scheme name, e.g., `"ccnx:/"`, s/he must specify `"-g"` option (i.e., `contrace -g ccnx:/`). In that case, the Contrace user discovers the router having the FIB of the specified scheme name and the RTT between Contrace user and the router. The `"-P"` option allows a partial match for the name prefix; otherwise, an exact match is required.

### `device_name`

Device name (e.g., `ccnx:/%device/server-A`, `ccnx:/%device/sensor-123`) the Contrace user wants to trace. Here, we assume the `contrace` command with the `"%device"` prefix indicates the trace request for specified device/server/node, but defining the syntax of device name specification is [TBD].

### `function_name (or application_name)`

Function name (e.g., `ccnx:/%function/firewall`, `ccnx:/%function/transcoding/mpeg2-h.264`) or application name (e.g., `ccnx:/%application/mplayer`) the Contrace user wants to trace. Here, we assume the `contrace` command with the `"%function"` or `"%application"` prefix indicates the trace request for specified function or application, but defining the syntax of function or application name specification is [TBD].

### `g` option

This option enables to discover a gateway that supports specified scheme name and has multiple FIBs. When a Contrace user specifies only a scheme name, e.g., `"ccnx:/"`, this option must be specified and other content name prefix is ignored.



**f option**

This option enables to ignore the forwarding strategy and send Contrace Requests to multiple upstream routers simultaneously. The Contrace user could then trace the all potential forwarding paths.

**n option**

This option can be specified if a Contrace user only needs the routing path information to the specified content/cache and RTT between Contrace user and content forwarder (i.e., cache information is not given).

**o option**

This option enables to trace the path to the content publisher. If this option is specified, each router along the path to the publisher only forwards the Request message; it inserts each Report block but does not send Reply even if it caches the specified content. The publisher (who has the complete set of content and is not a caching router) replies the Reply message. Specifying only a scheme name is not allowed with this option.

**r option**

Number of traced routers. If the Contrace user specifies this option, only the specified number of hops from the Contrace user trace the Request; each router inserts its own Report block and forwards the Request message to the upstream router(s), and the last router stops the trace and sends the Reply message back to the Contrace user. This value is set in the "HopLimit" field located in the fixed header of the Request. For example, when the Contrace user invokes the Contrace command with this option such as "-r 3", only three routers along the path examine their path and cache information. If there is a caching router within the hop count along the path, the caching router sends back the Reply message and terminates the trace request. If the last router does not have the corresponding cache, it replies the Reply message with NO\_INFO return code (described in [Section 3.1](#)) with no Reply block TLV inserted. The Request messages are terminated at publishers; therefore, although the maximum value for this option a Contrace user can specify is 255, the Request messages should be in general reached at the publisher within significantly lower than 255 hops.

**s option**

Number of skipped routers. If the Contrace user specifies this option, the number of hops from the Contrace user simply forward the Contrace Request messages without adding its own Report block and without replying the Request, and the next upstream router starts the trace. This value is set in the "SkipHopCount" field

located in the Request block TLV. For example, when the Contrace user invokes the Contrace command with this option such as "--s 3", the three upstream routers along the path only forwards the Request message, but does not append their Report blocks in the hop-by-hop headers and does not send the Reply messages even though they have the corresponding cache. The Request messages are terminated at publishers; therefore, although the maximum value for this option a Contrace user can specify is 255, if the Request messages reaches the publisher, the publisher silently discards the Request message and the request will be timed out.

#### w option

This option defines the Contrace timeout value (in seconds) that the Contrace user will wait for the Reply. After the timeout, the Contrace user terminates the Request and silently discards the Reply message even if s/he receives the Reply. Note that routers along the path can configure the Contrace Reply Timeout [Section 8.1](#), which is the allowable timeout value to keep the PIT entry. In order to avoid DoS attacks [Section 10](#), routers MAY configure the shorter timeout value than the user-configured Contrace timeout value. If it is shorter, the Request may be timed out and the Contrace user may not receive the Reply as expected.

#### Authors' Addresses

Hitoshi Asaeda  
National Institute of Information and Communications Technology  
4-2-1 Nukui-Kitamachi  
Koganei, Tokyo 184-8795  
Japan

Email: asaeda@nict.go.jp

Xun Shao  
National Institute of Information and Communications Technology  
4-2-1 Nukui-Kitamachi  
Koganei, Tokyo 184-8795  
Japan

Email: x-shao@nict.go.jp

Thierry Turletti  
Inria  
2004 Route des Lucioles  
Sophia Antipolis 06902  
France

Email: [thierry.turletti@inria.fr](mailto:thierry.turletti@inria.fr)