



Recurrent Kernel Networks

Dexiong Chen, Laurent Jacob, Julien Mairal

► **To cite this version:**

Dexiong Chen, Laurent Jacob, Julien Mairal. Recurrent Kernel Networks. NeurIPS 2019 - Thirty-third Conference on Neural Information Processing Systems, Dec 2019, Vancouver, Canada. hal-02151135v2

HAL Id: hal-02151135

<https://hal.inria.fr/hal-02151135v2>

Submitted on 17 Oct 2019

HAL is a multi-disciplinary open access archive for the deposit and dissemination of scientific research documents, whether they are published or not. The documents may come from teaching and research institutions in France or abroad, or from public or private research centers.

L'archive ouverte pluridisciplinaire **HAL**, est destinée au dépôt et à la diffusion de documents scientifiques de niveau recherche, publiés ou non, émanant des établissements d'enseignement et de recherche français ou étrangers, des laboratoires publics ou privés.

Recurrent Kernel Networks

Dexiong Chen
Inria*
dexiong.chen@inria.fr

Laurent Jacob
CNRS†
laurent.jacob@univ-lyon1.fr

Julien Mairal
Inria*
julien.mairal@inria.fr

Abstract

Substring kernels are classical tools for representing biological sequences or text. However, when large amounts of annotated data are available, models that allow end-to-end training such as neural networks are often preferred. Links between recurrent neural networks (RNNs) and substring kernels have recently been drawn, by formally showing that RNNs with specific activation functions were points in a reproducing kernel Hilbert space (RKHS). In this paper, we revisit this link by generalizing convolutional kernel networks—originally related to a relaxation of the mismatch kernel—to model gaps in sequences. It results in a new type of recurrent neural network which can be trained end-to-end with backpropagation, or without supervision by using kernel approximation techniques. We experimentally show that our approach is well suited to biological sequences, where it outperforms existing methods for protein classification tasks.

1 Introduction

Learning from biological sequences is important for a variety of scientific fields such as evolution [8] or human health [16]. In order to use classical statistical models, a first step is often to map sequences to vectors of fixed size, while retaining relevant features for the considered learning task. For a long time, such features have been extracted from sequence alignment, either against a reference or between each others [3]. The resulting features are appropriate for sequences that are similar enough, but they become ill-defined when sequences are not suited to alignment. This includes important cases such as microbial genomes, distant species, or human diseases, and calls for alternative representations [7].

String kernels provide generic representations for biological sequences, most of which do not require global alignment [34]. In particular, a classical approach maps sequences to a huge-dimensional feature space by enumerating statistics about all occurring subsequences. These subsequences may be simple classical k -mers leading to the spectrum kernel [21], k -mers up to mismatches [22], or gap-allowing subsequences [24]. Other approaches involve kernels based on a generative model [17, 35], or based on local alignments between sequences [36] inspired by convolution kernels [11, 37].

The goal of kernel design is then to encode prior knowledge in the learning process. For instance, modeling gaps in biological sequences is important since it allows taking into account short insertion and deletion events, a common source of genetic variation. However, even though kernel methods are good at encoding prior knowledge, they provide fixed task-independent representations. When large amounts of data are available, approaches that optimize the data representation for the prediction task

*Univ. Grenoble Alpes, Inria, CNRS, Grenoble INP, LJK, 38000 Grenoble, France.

†Univ. Lyon, Université Lyon 1, CNRS, Laboratoire de Biométrie et Biologie Evolutive UMR 5558, 69000 Lyon, France

are now often preferred. For instance, convolutional neural networks [19] are commonly used for DNA sequence modeling [1, 2, 41], and have been successful for natural language processing [18]. While convolution filters learned over images are interpreted as image patches, those learned over sequences are viewed as sequence motifs. RNNs such as long short-term memory networks (LSTMs) [14] are also commonly used in both biological [13] and natural language processing contexts [5, 26].

Motivated by the regularization mechanisms of kernel methods, which are useful when the amount of data is small and are yet imperfect in neural networks, hybrid approaches have been developed between the kernel and neural networks paradigms [6, 27, 40]. Closely related to our work, the convolutional kernel network (CKN) model originally developed for images [25] was successfully adapted to biological sequences in [4]. CKNs for sequences consist in a continuous relaxation of the mismatch kernel: while the latter represents a sequence by its content in k -mers up to a few discrete errors, the former considers a continuous relaxation, leading to an infinite-dimensional sequence representation. Finally, a kernel approximation relying on the Nyström method [38] projects the mapped sequences to a linear subspace of the RKHS, spanned by a finite number of motifs. When these motifs are learned end-to-end with backpropagation, learning with CKNs can also be thought of as performing feature selection in the—infinite dimensional—RKHS.

In this paper, we generalize CKNs for sequences by allowing gaps in motifs, motivated by genomics applications. The kernel map retains the convolutional structure of CKNs but the kernel approximation that we introduce can be computed using a recurrent network, which we call recurrent kernel network (RKN). This RNN arises from the dynamic programming structure used to compute efficiently the substring kernel of [24], a link already exploited by [20] to derive their sequence neural network, which was a source of inspiration for our work. Both our kernels rely on a RNN to build a representation of an input sequence by computing a string kernel between this sequence and a set of learnable filters. Yet, our model exhibits several differences with [20], who use the regular substring kernel of [24] and compose this representation with another non-linear map—by applying an activation function to the output of the RNN. By contrast, we obtain a different RKHS directly by relaxing the substring kernel to allow for inexact matching at the compared positions, and embed the Nyström approximation within the RNN. The resulting feature space can be interpreted as a continuous neighborhood around all substrings (with gaps) of the described sequence. Furthermore, our RNN provides a finite-dimensional approximation of the relaxed kernel, relying on the Nyström approximation method [38]. As a consequence, RKNs may be learned in an unsupervised manner (in such a case, the goal is to approximate the kernel map), and with supervision with backpropagation, which may be interpreted as performing feature selection in the RKHS.

Contributions. In this paper, we make the following contributions:

- We generalize convolutional kernel networks for sequences [4] to allow gaps, an important option for biological data. As in [4], we observe that the kernel formulation brings practical benefits over traditional CNNs or RNNs [13] when the amount of labeled data is small or moderate.
- We provide a kernel point of view on recurrent neural networks with new unsupervised and supervised learning algorithms. The resulting feature map can be interpreted in terms of gappy motifs, and end-to-end learning amounts to performing feature selection.
- Based on [28], we propose a new way to simulate max pooling in RKHSs, thus solving a classical discrepancy between theory and practice in the literature of string kernels, where sums are often replaced by a maximum operator that does not ensure positive definiteness [36].

2 Background on Kernel Methods and String Kernels

Kernel methods consist in mapping data points living in a set \mathcal{X} to a possibly infinite-dimensional Hilbert space \mathcal{H} , through a mapping function $\Phi : \mathcal{X} \rightarrow \mathcal{H}$, before learning a simple predictive model in \mathcal{H} [33]. The so-called kernel trick allows to perform learning without explicitly computing this mapping, as long as the inner-product $K(\mathbf{x}, \mathbf{x}') = \langle \Phi(\mathbf{x}), \Phi(\mathbf{x}') \rangle_{\mathcal{H}}$ between two points \mathbf{x}, \mathbf{x}' can be efficiently computed. Whereas kernel methods traditionally lack scalability since they require computing an $n \times n$ Gram matrix, where n is the amount of training data, recent approaches based on approximations have managed to make kernel methods work at large scale in many cases [30, 38].

For sequences in $\mathcal{X} = \mathcal{A}^*$, which is the set of sequences of any possible length over an alphabet \mathcal{A} , the mapping Φ often enumerates subsequence content. For instance, the spectrum kernel maps sequences to a fixed-length vector $\Phi(\mathbf{x}) = (\phi_u(\mathbf{x}))_{u \in \mathcal{A}^k}$, where \mathcal{A}^k is the set of k -mers—length- k

sequence of characters in \mathcal{A} for some k in \mathbb{N} , and $\phi_u(\mathbf{x})$ counts the number of occurrences of u in \mathbf{x} [21]. The mismatch kernel [22] operates similarly, but $\phi_u(\mathbf{x})$ counts the occurrences of u up to a few mismatched letters, which is useful when k is large and exact occurrences are rare.

2.1 Substring kernels

As [20], we consider the substring kernel introduced in [24], which allows to model the presence of gaps when trying to match a substring u to a sequence \mathbf{x} . Modeling gaps requires introducing the following notation: $\mathcal{I}_{\mathbf{x},k}$ denotes the set of indices of sequence \mathbf{x} with k elements (i_1, \dots, i_k) satisfying $1 \leq i_1 < \dots < i_k \leq |\mathbf{x}|$, where $|\mathbf{x}|$ is the length of \mathbf{x} . For an index set \mathbf{i} in $\mathcal{I}_{\mathbf{x},k}$, we may now consider the subsequence $\mathbf{x}_{\mathbf{i}} = (\mathbf{x}_{i_1}, \dots, \mathbf{x}_{i_k})$ of \mathbf{x} indexed by \mathbf{i} . Then, the substring kernel takes the same form as the mismatch and spectrum kernels, but $\phi_u(\mathbf{x})$ counts all—consecutive or not—subsequences of \mathbf{x} equal to u , and weights them by the number of gaps. Formally, we consider a parameter λ in $[0, 1]$, and $\phi_u(\mathbf{x}) = \sum_{\mathbf{i} \in \mathcal{I}_{\mathbf{x},k}} \lambda^{\text{gaps}(\mathbf{i})} \delta(u, \mathbf{x}_{\mathbf{i}})$, where $\delta(u, v) = 1$ if and only if $u = v$, and 0 otherwise, and $\text{gaps}(\mathbf{i}) := i_k - i_1 - k + 1$ is the number of gaps in the index set \mathbf{i} . When λ is small, gaps are heavily penalized, whereas a value close to 1 gives similar weights to all occurrences. Ultimately, the resulting kernel between two sequences \mathbf{x} and \mathbf{x}' is

$$\mathcal{K}^s(\mathbf{x}, \mathbf{x}') := \sum_{\mathbf{i} \in \mathcal{I}_{\mathbf{x},k}} \sum_{\mathbf{j} \in \mathcal{I}_{\mathbf{x}',k}} \lambda^{\text{gaps}(\mathbf{i})} \lambda^{\text{gaps}(\mathbf{j})} \delta(\mathbf{x}_{\mathbf{i}}, \mathbf{x}'_{\mathbf{j}}). \quad (1)$$

As we will see in Section 3, our RKN model relies on (1), but unlike [20], we replace the quantity $\delta(\mathbf{x}_{\mathbf{i}}, \mathbf{x}'_{\mathbf{j}})$ that matches exact occurrences by a relaxation, allowing more subtle comparisons. Then, we will show that the model can be interpreted as a gap-allowed extension of CKNs for sequences. We also note that even though \mathcal{K}^s seems computationally expensive at first sight, it was shown in [24] that (1) admits a dynamic programming structure leading to efficient computations.

2.2 The Nyström method

When computing the Gram matrix is infeasible, it is typical to use kernel approximations [30, 38], consisting in finding a q -dimensional mapping $\psi : \mathcal{X} \rightarrow \mathbb{R}^q$ such that the kernel $K(\mathbf{x}, \mathbf{x}')$ can be approximated by a Euclidean inner-product $\langle \psi(\mathbf{x}), \psi(\mathbf{x}') \rangle_{\mathbb{R}^q}$. Then, kernel methods can be simulated by a linear model operating on $\psi(\mathbf{x})$, which does not raise scalability issues if q is reasonably small. Among kernel approximations, the Nyström method consists in projecting points of the RKHS onto a q -dimensional subspace, allowing to represent points into a q -dimensional coordinate system.

Specifically, consider a collection of $Z = \{\mathbf{z}_1, \dots, \mathbf{z}_q\}$ points in \mathcal{X} and consider the subspace

$$\mathcal{E} = \text{Span}(\Phi(\mathbf{z}_1), \dots, \Phi(\mathbf{z}_q)) \quad \text{and define} \quad \psi(\mathbf{x}) = K_{ZZ}^{-\frac{1}{2}} K_Z(\mathbf{x}),$$

where K_{ZZ} is the $q \times q$ Gram matrix of K restricted to the samples $\mathbf{z}_1, \dots, \mathbf{z}_q$ and $K_Z(\mathbf{x})$ in \mathbb{R}^q carries the kernel values $K(\mathbf{x}, \mathbf{z}_j)$, $j = 1, \dots, q$. This approximation only requires q kernel evaluations and often retains good performance for learning. Interestingly as noted in [25], $\langle \psi(\mathbf{x}), \psi(\mathbf{x}') \rangle_{\mathbb{R}^q}$ is exactly the inner-product in \mathcal{H} between the projections of $\Phi(\mathbf{x})$ and $\Phi(\mathbf{x}')$ onto \mathcal{E} , which remain in \mathcal{H} .

When \mathcal{X} is a Euclidean space—this can be the case for sequences when using a one-hot encoding representation, as discussed later—a good set of anchor points \mathbf{z}_j can be obtained by simply clustering the data and choosing the centroids as anchor points [39]. The goal is then to obtain a subspace \mathcal{E} that spans data as best as possible. Otherwise, previous works on kernel networks [4, 25] have also developed procedures to learn the set of anchor points end-to-end by optimizing over the learning objective. This approach can then be seen as performing feature selection in the RKHS.

3 Recurrent Kernel Networks

With the previous tools in hand, we now introduce RKNs. We show that it admits variants of CKNs, substring and local alignment kernels as special cases, and we discuss its relation with RNNs.

3.1 A continuous relaxation of the substring kernel allowing mismatches

From now on, and with an abuse of notation, we represent characters in \mathcal{A} as vectors in \mathbb{R}^d . For instance, when using one-hot encoding, a DNA sequence $\mathbf{x} = (\mathbf{x}_1, \dots, \mathbf{x}_m)$ of length m can be seen

as a 4-dimensional sequence where each \mathbf{x}_j in $\{0, 1\}^4$ has a unique non-zero entry indicating which of $\{A, C, G, T\}$ is present at the j -th position, and we denote by \mathcal{X} the set of such sequences. We now define the single-layer RKN as a generalized substring kernel (1) in which the indicator function $\delta(\mathbf{x}_i, \mathbf{x}'_j)$ is replaced by a kernel for k -mers:

$$\mathcal{K}_k(\mathbf{x}, \mathbf{x}') := \sum_{\mathbf{i} \in \mathcal{I}_{\mathbf{x}, k}} \sum_{\mathbf{j} \in \mathcal{I}_{\mathbf{x}', k}} \lambda_{\mathbf{x}, \mathbf{i}} \lambda_{\mathbf{x}', \mathbf{j}} e^{-\frac{\alpha}{2} \|\mathbf{x}_i - \mathbf{x}'_j\|^2}, \quad (2)$$

where we assume that the vectors representing characters have unit ℓ_2 -norm, such that $e^{-\frac{\alpha}{2} \|\mathbf{x}_i - \mathbf{x}'_j\|^2} = e^{\alpha(\langle \mathbf{x}_i, \mathbf{x}'_j \rangle - k)}$ is a dot-product kernel, and $\lambda_{\mathbf{x}, \mathbf{i}} = \lambda^{\text{gap}(i)}$ if we follow (1).

For $\lambda = 0$ and using the convention $0^0 = 1$, all the terms in these sums are zero except those for k -mers with no gap, and we recover the kernel of the CKN model of [4] with a convolutional structure—up to the normalization, which is done k -mer-wise in CKN instead of position-wise.

Compared to (1), the relaxed version (2) accommodates inexact k -mer matching. This is important for protein sequences, where it is common to consider different similarities between amino acids in terms of substitution frequency along evolution [12]. This is also reflected in the underlying sequence representation in the RKHS illustrated in Figure 1: by considering $\varphi(\cdot)$ the kernel mapping and RKHS \mathcal{H} such that $K(\mathbf{x}_i, \mathbf{x}'_j) = e^{-\frac{\alpha}{2} \|\mathbf{x}_i - \mathbf{x}'_j\|^2} = \langle \varphi(\mathbf{x}_i), \varphi(\mathbf{x}'_j) \rangle_{\mathcal{H}}$, we have

$$\mathcal{K}_k(\mathbf{x}, \mathbf{x}') = \left\langle \sum_{\mathbf{i} \in \mathcal{I}_{\mathbf{x}, k}} \lambda_{\mathbf{x}, \mathbf{i}} \varphi(\mathbf{x}_i), \sum_{\mathbf{j} \in \mathcal{I}_{\mathbf{x}', k}} \lambda_{\mathbf{x}', \mathbf{j}} \varphi(\mathbf{x}'_j) \right\rangle_{\mathcal{H}}. \quad (3)$$

A natural feature map for a sequence \mathbf{x} is therefore $\Phi_k(\mathbf{x}) = \sum_{\mathbf{i} \in \mathcal{I}_{\mathbf{x}, k}} \lambda_{\mathbf{x}, \mathbf{i}} \varphi(\mathbf{x}_i)$: using the RKN amounts to representing \mathbf{x} by a mixture of continuous neighborhoods $\varphi(\mathbf{x}_i) : \mathbf{z} \mapsto e^{-\frac{\alpha}{2} \|\mathbf{x}_i - \mathbf{z}\|^2}$ centered on all its k -subsequences \mathbf{x}_i , each weighted by the corresponding $\lambda_{\mathbf{x}, \mathbf{i}}$ (e.g., $\lambda_{\mathbf{x}, \mathbf{i}} = \lambda^{\text{gap}(i)}$). As a particular case, a feature map of CKN [4] is the sum of the kernel mapping of all the k -mers without gap.

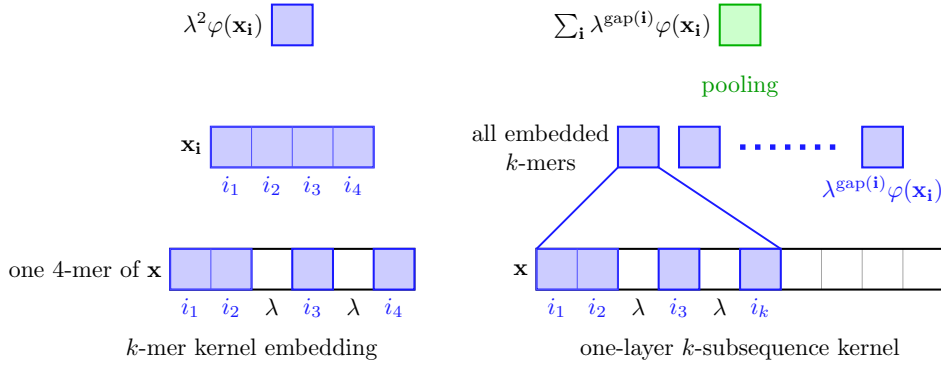


Figure 1: Representation of sequences in a RKHS based on \mathcal{K}_k with $k = 4$ and $\lambda_{\mathbf{x}, \mathbf{i}} = \lambda^{\text{gap}(i)}$.

3.2 Extension to all k -mers and relation to the local alignment kernel

Dependency in the hyperparameter k can be removed by summing \mathcal{K}_k over all possible values:

$$\mathcal{K}_{\text{sum}}(\mathbf{x}, \mathbf{x}') := \sum_{k=1}^{\infty} \mathcal{K}_k(\mathbf{x}, \mathbf{x}') = \sum_{k=1}^{\max(|\mathbf{x}|, |\mathbf{x}'|)} \mathcal{K}_k(\mathbf{x}, \mathbf{x}').$$

Interestingly, we note that \mathcal{K}_{sum} admits the local alignment kernel of [36] as a special case. More precisely, local alignments are defined via the tensor product set $\mathcal{A}_k(\mathbf{x}, \mathbf{x}') := \mathcal{I}_{\mathbf{x}, k} \times \mathcal{I}_{\mathbf{x}', k}$, which contains all possible alignments of k positions between a pair of sequences $(\mathbf{x}, \mathbf{x}')$. The local alignment score of each such alignment $\pi = (\mathbf{i}, \mathbf{j})$ in $\mathcal{A}_k(\mathbf{x}, \mathbf{x}')$ is defined, by [36], as $S(\mathbf{x}, \mathbf{x}', \pi) := \sum_{t=1}^k s(\mathbf{x}_{i_t}, \mathbf{x}'_{j_t}) - \sum_{t=1}^{k-1} [g(i_{t+1} - i_t - 1) + g(j_{t+1} - j_t - 1)]$, where s is a symmetric substitution

function and g is a gap penalty function. The local alignment kernel in [36] can then be expressed in terms of the above local alignment scores (Thrm. 1.7 in [36]):

$$K_{LA}(\mathbf{x}, \mathbf{x}') = \sum_{k=1}^{\infty} K_{LA}^k(\mathbf{x}, \mathbf{x}') := \sum_{k=1}^{\infty} \sum_{\pi \in \mathcal{A}_k(\mathbf{x}, \mathbf{x}')} \exp(\beta \mathcal{S}(\mathbf{x}, \mathbf{x}', \pi)) \quad \text{for some } \beta > 0. \quad (4)$$

When the gap penalty function is linear—that is, $g(x) = cx$ with $c > 0$, K_{LA}^k becomes $K_{LA}^k(\mathbf{x}, \mathbf{x}') = \sum_{\pi \in \mathcal{A}_k(\mathbf{x}, \mathbf{x}')} \exp(\beta \mathcal{S}(\mathbf{x}, \mathbf{x}', \pi)) = \sum_{(i,j) \in \mathcal{A}_k(\mathbf{x}, \mathbf{x}')} e^{-c\beta \text{gaps}(i)} e^{-c\beta \text{gaps}(j)} \prod_{t=1}^k e^{\beta s(\mathbf{x}_{i_t}, \mathbf{x}'_{j_t})}$. When $s(\mathbf{x}_{i_t}, \mathbf{x}'_{j_t})$ can be written as an inner-product $\langle \psi_s(\mathbf{x}_{i_t}), \psi_s(\mathbf{x}'_{j_t}) \rangle$ between normalized vectors, we see that K_{LA} becomes a special case of (2)—up to a constant factor—with $\lambda_{\mathbf{x},i} = e^{-c\beta \text{gaps}(i)}$, $\alpha = \beta$.

This observation sheds new lights on the relation between the substring and local alignment kernels, which will inspire new algorithms in the sequel. To the best of our knowledge, the link we will provide between RNNs and local alignment kernels is also new.

3.3 Nyström approximation and recurrent neural networks

As in CKNs, we now use the Nyström approximation method as a building block to make the above kernels tractable. According to (3), we may first use the Nyström method described in Section 2.2 to find an approximate embedding for the quantities $\varphi(\mathbf{x}_i)$, where \mathbf{x}_i is one of the k -mers represented as a matrix in $\mathbb{R}^{k \times d}$. This is achieved by choosing a set $Z = \{\mathbf{z}_1, \dots, \mathbf{z}_q\}$ of anchor points in $\mathbb{R}^{k \times d}$, and by encoding $\varphi(\mathbf{x}_i)$ as $K_{ZZ}^{-1/2} K_Z(\mathbf{x}_i)$ —where K is the kernel of \mathcal{H} . Such an approximation for k -mers yields the q -dimensional embedding for the sequence \mathbf{x} :

$$\psi_k(\mathbf{x}) = \sum_{i \in \mathcal{I}_{\mathbf{x},k}} \lambda_{\mathbf{x},i} K_{ZZ}^{-\frac{1}{2}} K_Z(\mathbf{x}_i) = K_{ZZ}^{-\frac{1}{2}} \sum_{i \in \mathcal{I}_{\mathbf{x},k}} \lambda_{\mathbf{x},i} K_Z(\mathbf{x}_i). \quad (5)$$

Then, an approximate feature map $\psi_{\text{sum}}(\mathbf{x})$ for the kernel \mathcal{K}_{sum} can be obtained by concatenating the embeddings $\psi_1(\mathbf{x}), \dots, \psi_k(\mathbf{x})$ for k large enough.

The anchor points as motifs. The continuous relaxation of the substring kernel presented in (2) allows us to learn anchor points that can be interpreted as sequence motifs, where each position can encode a mixture of letters. This can lead to more relevant representations than k -mers for learning on biological sequences. For example, the fact that a DNA sequence is bound by a particular transcription factor can be associated with the presence of a T followed by either a G or an A, followed by another T, would require two k -mers but a single motif [4]. Our kernel is able to perform such a comparison.

Efficient computations of \mathcal{K}_k and \mathcal{K}_{sum} approximation via RNNs. A naive computation of $\psi_k(\mathbf{x})$ would require enumerating all substrings present in the sequence, which may be exponentially large when allowing gaps. For this reason, we use the classical dynamic programming approach of substring kernels [20, 24]. Consider then the computation of $\psi_j(\mathbf{x})$ defined in (5) for $j = 1, \dots, k$ as well as a set of anchor points $Z_k = \{\mathbf{z}_1, \dots, \mathbf{z}_q\}$ with the \mathbf{z}_i 's in $\mathbb{R}^{d \times k}$. We also denote by Z_j the set obtained when keeping only j -th first positions (columns) of the \mathbf{z}_i 's, leading to $Z_j = \{[\mathbf{z}_1]_{1:j}, \dots, [\mathbf{z}_q]_{1:j}\}$, which will serve as anchor points for the kernel \mathcal{K}_j to compute $\psi_j(\mathbf{x})$. Finally, we denote by \mathbf{z}_i^j in \mathbb{R}^d the j -th column of \mathbf{z}_i such that $\mathbf{z}_i = [\mathbf{z}_i^1, \dots, \mathbf{z}_i^k]$. Then, the embeddings $\psi_1(\mathbf{x}), \dots, \psi_k(\mathbf{x})$ can be computed recursively by using the following theorem:

Theorem 1. For any $j \in \{1, \dots, k\}$ and $t \in \{1, \dots, |\mathbf{x}|\}$,

$$\psi_j(\mathbf{x}_{1:t}) = K_{Z_j Z_j}^{-\frac{1}{2}} \begin{cases} \mathbf{c}_j[t] & \text{if } \lambda_{\mathbf{x},i} = \lambda^{|\mathbf{x}| - i_1 - j + 1}, \\ \mathbf{h}_j[t] & \text{if } \lambda_{\mathbf{x},i} = \lambda^{\text{gaps}(i)}, \end{cases} \quad (6)$$

where $\mathbf{c}_j[t]$ and $\mathbf{h}_j[t]$ form a sequence of vectors in \mathbb{R}^q indexed by t such that $\mathbf{c}_j[0] = \mathbf{h}_j[0] = 0$, and $\mathbf{c}_0[t]$ is a vector that contains only ones, while the sequence obeys the recursion

$$\begin{aligned} \mathbf{c}_j[t] &= \lambda \mathbf{c}_j[t-1] + \mathbf{c}_{j-1}[t-1] \odot \mathbf{b}_j[t] & 1 \leq j \leq k, \\ \mathbf{h}_j[t] &= \mathbf{h}_j[t-1] + \mathbf{c}_{j-1}[t-1] \odot \mathbf{b}_j[t] & 1 \leq j \leq k, \end{aligned} \quad (7)$$

where \odot is the elementwise multiplication operator and $\mathbf{b}_j[t]$ is a vector in \mathbb{R}^q whose entry i in $\{1, \dots, q\}$ is $e^{-\frac{\alpha}{2} \|\mathbf{x}_t - \mathbf{z}_i^j\|^2} = e^{\alpha \langle \mathbf{x}_t, \mathbf{z}_i^j \rangle - 1}$ and \mathbf{x}_t is the t -th character of \mathbf{x} .

A proof is provided in Appendix A and is based on classical recursions for computing the substring kernel, which were interpreted as RNNs by [20]. The main difference in the RNN structure we obtain is that their non-linearity is applied over the outcome of the network, leading to a feature map formed by composing the feature map of the substring kernel of [24] and another one from a RKHS that contains their non-linearity. By contrast, our non-linearities are built explicitly in the substring kernel, by relaxing the indicator function used to compare characters. The resulting feature map is a continuous neighborhood around all substrings of the described sequence. In addition, the Nyström method yields an orthogonalization factor $K_{ZZ}^{-1/2}$ to the output $K_Z(\mathbf{x})$ of the network to compute our approximation, which is perhaps the only non-standard component of our RNN. This factor provides an interpretation of $\psi(\mathbf{x})$ as a kernel approximation. As discussed next, it makes it possible to learn the anchor points by k -means, see [4], which also makes the initialization of the supervised learning procedure simple without having to deal with the scaling of the initial motifs/filters \mathbf{z}_j .

Learning the anchor points Z . We now turn to the application of RKNs to supervised learning. Given n sequences $\mathbf{x}^1, \dots, \mathbf{x}^n$ in \mathcal{X} and their associated labels y^1, \dots, y^n in \mathcal{Y} , e.g., $\mathcal{Y} = \{-1, 1\}$ for binary classification or $\mathcal{Y} = \mathbb{R}$ for regression, our objective is to learn a function in the RKHS \mathcal{H} of \mathcal{K}_k by minimizing

$$\min_{f \in \mathcal{H}} \frac{1}{n} \sum_{i=1}^n L(f(\mathbf{x}^i), y^i) + \frac{\mu}{2} \|f\|_{\mathcal{H}}^2,$$

where $L : \mathbb{R} \times \mathbb{R} \rightarrow \mathbb{R}$ is a convex loss function that measures the fitness of a prediction $f(\mathbf{x}^i)$ to the true label y^i and μ controls the smoothness of the predictive function. After injecting our kernel approximation $\mathcal{K}_k(\mathbf{x}, \mathbf{x}') \simeq \langle \psi_k(\mathbf{x}), \psi_k(\mathbf{x}') \rangle_{\mathbb{R}^q}$, the problem becomes

$$\min_{\mathbf{w} \in \mathbb{R}^q} \frac{1}{n} \sum_{i=1}^n L(\langle \psi_k(\mathbf{x}^i), \mathbf{w} \rangle, y^i) + \frac{\mu}{2} \|\mathbf{w}\|^2. \quad (8)$$

Following [4, 25], we can learn the anchor points Z without exploiting training labels, by applying a k -means algorithm to all (or a subset of) the k -mers extracted from the database and using the obtained centroids as anchor points. Importantly, once Z has been obtained, the linear function parametrized by \mathbf{w} is still optimized with respect to the supervised objective (8). This procedure can be thought of as learning a general representation of the sequences disregarding the supervised task, which can lead to a relevant description while limiting overfitting.

Another strategy consists in optimizing (8) jointly over (Z, \mathbf{w}) , after observing that $\psi_k(\mathbf{x}) = K_{ZZ}^{-1/2} \sum_{\mathbf{i} \in \mathcal{I}_{\mathbf{x}, k}} \lambda_{\mathbf{x}, \mathbf{i}} K_Z(\mathbf{x}_{\mathbf{i}})$ is a smooth function of Z . Learning can be achieved by using backpropagation over (Z, \mathbf{w}) , or by using an alternating minimization strategy between Z and \mathbf{w} . It leads to an end-to-end scheme where both the representation and the function defined over this representation are learned with respect to the supervised objective (8). Backpropagation rules for most operations are classical, except for the matrix inverse square root function, which is detailed in Appendix B. Initialization is also parameter-free since the unsupervised learning approach may be used for that.

3.4 Extensions

Multilayer construction. In order to account for long-range dependencies, it is possible to construct a multilayer model based on kernel compositions similar to [20]. Assume that $\mathcal{K}_k^{(n)}$ is the n -th layer kernel and $\Phi_k^{(n)}$ its mapping function. The corresponding $(n+1)$ -th layer kernel is defined as

$$\mathcal{K}_k^{(n+1)}(\mathbf{x}, \mathbf{x}') = \sum_{\mathbf{i} \in \mathcal{I}_{\mathbf{x}, k}, \mathbf{j} \in \mathcal{I}_{\mathbf{x}', k}} \lambda_{\mathbf{x}, \mathbf{i}}^{(n+1)} \lambda_{\mathbf{x}', \mathbf{j}}^{(n+1)} \prod_{t=1}^k K_{n+1}(\Phi_k^{(n)}(\mathbf{x}_{1:i_t}), \Phi_k^{(n)}(\mathbf{x}'_{1:j_t})), \quad (9)$$

where K_{n+1} will be defined in the sequel and the choice of weights $\lambda_{\mathbf{x}, \mathbf{i}}^{(n)}$ slightly differs from the single-layer model. We choose indeed $\lambda_{\mathbf{x}, \mathbf{i}}^{(N)} = \lambda^{\text{gaps}(\mathbf{i})}$ only for the last layer N of the kernel, which depends on the number of gaps in the index set \mathbf{i} but not on the index positions. Since (9) involves a kernel K_{n+1} operating on the representation of prefix sequences $\Phi_k^{(n)}(\mathbf{x}_{1:t})$ from layer n , the representation makes sense only if $\Phi_k^{(n)}(\mathbf{x}_{1:t})$ carries mostly local information close to position t .

Otherwise, information from the beginning of the sequence would be overrepresented. Ideally, we would like the range-dependency of $\Phi_k^{(n)}(\mathbf{x}_{1:t})$ (the size of the window of indices before t that influences the representation, akin to receptive fields in CNNs) to grow with the number of layers in a controllable manner. This can be achieved by choosing $\lambda_{\mathbf{x},\mathbf{i}}^{(n)} = \lambda^{|\mathbf{x}|-i_1-k+1}$ for $n < N$, which assigns exponentially more weights to the k -mers close to the end of the sequence.

For the first layer, we recover the single-layer network \mathcal{K}_k defined in (2) by defining $\Phi_k^{(0)}(\mathbf{x}_{1:i_k}) = \mathbf{x}_{i_k}$ and $K_1(\mathbf{x}_{i_k}, \mathbf{x}'_{j_k}) = e^{\alpha \langle \mathbf{x}_{i_k}, \mathbf{x}'_{j_k} \rangle - 1}$. For $n > 1$, it remains to define K_{n+1} to be a homogeneous dot-product kernel, as used for instance in CKNs [25]:

$$K_{n+1}(\mathbf{u}, \mathbf{u}') = \|\mathbf{u}\|_{\mathcal{H}_n} \|\mathbf{u}'\|_{\mathcal{H}_n} \kappa_n \left(\left\langle \frac{\mathbf{u}}{\|\mathbf{u}\|_{\mathcal{H}_n}}, \frac{\mathbf{u}'}{\|\mathbf{u}'\|_{\mathcal{H}_n}} \right\rangle_{\mathcal{H}_n} \right) \quad \text{with} \quad \kappa_n(t) = e^{\alpha_n(t-1)}. \quad (10)$$

Note that the Gaussian kernel K_1 used for 1st layer may also be written as (10) since characters are normalized. As for CKNs, the goal of homogenization is to prevent norms to grow/vanish exponentially fast with n , while dot-product kernels lend themselves well to neural network interpretations.

As detailed in Appendix C, extending the Nyström approximation scheme for the multilayer construction may be achieved in the same manner as with CKNs—that is, we learn one approximate embedding $\psi_k^{(n)}$ at each layer, allowing to replace the inner-products $\langle \Phi_k^{(n)}(\mathbf{x}_{1:i_t}), \Phi_k^{(n)}(\mathbf{x}'_{1:j_t}) \rangle$ by their approximations $\langle \psi_k^{(n)}(\mathbf{x}_{1:i_t}), \psi_k^{(n)}(\mathbf{x}'_{1:j_t}) \rangle$, and it is easy to show that the interpretation in terms of RNNs is still valid since $\mathcal{K}_k^{(n)}$ has the same sum structure as (2).

Max pooling in RKHS. Alignment scores (e.g. Smith-Waterman) in molecular biology rely on a max operation—over the scores of all possible alignments—to compute similarities between sequences. However, using max in a string kernel usually breaks positive definiteness, even though it seems to perform well in practice. To solve such an issue, sum-exponential is used as a proxy in [32], but it leads to diagonal dominance issue and makes SVM solvers unable to learn. For RKN, the sum in (3) can also be replaced by a max

$$\mathcal{K}_k^{\max}(\mathbf{x}, \mathbf{x}') = \left\langle \max_{\mathbf{i} \in \mathcal{I}_{\mathbf{x},k}} \lambda_{\mathbf{x},\mathbf{i}} \psi_k(\mathbf{x}_{\mathbf{i}}), \max_{\mathbf{j} \in \mathcal{I}_{\mathbf{x}',k}} \lambda_{\mathbf{x},\mathbf{j}} \psi_k(\mathbf{x}'_{\mathbf{j}}) \right\rangle, \quad (11)$$

which empirically seems to perform well, but breaks the kernel interpretation, as in [32]. The corresponding recursion amounts to replacing all the sum in (7) by a max.

An alternative way to aggregate local features is the generalized max pooling (GMP) introduced in [28], which can be adapted to the context of RKHSs. Assuming that before pooling \mathbf{x} is embedded to a set of N local features $(\varphi_1, \dots, \varphi_N) \in \mathcal{H}^N$, GMP builds a representation φ^{gmp} whose inner-product with all the local features φ_i is one: $\langle \varphi_i, \varphi^{\text{gmp}} \rangle_{\mathcal{H}} = 1$, for $i = 1, \dots, N$. φ^{gmp} coincides with the regular max when each φ is an element of the canonical basis of a finite representation—*i.e.*, assuming that at each position, a single feature has value 1 and all others are 0.

Since GMP is defined by a set of inner-products constraints, it can be applied to our approximate kernel embeddings by solving a linear system. This is compatible with CKN but becomes intractable for RKN which pools across $|\mathcal{I}_{\mathbf{x},k}|$ positions. Instead, we heuristically apply GMP over the set $\psi_k(\mathbf{x}_{1:t})$ for all t with $\lambda_{\mathbf{x},\mathbf{i}} = \lambda^{|\mathbf{x}|-i_1-k+1}$, which can be obtained from the RNN described in Theorem 1. This amounts to composing GMP with mean poolings obtained over each prefix of \mathbf{x} . We observe that it performs well in our experiments. More details are provided in Appendix D.

4 Experiments

We evaluate RKN and compare it to typical string kernels and RNN for protein fold recognition. Pytorch code is provided with the submission and additional details given in Appendix E.

4.1 Protein fold recognition on SCOP 1.67

Sequencing technologies provide access to gene and, indirectly, protein sequences for yet poorly studied species. In order to predict the 3D structure and function from the linear sequence of these

proteins, it is common to search for evolutionary related ones, a problem known as homology detection. When no evolutionary related protein with known structure is available, a—more difficult—alternative is to resort to protein fold recognition. We evaluate our RKN on such a task, where the objective is to predict which proteins share a 3D structure with the query [31].

Here we consider the Structural Classification Of Proteins (SCOP) version 1.67 [29]. We follow the preprocessing procedures of [10] and remove the sequences that are more than 95% similar, yielding 85 fold recognition tasks. Each positive training set is then extended with Uniref50 to make the dataset more balanced, as proposed in [13]. The resulting dataset can be downloaded from http://www.bioinf.jku.at/software/LSTM_protein. The number of training samples for each task is typically around 9,000 proteins, whose length varies from tens to thousands of amino-acids. In all our experiments we use logistic loss. We measure classification performances using auROC and auROC50 scores (area under the ROC curve and up to 50% false positives).

For CKN and RKN, we evaluate both one-hot encoding of amino-acids by 20-dimensional binary vectors and an alternative representation relying on the BLOSUM62 substitution matrix [12]. Specifically in the latter case, we represent each amino-acid by the centered and normalized vector of its corresponding substitution probabilities with other amino-acids. The local alignment kernel (4), which we include in our comparison, natively uses BLOSUM62.

Hyperparameters. We follow the training procedure of CKN presented in [4]. Specifically, for each of the 85 tasks, we hold out one quarter of the training samples as a validation set, use it to tune α , gap penalty λ and the regularization parameter μ in the prediction layer. These parameters are then fixed across datasets. RKN training also relies on the alternating strategy used for CKN: we use an Adam algorithm to update anchor points, and the L-BFGS algorithm to optimize the prediction layer. We train 100 epochs for each dataset: the initial learning rate for Adam is fixed to 0.05 and is halved as long as there is no decrease of the validation loss for 5 successive epochs. We fix k to 10, the number of anchor points q to 128 and use single layer CKN and RKN throughout the experiments.

Implementation details for unsupervised models. The anchor points for CKN and RKN are learned by k-means on 30,000 extracted k -mers from each dataset. The resulting sequence representations are standardized by removing mean and dividing by standard deviation and are used within a logistic regression classifier. α in Gaussian kernel and the parameter λ are chosen based on validation loss and are fixed across the datasets. μ for regularization is chosen by a 5-fold cross validation on each dataset. As before, we fix k to 10 and the number of anchor points q to 1024. Note that the performance could be improved with larger q as observed in [4], at a higher computational cost.

Comparisons and results. The results are shown in Table 1. The `blosum62` version of CKN and RKN outperform all other methods. Improvement against the mismatch and LA kernels is likely caused by end-to-end trained kernel networks learning a task-specific representation in the form of a sparse set of motifs, whereas data-independent kernels lead to learning a dense function over the set of descriptors. This difference can have a regularizing effect akin to the ℓ_1 -norm in the parametric world, by reducing the dimension of the learned linear function w while retaining relevant features for the prediction task. GPkernel also learns motifs, but relies on the exact presence of discrete motifs. Finally, both LSTM and [20] are based on RNNs but are outperformed by kernel networks. The latter was designed and optimized for NLP tasks and yields a 0.4 auROC50 on this task.

RKNs outperform CKNs, albeit not by a large margin. Interestingly, as the two kernels only differ by their allowing gaps when comparing sequences, this results suggests that this aspect is not the most important for identifying common foldings in a one versus all setting: as the learned function discriminates on fold from all others, it may rely on coarser features and not exploit more subtle ones such as gappy motifs. In particular, the advantage of the LA-kernel against its mismatch counterpart is more likely caused by other differences than gap modelling, namely using a max rather than a mean pooling of k -mer similarities across the sequence, and a general substitution matrix rather than a Dirac function to quantify mismatches. Consistently, within kernel networks GMP systematically outperforms mean pooling, while being slightly behind max pooling.

Additional details and results, scatter plots, and pairwise tests between methods to assess the statistical significance of our conclusions are provided in Appendix E. Note that when $k = 14$, the auROC and auROC50 further increase to 0.877 and 0.636 respectively.

Table 1: Average auROC and auROC50 for SCOP fold recognition benchmark. LA-kernel uses BLOSUM62 to compare amino acids which is a little different from our encoding approach. Details about pairwise statistical tests between methods can be found in Appendix E.

Method	pooling	one-hot		BLOSUM62	
		auROC	auROC50	auROC	auROC50
GPkernel [10]		0.844	0.514		
SVM-pairwise [23]		0.724	0.359	–	–
Mismatch [22]		0.814	0.467		
LA-kernel [32]		–	–	0.834	0.504
LSTM [13]		0.830	0.566	–	–
CKN-seq [4]	mean	0.827	0.536	0.843	0.563
CKN-seq [4]	max	0.837	0.572	0.866	0.621
CKN-seq	GMP	0.838	0.561	0.856	0.608
CKN-seq (unsup)[4]	mean	0.804	0.493	0.827	0.548
RKN ($\lambda = 0$)	mean	0.829	0.542	0.838	0.563
RKN	mean	0.829	0.541	0.840	0.571
RKN ($\lambda = 0$)	max	0.840	0.575	0.862	0.618
RKN	max	0.844	0.587	0.871	0.629
RKN ($\lambda = 0$)	GMP	0.840	0.563	0.855	0.598
RKN	GMP	0.848	0.570	0.852	0.609
RKN (unsup)	mean	0.805	0.504	0.833	0.570

Table 2: Classification accuracy for SCOP 2.06. The complete table with error bars can be found in Appendix E.

Method	#Params	Accuracy on SCOP 2.06			Level-stratified accuracy (top1/top5/top10)		
		top 1	top 5	top 10	family	superfamily	fold
PSI-BLAST	-	84.53	86.48	87.34	82.20/84.50/85.30	86.90/88.40/89.30	18.90/35.10/35.10
DeepSF	920k	73.00	90.25	94.51	75.87/91.77/95.14	72.23/90.08/94.70	51.35/67.57/72.97
CKN (128 filters)	211k	76.30	92.17	95.27	83.30/94.22/96.00	74.03/91.83/95.34	43.78/67.03/77.57
CKN (512 filters)	843k	84.11	94.29	96.36	90.24/95.77/97.21	82.33/94.20/96.35	45.41/69.19/79.73
RKN (128 filters)	211k	77.82	92.89	95.51	76.91/93.13/95.70	78.56/92.98/95.53	60.54/83.78/ 90.54
RKN (512 filters)	843k	85.29	94.95	96.54	84.31/94.80/96.74	85.99/95.22/96.60	71.35/84.86/89.73

4.2 Protein fold classification on SCOP 2.06

We further benchmark RKN in a fold classification task, following the protocols used in [15]. Specifically, the training and validation datasets are composed of 14699 and 2013 sequences from SCOP 1.75, belonging to 1195 different folds. The test set consists of 2533 sequences from SCOP 2.06, after removing the sequences with similarity greater than 40% with SCOP 1.75. The input sequence feature is represented by a vector of 45 dimensions, consisting of a 20-dimensional one-hot encoding of the sequence, a 20-dimensional position-specific scoring matrix (PSSM) representing the profile of amino acids, a 3-class secondary structure represented by a one-hot vector and a 2-class solvent accessibility. We further normalize each type of the feature vectors to have unit ℓ_2 -norm, which is done for each sequence position. More dataset details can be found in [15]. We use mean pooling for both CKN and RKN models, as it is more stable during training for multi-class classification. The other hyperparameters are chosen in the same way as previously. More details about hyperparameter search grid can be found in Appendix E.

The accuracy results are obtained by averaging 10 different runs and are shown in Table 2, stratified by prediction difficulty (family/superfamily/fold, more details can be found in [15]). By contrast to what we observed on SCOP 1.67, RKN sometimes yields a large improvement on CKN for fold classification, especially for detecting distant homologies. This suggests that accounting for gaps does help in some fold prediction tasks, at least in a multi-class context where a single function is learned for each fold.

Acknowledgments

We thank the anonymous reviewers for their insightful comments and suggestions. This work has been supported by the grants from ANR (FAST-BIG project ANR-17-CE23-0011-01), by the ERC grant number 714381 (SOLARIS), and ANR 3IA MIAI@Grenoble Alpes.

References

- [1] B. Alipanahi, A. DeLong, M. T. Weirauch, and B. J. Frey. Predicting the sequence specificities of DNA-and RNA-binding proteins by deep learning. *Nature biotechnology*, 33(8):831–838, 2015.
- [2] C. Angermueller, T. Pärnamaa, L. Parts, and O. Stegle. Deep learning for computational biology. *Molecular Systems Biology*, 12(7):878, 2016.
- [3] A. Auton, L. D. Brooks, R. M. Durbin, E. Garrison, H. M. Kang, J. O. Korbel, J. Marchini, S. McCarthy, G. McVean, and G. R. Abecasis. A global reference for human genetic variation. *Nature*, 526:68–74, 2015.
- [4] D. Chen, L. Jacob, and J. Mairal. Biological sequence modeling with convolutional kernel networks. *Bioinformatics*, 35(18):3294–3302, 02 2019.
- [5] K. Cho, B. Van Merriënboer, C. Gulcehre, D. Bahdanau, F. Bougares, H. Schwenk, and Y. Bengio. Learning phrase representations using rnn encoder-decoder for statistical machine translation. In *Conference on Empirical Methods in Natural Language Processing (EMNLP)*, 2014.
- [6] Y. Cho and L. K. Saul. Kernel methods for deep learning. In *Advances in Neural Information Processing Systems (NIPS)*, 2009.
- [7] T. C. P.-G. Consortium. Computational pan-genomics: status, promises and challenges. *Briefings in Bioinformatics*, 19(1):118–135, 10 2016.
- [8] L. Flagel, Y. Brandvain, and D. R. Schrider. The Unreasonable Effectiveness of Convolutional Neural Networks in Population Genetic Inference. *Molecular Biology and Evolution*, 36(2):220–238, 12 2018.
- [9] M. B. Giles. Collected matrix derivative results for forward and reverse mode algorithmic differentiation. In *Advances in Automatic Differentiation*, pages 35–44. Springer, 2008.
- [10] T. Håndstad, A. J. Hestnes, and P. Sætrom. Motif kernel generated by genetic programming improves remote homology and fold detection. *BMC bioinformatics*, 8(1):23, 2007.
- [11] D. Haussler. Convolution kernels on discrete structures. Technical report, Department of Computer Science, University of California, 1999.
- [12] S. Henikoff and J. G. Henikoff. Amino acid substitution matrices from protein blocks. *Proceedings of the National Academy of Sciences*, 89(22):10915–10919, 1992.
- [13] S. Hochreiter, M. Heusel, and K. Obermayer. Fast model-based protein homology detection without alignment. *Bioinformatics*, 23(14):1728–1736, 2007.
- [14] S. Hochreiter and J. Schmidhuber. Long short-term memory. *Neural computation*, 9(8):1735–1780, 1997.
- [15] J. Hou, B. Adhikari, and J. Cheng. DeepSF: deep convolutional neural network for mapping protein sequences to folds. *Bioinformatics*, 34(8):1295–1303, 12 2017.
- [16] E. J. Topol. High-performance medicine: the convergence of human and artificial intelligence. *Nature Medicine*, 25, 01 2019.
- [17] T. S. Jaakkola, M. Diekhans, and D. Haussler. Using the fisher kernel method to detect remote protein homologies. In *Conference on Intelligent Systems for Molecular Biology (ISMB)*, 1999.

- [18] N. Kalchbrenner, E. Grefenstette, and P. Blunsom. A convolutional neural network for modelling sentences. In *Association for Computational Linguistics (ACL)*, 2014.
- [19] Y. LeCun, B. Boser, J. S. Denker, D. Henderson, R. E. Howard, W. Hubbard, and L. D. Jackel. Backpropagation applied to handwritten zip code recognition. *Neural computation*, 1(4):541–551, 1989.
- [20] T. Lei, W. Jin, R. Barzilay, and T. Jaakkola. Deriving neural architectures from sequence and graph kernels. In *International Conference on Machine Learning (ICML)*, 2017.
- [21] C. Leslie, E. Eskin, and W. S. Noble. The spectrum kernel: A string kernel for svm protein classification. In *Biocomputing*, pages 564–575. World Scientific, 2001.
- [22] C. S. Leslie, E. Eskin, A. Cohen, J. Weston, and W. S. Noble. Mismatch string kernels for discriminative protein classification. *Bioinformatics*, 20(4):467–476, 2004.
- [23] L. Liao and W. S. Noble. Combining pairwise sequence similarity and support vector machines for detecting remote protein evolutionary and structural relationships. *Journal of computational biology*, 10(6):857–868, 2003.
- [24] H. Lodhi, C. Saunders, J. Shawe-Taylor, N. Cristianini, and C. Watkins. Text classification using string kernels. *Journal of Machine Learning Research (JMLR)*, 2:419–444, 2002.
- [25] J. Mairal. End-to-End Kernel Learning with Supervised Convolutional Kernel Networks. In *Advances in Neural Information Processing Systems (NIPS)*, 2016.
- [26] S. Merity, N. S. Keskar, and R. Socher. Regularizing and optimizing lstm language models. In *International Conference on Learning Representations (ICLR)*, 2018.
- [27] A. Morrow, V. Shankar, D. Petersohn, A. Joseph, B. Recht, and N. Yosef. Convolutional kitchen sinks for transcription factor binding site prediction. *arXiv preprint arXiv:1706.00125*, 2017.
- [28] N. Murray and F. Perronnin. Generalized max pooling. In *Proceedings of the IEEE Conference on Computer Vision and Pattern Recognition (CVPR)*, 2014.
- [29] A. G. Murzin, S. E. Brenner, T. Hubbard, and C. Chothia. Scop: a structural classification of proteins database for the investigation of sequences and structures. *Journal of molecular biology*, 247(4):536–540, 1995.
- [30] A. Rahimi and B. Recht. Random features for large-scale kernel machines. In *Adv. in Neural Information Processing Systems (NIPS)*, 2008.
- [31] H. Rangwala and G. Karypis. Profile-based direct kernels for remote homology detection and fold recognition. *Bioinformatics*, 21(23):4239–4247, 2005.
- [32] H. Saigo, J.-P. Vert, N. Ueda, and T. Akutsu. Protein homology detection using string alignment kernels. *Bioinformatics*, 20(11):1682–1689, 2004.
- [33] B. Schölkopf and A. J. Smola. *Learning with kernels: support vector machines, regularization, optimization, and beyond*. MIT press, 2002.
- [34] B. Schölkopf, K. Tsuda, and J.-P. Vert. *Kernel methods in computational biology*. MIT Press, Cambridge, Mass., 2004.
- [35] K. Tsuda, T. Kin, and K. Asai. Marginalized kernels for biological sequences. *Bioinformatics*, 18(suppl_1):S268–S275, 07 2002.
- [36] J.-P. Vert, H. Saigo, and T. Akutsu. Convolution and local alignment kernels. *Kernel methods in computational biology*, pages 131–154, 2004.
- [37] C. Watkins. Dynamic alignment kernels. In *Advances in Neural Information Processing Systems (NIPS)*, 1999.
- [38] C. K. Williams and M. Seeger. Using the Nyström method to speed up kernel machines. In *Advances in Neural Information Processing Systems (NIPS)*, 2001.

- [39] K. Zhang, I. W. Tsang, and J. T. Kwok. Improved nyström low-rank approximation and error analysis. In *International Conference on Machine Learning (ICML)*, 2008.
- [40] Y. Zhang, P. Liang, and M. J. Wainwright. Convexified convolutional neural networks. In *International Conference on Machine Learning (ICML)*, 2017.
- [41] J. Zhou and O. Troyanskaya. Predicting effects of noncoding variants with deep learning-based sequence model. *Nature Methods*, 12(10):931–934, 2015.

A Nyström Approximation for Single-Layer RKN

We detail here the Nyström approximation presented in Section 3.3, which we recall here for a sequence \mathbf{x} :

$$\psi_k(\mathbf{x}) = K_{ZZ}^{-1/2} \sum_{\mathbf{i} \in \mathcal{I}_{\mathbf{x},k}} \lambda_{\mathbf{x},\mathbf{i}} K_Z(\mathbf{x}_{\mathbf{i}}). \quad (12)$$

Consider then the computation of $\psi_j(\mathbf{x})$ defined in (12) for $j = 1, \dots, k$ given a set of anchor points $Z_k = \{\mathbf{z}_1, \dots, \mathbf{z}_q\}$ with the \mathbf{z}_i 's in $\mathbb{R}^{d \times k}$. Given the notations introduced in Section 3.3, we are now in shape to prove Theorem 1.

Proof. The proof is based on Theorem 1 of [20] and definition 2 of [24]. For $\mathbf{i} \in \mathcal{I}_{\mathbf{x},j}$, let us denote by $\mathbf{i}' = (i_1, \dots, i_{j-1})$ the $j-1$ first entries of \mathbf{i} . We first notice that for the Gaussian kernel K , we have the following factorization relation for $i = 1, \dots, q$

$$\begin{aligned} K(\mathbf{x}_{\mathbf{i}}, [\mathbf{z}_{\mathbf{i}}]_{1:j}) &= e^{\alpha(\langle \mathbf{x}_{\mathbf{i}}, [\mathbf{z}_{\mathbf{i}}]_{1:j} \rangle - j)} \\ &= e^{\alpha(\langle \mathbf{x}_{\mathbf{i}'}, [\mathbf{z}_{\mathbf{i}}]_{1:j-1} \rangle - (j-1))} e^{\alpha(\langle \mathbf{x}_{i_j}, \mathbf{z}_j \rangle - 1)} \\ &= K(\mathbf{x}_{\mathbf{i}'}, [\mathbf{z}_{\mathbf{i}}]_{1:j-1}) e^{\alpha(\langle \mathbf{x}_{i_j}, \mathbf{z}_j \rangle - 1)}. \end{aligned}$$

Thus

$$K_{Z_j}(\mathbf{x}_{\mathbf{i}}) = K_{Z_{j-1}}(\mathbf{x}_{\mathbf{i}'}) \odot \mathbf{b}_j[i_j],$$

with $\mathbf{b}_j[t]$ defined as in the theorem.

Let us denote $\sum_{\mathbf{i} \in \mathcal{I}_{\mathbf{x}_1:t,j}} \lambda_{\mathbf{x}_1:t,\mathbf{i}} K_{Z_j}(\mathbf{x}_{\mathbf{i}})$ by $\tilde{\mathbf{c}}_j[t]$ if $\lambda_{\mathbf{x},\mathbf{i}} = \lambda^{|\mathbf{x}| - i_1 - j + 1}$ and by $\tilde{\mathbf{h}}_j[t]$ if $\lambda_{\mathbf{x},\mathbf{i}} = \lambda^{\text{gaps}(\mathbf{i})}$.

We want to prove that $\tilde{\mathbf{c}}_j[t] = \mathbf{c}_j[t]$ and $\tilde{\mathbf{h}}_j[t] = \mathbf{h}_j[t]$. First, it is clear that $\tilde{\mathbf{c}}_j[0] = 0$ for any j . We show by induction on j that $\tilde{\mathbf{c}}_j[t] = \mathbf{c}_j[t]$. When $j = 1$, we have

$$\begin{aligned} \tilde{\mathbf{c}}_1[t] &= \sum_{1 \leq i_1 \leq t} \lambda^{t-i_1} K_{Z_1}(\mathbf{x}_{i_1}) \\ &= \sum_{1 \leq i_1 \leq t-1} \lambda^{t-i_1} K_{Z_1}(\mathbf{x}_{i_1}) + K_{Z_1}(\mathbf{x}_t), \\ &= \lambda \tilde{\mathbf{c}}_1[t-1] + \mathbf{b}_1[t]. \end{aligned}$$

$\tilde{\mathbf{c}}_1[t]$ and $\mathbf{c}_1[t]$ have the same recursion and initial state thus are identical. When $j > 1$ and suppose that $\tilde{\mathbf{c}}_{j-1}[t] = \mathbf{c}_{j-1}[t]$, then we have

$$\begin{aligned} \tilde{\mathbf{c}}_j[t] &= \sum_{\mathbf{i} \in \mathcal{I}_{\mathbf{x}_1:t,j}} \lambda^{t-i_1-j+1} K_{Z_j}(\mathbf{x}_{\mathbf{i}}), \\ &= \underbrace{\sum_{\mathbf{i} \in \mathcal{I}_{\mathbf{x}_1:t-1,j}} \lambda^{t-i_1-j+1} K_{Z_j}(\mathbf{x}_{\mathbf{i}})}_{i_j < t} + \underbrace{\sum_{\mathbf{i}' \in \mathcal{I}_{\mathbf{x}_1:t-1,j-1}} \lambda^{(t-1)-s_1-(j-1)+1} K_{Z_{j-1}}(\mathbf{x}_{\mathbf{i}'}) \odot \mathbf{b}_j[t]}_{i_j = t}, \\ &= \lambda \tilde{\mathbf{c}}_j[t-1] + \tilde{\mathbf{c}}_{j-1}[t] \odot \mathbf{b}_j[t], \\ &= \lambda \tilde{\mathbf{c}}_j[t-1] + \mathbf{c}_{j-1}[t] \odot \mathbf{b}_j[t]. \end{aligned}$$

$\tilde{\mathbf{c}}_j[t]$ and $\mathbf{c}_j[t]$ have the same recursion and initial state. We have thus proved that $\tilde{\mathbf{c}}_j[t] = \mathbf{c}_j[t]$. Let us move on for proving $\tilde{\mathbf{h}}_j[t] = \mathbf{h}_j[t]$ by showing that they have the same initial state and recursion. It is straightforward that $\tilde{\mathbf{h}}_j[0] = 0$, then for $1 \leq j \leq k$ we have

$$\begin{aligned} \tilde{\mathbf{h}}_j[t] &= \sum_{\mathbf{i} \in \mathcal{I}_{\mathbf{x}_1:t,j}} \lambda^{i_j - i_1 - j + 1} K_{Z_j}(\mathbf{x}_{\mathbf{i}}), \\ &= \sum_{\mathbf{i} \in \mathcal{I}_{\mathbf{x}_1:t-1,j}} \lambda^{i_j - i_1 - j + 1} K_{Z_j}(\mathbf{x}_{\mathbf{i}}) + \sum_{\mathbf{i}' \in \mathcal{I}_{\mathbf{x}_1:t-1,j-1}} \lambda^{(t-1)-s_1-(j-1)+1} K_{Z_{j-1}}(\mathbf{x}_{\mathbf{i}'}) \odot \mathbf{b}_j[t] \\ &= \tilde{\mathbf{h}}_j[t-1] + \mathbf{c}_{j-1}[t] \odot \mathbf{b}_j[t]. \end{aligned}$$

Therefore $\tilde{\mathbf{h}}_j[t] = \mathbf{h}_j[t]$. □

B Back-propagation for Matrix Inverse Square Root

In Section 3.3, we have described an end-to-end scheme to jointly optimize Z and \mathbf{w} . The back-propagation of Z requires computing that of the matrix inverse square root operation as it is involved in the approximate feature map of \mathbf{x} as shown in (12). The back-propagation formula is given by the following proposition, which is based on an errata of [25] and we include it here for completeness.

Proposition 1. *Given \mathbf{A} a symmetric positive definite matrix in $\mathbb{R}^{n \times n}$ and the eigencomposition of \mathbf{A} is written as $\mathbf{A} = \mathbf{U}\mathbf{\Delta}\mathbf{U}^\top$ where \mathbf{U} is orthogonal and $\mathbf{\Delta}$ is diagonal with eigenvalues $\delta_1, \dots, \delta_n$. Then*

$$d(\mathbf{A}^{-\frac{1}{2}}) = -\mathbf{U}(\mathbf{F} \circ (\mathbf{U}^\top d\mathbf{A}\mathbf{U}))\mathbf{U}^\top. \quad (13)$$

Proof. First, let us differentiate with respect to the inverse matrix \mathbf{A}^{-1} :

$$\mathbf{A}^{-1}\mathbf{A} = \mathcal{I} \quad \implies \quad \mathbf{A}^{-1}d\mathbf{A} + d(\mathbf{A}^{-1})\mathbf{A} = 0 \quad \implies \quad d(\mathbf{A}^{-1}) = -\mathbf{A}^{-1}d\mathbf{A}\mathbf{A}^{-1}.$$

Then, by applying the same (classical) trick,

$$\mathbf{A}^{-\frac{1}{2}}\mathbf{A}^{-\frac{1}{2}} = \mathbf{A}^{-1} \quad \implies \quad d(\mathbf{A}^{-\frac{1}{2}})\mathbf{A}^{-\frac{1}{2}} + \mathbf{A}^{-\frac{1}{2}}d(\mathbf{A}^{-\frac{1}{2}}) = d(\mathbf{A}^{-1}) = -\mathbf{A}^{-1}d\mathbf{A}\mathbf{A}^{-1}.$$

By multiplying the last relation by \mathbf{U}^\top on the left and by \mathbf{U} on the right.

$$\mathbf{U}^\top d(\mathbf{A}^{-\frac{1}{2}})\mathbf{U}\mathbf{\Delta}^{-\frac{1}{2}} + \mathbf{\Delta}^{-\frac{1}{2}}\mathbf{U}^\top d(\mathbf{A}^{-\frac{1}{2}})\mathbf{U} = -\mathbf{\Delta}^{-1}\mathbf{U}^\top d\mathbf{A}\mathbf{U}\mathbf{\Delta}^{-1}.$$

Note that $\mathbf{\Delta}$ is diagonal. By introducing the matrix \mathbf{F} such that $\mathbf{F}_{kl} = \frac{1}{\sqrt{\delta_k}\sqrt{\delta_l}(\sqrt{\delta_k} + \sqrt{\delta_l})}$, it is then easy to show that

$$\mathbf{U}^\top d(\mathbf{A}^{-\frac{1}{2}})\mathbf{U} = -\mathbf{F} \circ (\mathbf{U}^\top d\mathbf{A}\mathbf{U}),$$

where \circ is the Hadamard product between matrices. Then, we are left with

$$d(\mathbf{A}^{-\frac{1}{2}}) = -\mathbf{U}(\mathbf{F} \circ (\mathbf{U}^\top d\mathbf{A}\mathbf{U}))\mathbf{U}^\top. \quad \square$$

When doing back-propagation, one is usually interested in computing a quantity $\bar{\mathbf{A}}$ such that given $\bar{\mathbf{B}}$ (with appropriate dimensions), we have

$$\langle \bar{\mathbf{B}}, d(\mathbf{A}^{-\frac{1}{2}}) \rangle_F = \langle \bar{\mathbf{A}}, d\mathbf{A} \rangle_F,$$

see [9], for instance. Here, $\langle \cdot, \cdot \rangle_F$ denotes the Frobenius inner product. Then, it is easy to show that

$$\bar{\mathbf{A}} = -\mathbf{U}(\mathbf{F} \circ (\mathbf{U}^\top \bar{\mathbf{B}}\mathbf{U}))\mathbf{U}^\top.$$

C Multilayer Construction of RKN

For multilayer RKN, assume that we have defined $\mathcal{K}^{(n)}$ the n -th layer kernel. To simplify the notation below, we consider that an input sequence \mathbf{x} is encoded at layer n as $\mathbf{x}^{(n)} := (\Phi_k^{(n)}(\mathbf{x}_1), \Phi_k^{(n)}(\mathbf{x}_{1:2}), \dots, \Phi_k^{(n)}(\mathbf{x}))$ where the feature map at position t is $\mathbf{x}_t^{(n)} = \Phi_k^{(n)}(\mathbf{x}_{1:t})$. The $(n+1)$ -layer kernel is defined by induction by

$$\mathcal{K}_k^{(n+1)}(\mathbf{x}, \mathbf{x}') = \sum_{\mathbf{i} \in \mathcal{I}_{\mathbf{x}, k}, \mathbf{j} \in \mathcal{I}_{\mathbf{x}', k}} \lambda_{\mathbf{x}, \mathbf{i}}^{(n)} \lambda_{\mathbf{x}', \mathbf{j}}^{(n)} \prod_{t=1}^k K_{n+1}(\mathbf{x}_{i_t}^{(n)}, \mathbf{x}'_{j_t}{}^{(n)}), \quad (14)$$

where K_{n+1} is defined in (10). With the choice of weights described in Section 3.4, the construction scheme for an n -layer RKN is illustrated in Figure 2. The Nyström approximation scheme for multilayer RKN is straightforward by inductively applying the Nyström method to the kernels $\mathcal{K}^{(1)}, \dots, \mathcal{K}^{(n)}$ from bottom to top layers. Specifically, assume that $\mathcal{K}^{(n)}(\mathbf{x}, \mathbf{x}')$ is approximated by $\langle \psi_k^{(n)}(\mathbf{x}), \psi_k^{(n)}(\mathbf{x}') \rangle_{\mathbb{R}^{q_n}}$ such that the approximate feature map of $\mathbf{x}^{(n)}$ at position t is $\psi_k^{(n)}(\mathbf{x}_{1:t})$. Now Consider a set of anchor points $Z_k = \{\mathbf{z}_1, \dots, \mathbf{z}_{q_{n+1}}\}$ with the \mathbf{z}_i 's in $\mathbb{R}^{q_n \times k}$ which have unit norm at each column. We use the same notations as in single-layer construction. Then very similar to the single-layer RKN, the embeddings $(\psi_j^{(n+1)}(\mathbf{x}_{1:t}^{(n)}))_{j=1, \dots, k, t=1, \dots, |\mathbf{x}^{(n)}|}$ are given by the following recursion

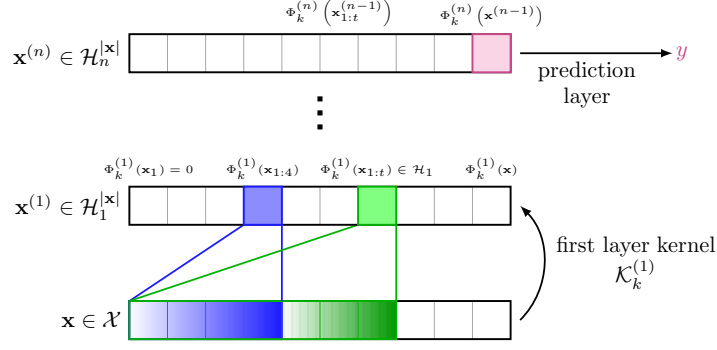


Figure 2: Multilayer construction of RKN: an example with $k = 4$.

Theorem 2. For any $j \in \{1, \dots, k\}$ and $t \in \{1, \dots, |\mathbf{x}^{(n)}|\}$,

$$\psi_j^{(n+1)}(\mathbf{x}_{1:t}^{(n)}) = K_{Z_j Z_j}^{-1/2} \begin{cases} \mathbf{c}_j[t] & \text{if } \lambda_{\mathbf{x}, \mathbf{i}}^{(n)} = \lambda^{|\mathbf{x}^{(n)}| - i_1 - j + 1}, \\ \mathbf{h}_j[t] & \text{if } \lambda_{\mathbf{x}, \mathbf{i}}^{(n)} = \lambda^{\text{gaps}(\mathbf{i})}, \end{cases}$$

where $\mathbf{c}_j[t]$ and $\mathbf{h}_j[t]$ form a sequence of vectors in $\mathbb{R}^{q_{n+1}}$ indexed by t such that $\mathbf{c}_j[0] = \mathbf{h}_j[0] = \mathbf{0}$, and $\mathbf{c}_0[t]$ is a vector that contains only ones, while the sequence obeys the recursion

$$\begin{aligned} \mathbf{c}_j[t] &= \lambda \mathbf{c}_j[t-1] + \mathbf{c}_{j-1}[t-1] \odot \mathbf{b}_j[t] & 1 \leq j \leq k, \\ \mathbf{h}_j[t] &= \mathbf{h}_j[t-1] + \mathbf{c}_{j-1}[t-1] \odot \mathbf{b}_j[t] & 1 \leq j \leq k, \end{aligned} \quad (15)$$

where \odot is the elementwise multiplication operator and $\mathbf{b}_j[t]$ whose entry i is $K_{n+1}(\mathbf{z}_j^i, \mathbf{x}_t^{(n)}) = \|\mathbf{x}_t^{(n)}\| \kappa_n \left(\left\langle \mathbf{z}_j^i, \frac{\mathbf{x}_t^{(n)}}{\|\mathbf{x}_t^{(n)}\|} \right\rangle \right)$.

Proof. The proof can be obtained by that of Theorem 1 by replacing the Gaussian kernel $e^{\alpha \langle \mathbf{x}_t, \mathbf{z}_j^i \rangle}$ with the kernel $K_{n+1}(\mathbf{x}_t^{(n)}, \mathbf{z}_j^i)$. \square

D Generalized Max Pooling for RKN

Assume that a sequence \mathbf{x} is embedded to $(\varphi_1, \dots, \varphi_n) \in \mathcal{H}^n$ local features, as in Section 3.4. Generalized max pooling (GMP) looks for a representation φ^{gmp} such that the inner product between this vector and all the local representations is one: $\langle \varphi_i, \varphi^{\text{gmp}} \rangle_{\mathcal{H}} = 1$, for $i = 1, \dots, n$. Assuming that each φ_i is now represented by a vector ψ_i in \mathbb{R}^q , the above problem can be approximately solved by search an embedding vector ψ^{gmp} in \mathbb{R}^q such that $\langle \psi_i, \psi^{\text{gmp}} \rangle = 1$ for $i = 1, \dots, n$. In practice, and to prevent ill-conditioned problems, as shown in [28], it is possible to solve a ridge regression problem:

$$\psi^{\text{gmp}} = \arg \min_{\psi \in \mathbb{R}^q} \|\Psi^\top \psi - \mathbf{1}\|^2 + \gamma \|\psi\|^2, \quad (16)$$

where $\Psi = [\psi_1, \dots, \psi_n] \in \mathbb{R}^{q \times n}$ and $\mathbf{1}$ denotes the n -dimensional vectors with only 1 as entries. The solution is simply given by $\psi^{\text{gmp}} = (\Psi \Psi^\top + \gamma I)^{-1} \Psi \mathbf{1}$. It requires inverting a $q \times q$ matrix which is usually tractable when the number of anchor points is small. In particular, when $\psi_i = K_{ZZ}^{-1/2} K_Z(\mathbf{x}_i)$ the Nyström approximation of a local feature map, we have $\Psi = K_{ZZ}^{-1/2} K_{ZX}$ with $[K_{ZX}]_{ji} = K(\mathbf{z}_j, \mathbf{x}_i)$ and thus

$$\psi^{\text{gmp}} = K_{ZZ}^{\frac{1}{2}} (K_{ZX} K_{ZX}^\top + \gamma K_{ZZ})^{-1} K_{ZX} \mathbf{1}.$$

E Additional Experimental Material

In this section, we provide additional details about experiments and scatter plots with pairwise statistical tests.

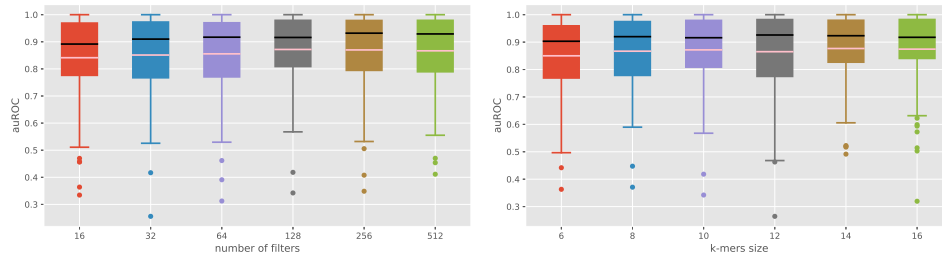


Figure 3: Boxplots when varying filter number q (left) and filter size (right).

E.1 Protein fold recognition on SCOP 1.67

Hyperparameter search grids. Here, we first provide the grids used for hyperparameter search. In our experiments, we use σ instead of α such that $\alpha = 1/k\sigma^2$. The search range is specified in Table 3.

Table 3: Hyperparameter search range.

hyperparameter	search range
σ ($\alpha = 1/k\sigma^2$)	[0.3;0.4;0.5;0.6]
μ for mean pooling	[1e-06;1e-05;1e-04]
μ for max pooling	[0.001;0.01;0.1;1.0]
λ	integer multipliers of 0.05 in [0;1]

Comparison of unsupervised CKNs and RKNs. Then, we provide an additional table of results to compare the unsupervised models of CKN and RKN. In this unsupervised regime, mean pooling perform better than max pooling, which is different than what we have observed in the supervised case. RKN tend to work better than CKN, while RKN-sum—that is, using the kernel \mathcal{K}_{sum} instead of \mathcal{K}_k , works better than RKN.

Table 4: Comparison of unsupervised CKN and RKN with 1024 anchor points.

Method	Pooling	one-hot		BLOSUM62	
		auROC	auROC50	auROC	auROC50
CKN	mean	0.804	0.493	0.827	0.548
CKN	max	0.795	0.480	0.821	0.545
RKN ($\lambda = 0$)	mean	0.804	0.500	0.833	0.565
RKN	mean	0.805	0.504	0.833	0.570
RKN ($\lambda = 0$)	max	0.795	0.482	0.824	0.537
RKN	max	0.801	0.492	0.824	0.542
RKN-sum ($\lambda = 0$)	mean	0.820	0.526	0.834	0.567
RKN-sum	mean	0.821	0.527	0.834	0.565
RKN-sum ($\lambda = 0$)	max	0.825	0.526	0.837	0.563
RKN-sum	max	0.825	0.528	0.837	0.564

Study of filter number q and size k . Here we use max pooling and fix σ to 0.4 and λ to 0.1. When q varies k is fixed to 10 and q is fixed to 128 when k varies. We show here the performance of RKN with different choices of q and k . The gap hyperparameter λ is chosen optimally for each q and k . The results are shown in Figure 3.

Discussion about complexity. Performing backpropagation with our RKN model has the same complexity as performing a similar step within a recurrent neural network, up to the computation of the inverse square root matrix $K_{ZZ}^{-1/2}$, which has complexity $O(q^3)$. When q is reasonably small

$q = 128$ in our experiments, such a complexity is negligible. For instance, one forward pass with a minibatch of $b = 128$ sequences of length m yields a complexity $O(k^2mbq)$, which can typically be much greater than q^3 .

Computing infrastructures. Experiments were conducted by using a shared GPU cluster, in large parts build with Nvidia gamer cards (Titan X, GTX1080TI). About 10 of these GPUs were used simultaneously to perform the experiments of this paper.

Scatter plots and statistical testing. Even though each method was run only one time for each task, the 85 tasks allow us to conduct statistical testing when comparing two methods. In Figures 4 and 5, we provide pairwise comparisons allowing us to assess the statistical significance of various conclusions drawn in the paper. We use a Wilcoxon signed-rank test to provide p-values.

E.2 Protein fold classification on SCOP 2.06

Hyperparameter search grids. We provide the grids used for hyperparameter search, shown in Table 5.

Table 5: Hyperparameter search range for SCOP 2.06.

hyperparameter	search range
σ ($\alpha = 1/k\sigma^2$)	[0.3;0.4;0.5;0.6]
μ	[0.01;0.03;0.1;0.3;1.0;3.0;10.0]
λ	integer multipliers of 0.05 in [0;1]

Complete results with error bars. The classification accuracy for CKNs and RKNs on protein fold classification on SCOP 2.06 are obtained by averaging on 10 runs with different seeds. The results are shown in Table 6 with error bars.

Table 6: Classification accuracy for SCOP 2.06 on all (top) and level-stratified (bottom) test data. For CKNs and RKNs, the results are obtained over 10 different runs.

Method	Params	Accuracy on SCOP 2.06		
		top 1	top 5	top 10
PSI-BLAST	-	84.53	86.48	87.34
DeepSF	920k	73.00	90.25	94.51
CKN (128 filters)	211k	76.30±0.70	92.17±0.16	95.27±0.17
CKN (512 filters)	843k	84.11±0.16	94.29±0.20	96.36±0.13
RKN (128 filters)	211k	77.82±0.35	92.89±0.19	95.51±0.20
RKN (512 filters)	843k	85.29±0.27	94.95±0.15	96.54±0.12

Method	family	Level-stratified accuracy (top1/top5/top10)		
		superfamily	fold	
PSI-BLAST	82.20/84.50/85.30	86.90/88.40/89.30	18.90/35.10/35.10	
DeepSF	75.87/91.77/95.14	72.23/90.08/94.70	51.35/67.57/72.97	
CKN (128 filters)	83.30±0.78/94.22±0.25/96.00±0.26	74.03±0.87/91.83±0.24/95.34±0.20	43.78±3.59/67.03±3.38/77.57±3.64	
CKN (512 filters)	90.24±0.16/95.77±0.21/97.21±0.15	82.33±0.19/94.20±0.21/96.35±0.13	45.41±1.62/69.19±1.79/79.73±3.68	
RKN (128 filters)	76.91±0.87/93.13±0.17/95.70±0.37	78.56±0.40/92.98±0.22/95.53±0.18	60.54±2.76/83.78±2.96/90.54±1.35	
RKN (512 filters)	84.31±0.61/94.80±0.21/96.74±0.29	85.99±0.30/95.22±0.16/96.60±0.12	71.35±1.32/84.86±2.16/89.73±1.08	

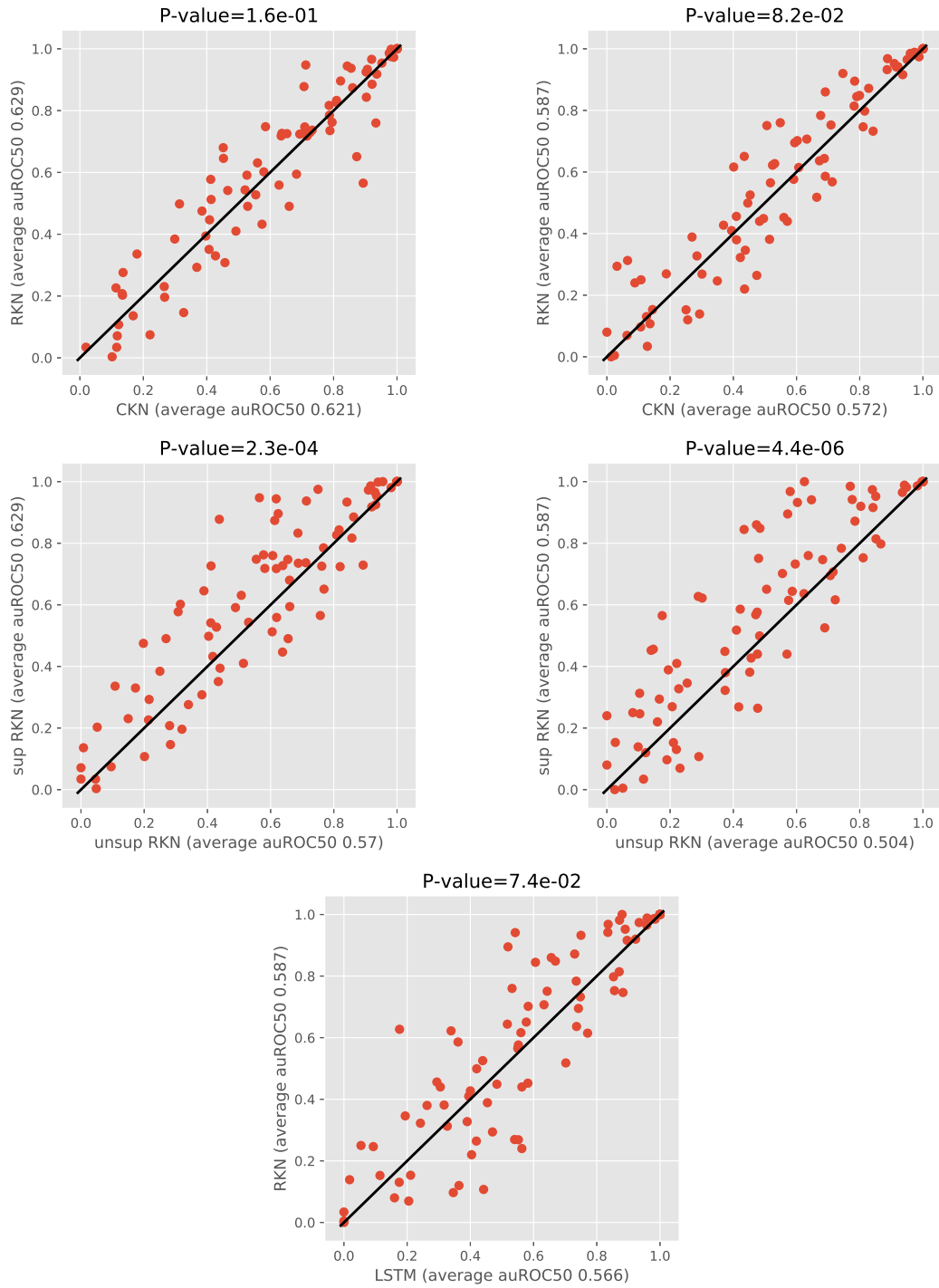


Figure 4: Scatterplots when comparing pairs of methods. In particular, we want to compare RKN vs CKN (top); , RKN vs RKN (unsup) (middle); RKN vs. LSTM (bottom).

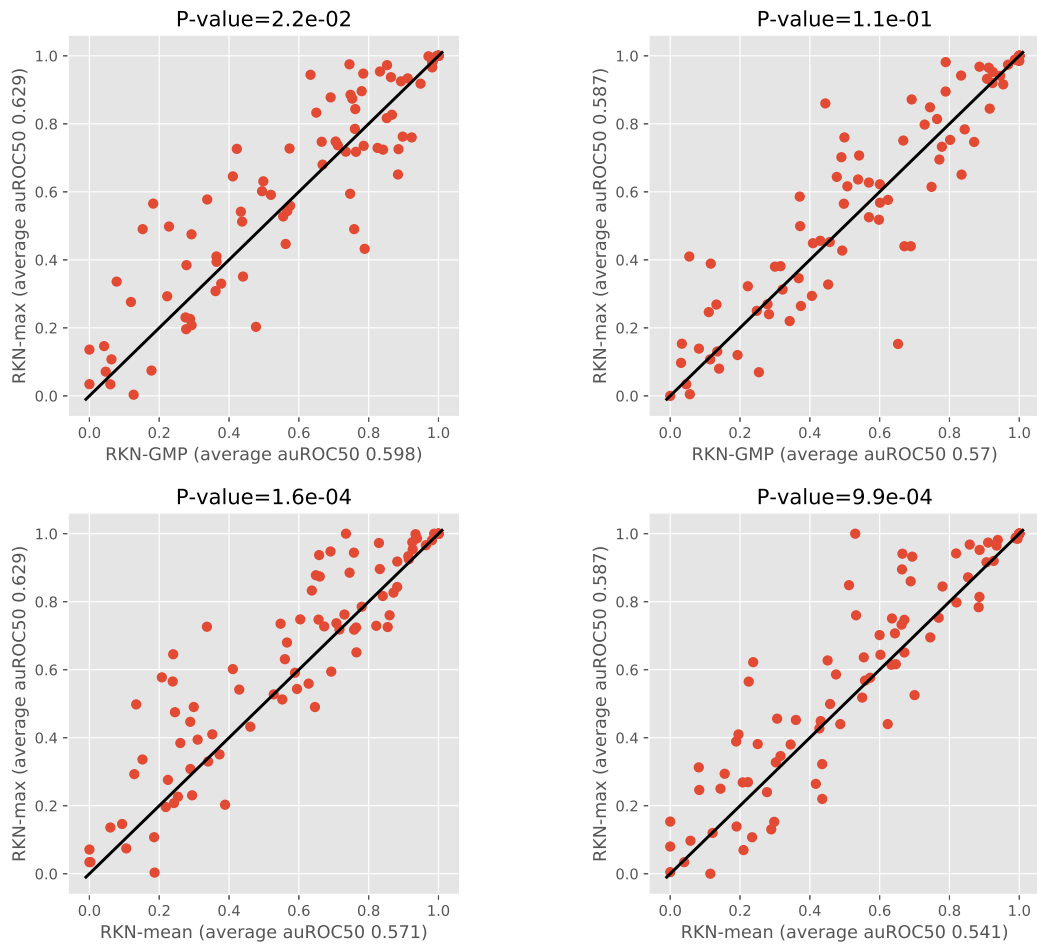


Figure 5: Scatterplots when comparing pairs of methods. In particular, we want to compare RKN-gmp vs RKN-max (top); RKN-max vs. RKN-mean (bottom).