

# Drawing $K_n$ in Three Dimensions with One Bend per Edge

Olivier Devillers, Hazel Everett, Sylvain Lazard, Maria Pentcheva, Stephen Wismath

► **To cite this version:**

Olivier Devillers, Hazel Everett, Sylvain Lazard, Maria Pentcheva, Stephen Wismath. Drawing  $K_n$  in Three Dimensions with One Bend per Edge. [Research Report] RR-5708, INRIA. 2005. <inria-00071219>

**HAL Id: inria-00071219**

**<https://hal.inria.fr/inria-00071219>**

Submitted on 23 May 2006

**HAL** is a multi-disciplinary open access archive for the deposit and dissemination of scientific research documents, whether they are published or not. The documents may come from teaching and research institutions in France or abroad, or from public or private research centers.

L'archive ouverte pluridisciplinaire **HAL**, est destinée au dépôt et à la diffusion de documents scientifiques de niveau recherche, publiés ou non, émanant des établissements d'enseignement et de recherche français ou étrangers, des laboratoires publics ou privés.



INSTITUT NATIONAL DE RECHERCHE EN INFORMATIQUE ET EN AUTOMATIQUE

# *Drawing $K_n$ in Three Dimensions with One Bend per Edge*

Olivier Devillers — Hazel Everett — Sylvain Lazard — Maria Pentcheva —  
Stephen Wismath

**N° 5708**

Septembre 2005

Thème SYM



*R*  
*apport*  
*de recherche*





## Drawing $K_n$ in Three Dimensions with One Bend per Edge

Olivier Devillers\* , Hazel Everett† , Sylvain Lazard† , Maria Pentcheva† ,  
Stephen Wismath‡

Thème SYM —Systèmes symboliques  
Projets Vegas et Geometrica

Rapport de recherche n° 5708 —Septembre 2005 — 10 pages

**Abstract:** We give a drawing of  $K_n$  in three dimensions in which vertices are placed at integer grid points and edges are drawn crossing-free with at most one bend per edge in a volume bounded by  $O(n^{2.5})$ .

**Key-words:** Graph drawing, graph embedding.

\* Project Geometrica, INRIA Sophia-Antipolis. [Olivier.Devillers@inria.fr](mailto:Olivier.Devillers@inria.fr).

† Project Vegas, INRIA Lorraine - LORIA. [Firstname.Name@loria.fr](mailto:Firstname.Name@loria.fr).

‡ Dept. of Mathematics and Computer Science, U. of Lethbridge, Alberta, Canada. [wismath@cs.uleth.ca](mailto:wismath@cs.uleth.ca).

## **Plongement de $K_n$ en trois dimensions avec des arêtes polygonales constituées d'au plus deux segments**

**Résumé :** Nous étudions le plongement compact de graphes en trois dimensions lorsque les arêtes sont des lignes polygonales d'intérieurs disjoints et composées de un ou deux segments dont les extrémités sont situées sur les sommets d'une grille à coordonnées entières. Nous montrons que tout graphe à  $n$  sommets admet un tel plongement dans une boîte, définie sur la grille, de volume  $O(n^{2.5})$ .

**Mots-clés :** Plongement de graphes.

## 1 Introduction

Drawing graphs in three dimensions has been considered by several authors in the graph-drawing field under a variety of models. One natural model is to draw vertices at integer-valued grid points in a 3D Cartesian coordinate system and represent edges as straight line segments between adjacent vertices with no pair of edges intersecting. The *volume* of such a drawing is typically defined in terms of a smallest bounding box containing the drawing and with sides orthogonal to one of the coordinate axes. If such a box  $B$  has width  $w$ , length  $l$  and height  $h$ , then we refer to the *dimensions* of  $B$  as  $(w + 1) \times (l + 1) \times (h + 1)$  and define the volume of  $B$  as  $(w + 1) \cdot (l + 1) \cdot (h + 1)$ . Note that the volume of  $B$  then exactly measures the number of grid points in (or on) the box  $B$ .

It was shown by Cohen, Eades, Lin and Ruskey [3] that it is possible to draw *any* graph in this model, and indeed the complete graph  $K_n$  is drawable within a bounding box of volume  $\Theta(n^3)$ . A lower bound of  $\Omega(n^3)$  on the volume of any such drawing of  $K_n$  is easily seen via a sweeping plane argument. An axis-parallel plane cannot contain 5 vertices as an edge crossing would then be necessarily produced. Thus, the size of each dimension is  $n/4$  or greater.

Restricted classes of graphs may however be drawn in smaller asymptotic volume. For example, Calamoneri and Sterbini [2] showed that 2-, 3-, and 4-colourable graphs can be drawn in  $O(n^2)$  volume. Pach, Thiele and Tóth [11] showed a volume bound of  $\Theta(n^2)$  for  $r$ -colourable graphs ( $r$  a constant). Dujmović, Morin and Wood [4] investigated the connection of bounded tree-width to 3D layouts. Felsner, Liotta and Wismath [8] showed that outerplanar graphs can be drawn in  $O(n)$  volume. Establishing tight volume bounds for planar graphs remains an open problem. Dujmović and Wood [5] showed an upper bound of  $O(n^{1.5})$  on the volume of planar graphs at Graph Drawing 2003.

In 2-dimensional graph drawing, the effect of allowing bends in edges has been well studied. For example, Kaufmann and Wiese [9] showed that all planar graphs can be drawn with only 2 bends per edge and all vertices located on a straight line.

The consequences of allowing bends in 3 dimensions has received little attention. Note that bend points must also occur at integer grid points. Bose, Czyzowicz, Morin, and Wood [1] showed that the number of edges in a graph provides an asymptotic lower bound on the volume regardless of the number of bends permitted, thus establishing  $\Omega(n^2)$  as the lower bound on the volume for  $K_n$ . This lower bound was explicitly achieved by Dyck, Joevenazzo, Nickle, Wilsdon and Wismath [7] who presented a construction with at most 2 bends per edge. The upper bound is also a consequence of a more general result of Dujmović and Wood [6]. In [10], Morin and Wood presented a one-bend drawing of  $K_n$  that achieves  $O(n^3/\log^2 n)$  volume. It is the gap between this result and the  $\Omega(n^2)$  lower bound that motivates this paper; we improve the Morin and Wood result to achieve a one-bend drawing with volume  $O(n^{2.5})$ .

## 2 Preliminaries

We call the axes of our 3D Cartesian coordinate system respectively X, Y and Z.

The one-bend construction of  $K_n$  by Morin and Wood [10] considers  $O(\log n)$  packets of  $O(\frac{n}{\log n})$  collinear vertices. All the vertices lie in the XY-plane and edges joining vertices of different packets

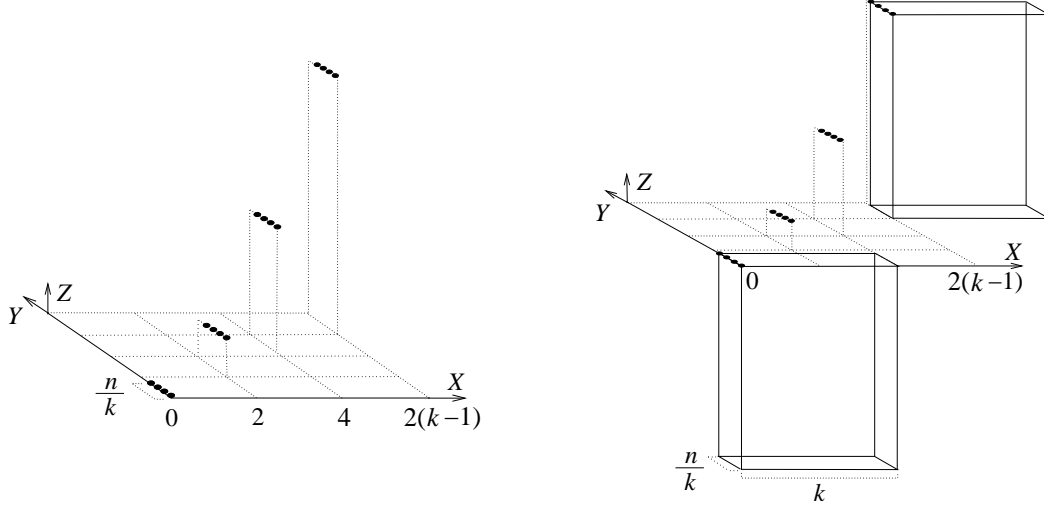


Figure 1: (a)  $k$  packets of  $\frac{n}{k}$  vertices; (b) bounding boxes of the complete graphs of packets of vertices. Here,  $n = 16$  and  $k = 4$ .

lie above this plane. Edges joining vertices within a packet lie below this plane and the volume of these (complete) subgraphs is a consequence of the following lemma.

**Lemma 1 ([10])** *For all  $q \geq 1$ ,  $K_m$  has a one-bend drawing in an axis-parallel box of size  $q \times m \times \left\lceil \frac{\pi^2 m^2}{3q} \right\rceil$  with all the vertices on the  $Y$ -axis.*

Indeed,  $\Omega(n^3)$  volume is required for a collinear one-bend drawing of  $K_n$  as shown by Morin and Wood. We present here a brief description of the construction behind Lemma 1 because we will use it in our construction. The edges are divided into  $\Theta(m^2)$  chains of edges (i.e., sequences of edges). A chain connects all vertices with index equal to  $i$  modulo  $j$  such that the vertices on the chain are ordered with increasing indices. In each chain, the bends are placed on a line parallel to the  $Y$ -axis through a point of integer coordinates  $(x, z)$  in the  $XZ$ -plane. The chains thus lie in planes that contain the  $Y$ -axis (where the vertices lie). In the  $XZ$ -plane, the points  $(x, z)$  are chosen so that they are all strictly visible from the origin. The well-known fact that there are  $\Theta(m^2)$  such choices in a rectangle of size  $q \times \frac{m^2}{q}$  ensures that all the  $\Theta(m^2)$  chains can be placed in distinct planes, and thus in a way that the edges do not cross.

### 3 The construction

Recall that the problem we solve is to draw a complete graph on a three-dimensional integer-valued grid where the edges do not cross, and they have at most one bend. Both the vertices and the bends

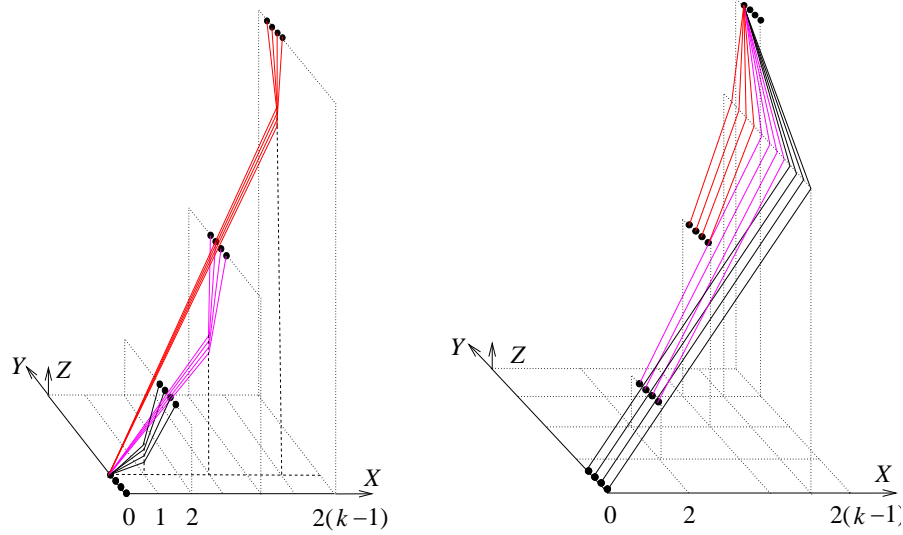


Figure 2: (a) all edges starting from one vertex; (b) all edges ending at one vertex. Here,  $n = 16$  and  $k = 4$ .

are placed at nodes of the grid. The goal is to minimize the volume of the bounding box of this drawing. In this section, we present our construction.

The construction is roughly as follows (see Figures 1 and 2). We split the  $n$  vertices into  $k$  packets of  $\frac{n}{k}$  vertices, where all vertices in one packet have the same  $X$  and  $Z$  coordinates. All edges of the complete graph contain a bend. All edges joining two vertices of one packet are placed below and right (positive  $X$  direction) of the packet, and all edges joining two vertices of different packets are placed “above”. We present our construction for an arbitrary  $k$  and show later that the volume of the bounding box of the drawing is minimized for  $k = n^{\frac{1}{4}}$ . We assume for simplicity that  $\frac{n}{k}$  is an integer.

**$X$  and  $Y$  coordinates of the vertices.** We first describe the  $X$  and  $Y$ -coordinates of the vertices. Refer to Figure 1(a). All vertices have different  $Y$ -coordinates, ranging between 0 and  $n - 1$ . We divide the set of  $n$  vertices into  $k$  packets, denoted  $V_0, \dots, V_{k-1}$ , of  $\frac{n}{k}$  vertices. All vertices in the same packet  $V_i$  have the same  $X$ -coordinate  $2i$ , the same  $Z$ -coordinate  $z_i$  (which we will define later), and consecutive  $Y$ -coordinates. Precisely, the  $j$ -th vertex in the  $i$ -th packet, denoted  $v_{i,j}$ , has coordinates  $(2i, i\frac{n}{k} + j, z_i)$ , with  $0 \leq j \leq \frac{n}{k} - 1$  and  $0 \leq i \leq k - 1$ .

**Edges joining vertices of one packet.** Refer to Figure 1(b). Since all the vertices of one packet are collinear, we can draw the complete graph on these vertices using the  $q \times m \times O(m^2/q)$  volume construction of Morin and Wood [10] described in Section 2. In that construction there are  $m$  collinear vertices; here we have  $m = \frac{n}{k}$  vertices. We choose  $q = k$  and draw the edges such that the bounding box of this complete subgraph is below (negative  $Z$ ) and to the right (positive  $X$ ) of the vertices.



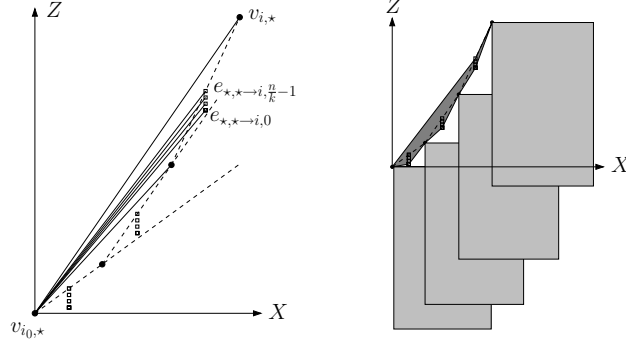


Figure 3: (a) Construction of the Z-coordinates of the vertices (dots) and bends (squares); (b) XZ-projection of the bounding boxes of the interpacket edges.

Notice that we have chosen  $q = k$  so that these complete subgraphs do not asymptotically increase the width of the final drawing.

*In the sequel of the construction, we only consider edges that join vertices of distinct packets, and their bends.*

**X and Y coordinates of the bends.** The bend of an edge joining vertex  $v_{i_1, j_1}$  to vertex  $v_{i_2, j_2}$ , with  $i_1 < i_2$ , is denoted  $e_{i_1, j_1 \rightarrow i_2, j_2}$ . It separates the edge into two distinct segments, the *outgoing* segment which starts at  $v_{i_1, j_1}$  and ends at  $e_{i_1, j_1 \rightarrow i_2, j_2}$ , and the *incoming* segment which starts with  $e_{i_1, j_1 \rightarrow i_2, j_2}$  and ends at  $v_{i_2, j_2}$ .

Refer to Figure 2. A bend  $e_{i_1, j_1 \rightarrow i_2, j_2}$  has coordinates  $(2i_2 - 1, i_1 \frac{n}{k} + j_1, z_{i_2, j_2})$ , that is, its X-coordinate is one less than the X-coordinate of  $v_{i_2, j_2}$ , its Y-coordinate is the same as for  $v_{i_1, j_1}$ , and its Z-coordinate, which only depends on  $v_{i_2, j_2}$ , will be defined later. (Notice that the bends of all edges ending at the same vertex have the same Z-coordinate).

**Z-coordinates of the vertices and bends.** We assign values to  $z_i$  and  $z_{i, j}$  so that edges do not cross. In fact, our construction is designed to verify the following lemma. In the following we consider the projection on the XZ-plane of the vertices  $v_{i, \star}$  and bends  $e_{\star, \star \rightarrow i, j}$  where  $\star$  can take any value since the projected points are identical. Refer to Figures 2 and 3(a).

**Lemma 2** *When projected into the XZ-plane, the polar ordering  $\prec_{i_0}$  viewed from a vertex  $v_{i_0, \star}$  of the vertices  $v_{i, \star}$  and bends  $e_{\star, \star \rightarrow i, j}$  with  $i_0 < i < k$  and  $0 \leq j < \frac{n}{k}$  satisfies*

$$v_{i-1, \star} \prec_{i_0} e_{\star, \star \rightarrow i, 0} \prec_{i_0} \dots \prec_{i_0} e_{\star, \star \rightarrow i, j} \prec_{i_0} \dots \prec_{i_0} e_{\star, \star \rightarrow i, \frac{n}{k}-1} \succeq_{i_0} v_{i, \star}.$$

Before proving Lemma 2, we describe our construction. First, let  $z_0 = 0$  and  $z_{1, j} = j + 1$ , then  $z_1$  is chosen such that  $v_{1, \star}$  is at the same polar angle about  $v_{0, \star}$  as  $e_{0, \star \rightarrow 1, \frac{n}{k}-1}$ , which gives  $z_1 = 2z_{1, \frac{n}{k}-1} = 2\frac{n}{k}$ .

Assume now that we have placed vertices and bends up to index  $i$ . To get a correct polar ordering around  $v_{i-1,\star}$  we need to have the next bends above the line through  $v_{i-1,\star}$  and  $v_{i,\star}$  thus we place the next bend at  $z_{i+1,0} = z_i + \frac{1}{2}(z_i - z_{i-1}) + 1$  and the following bends on edges going to  $v_{i+1,\star}$  at  $z_{i+1,j} = z_i + \frac{1}{2}(z_i - z_{i-1}) + 1 + j$ .

The next vertex  $v_{i+1,\star}$  is placed at the same polar angle about  $v_{i,\star}$  as  $e_{\star,\star \rightarrow i+1, \frac{n}{k}-1}$  which gives  $z_{i+1} = z_i + 2(z_{i+1, \frac{n}{k}-1} - z_i) = z_i + 2(\frac{z_i - z_{i-1}}{2} + \frac{n}{k}) = 2z_i - z_{i-1} + 2\frac{n}{k}$ ; solving this recurrence<sup>1</sup> yields  $z_i = i(i+1)\frac{n}{k}$ . Then we obtain  $z_{i,j} = z_{i-1} + \frac{1}{2}(z_{i-1} - z_{i-2}) + 1 + j = (i-1)(i+1)\frac{n}{k} + 1 + j$ .

To summarize, the coordinates of the vertices and bends are

$$\begin{aligned} v_{i,j} &= \left( 2i, i\frac{n}{k} + j, i(i+1)\frac{n}{k} \right) \\ e_{i_1, j_1 \rightarrow i_2, j_2} &= \left( 2i_2 - 1, i_1\frac{n}{k} + j_1, (i_2^2 - 1)\frac{n}{k} + 1 + j_2 \right) \end{aligned}$$

**Proof of Lemma 2:** The correct polar ordering of the  $v_{i,\star}$  viewed from  $v_{i_0,\star}$  is guaranteed since all these points are ordered on a convex curve (i.e. a parabola). Let  $L_i$  be the line through  $v_{i,\star}$  and  $v_{i+1,\star}$ . The correct polar ordering of  $v_{i,\star}$ , the  $e_{\star,\star \rightarrow i+1,j}$  and  $v_{i+1,\star}$ , viewed from  $v_{i,\star}$ , comes directly from the construction; moreover, this ordering is the same for all viewpoints  $v_{i_0,\star}$ ,  $i_0 < i$ , since these viewpoints lie above  $L_{i-1}$  (see Figure 3(a)). ■

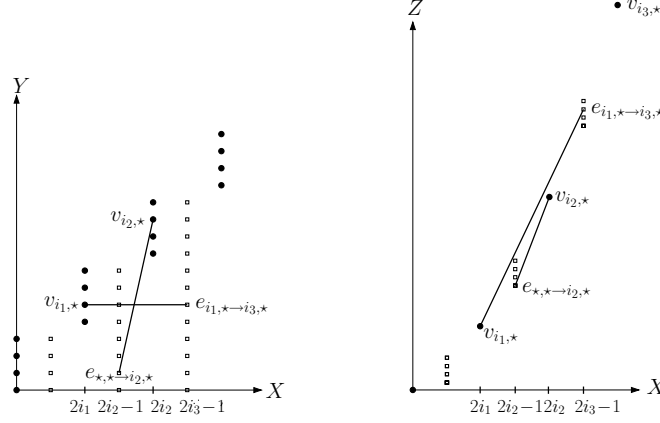
## 4 Proof of correctness

We say that two edges cross if their relative interiors intersect. We prove in this section that no two edges of our construction cross. We first show that the edges joining vertices within the same packet induce no crossing. Then, we show that there is no crossing between two outgoing segments, two incoming segments, and finally one outgoing and one incoming segment.

**Edges joining vertices within packets.** We use the same technique as in the Morin-Wood construction [10] to ensure that no two edges joining vertices within a given packet cross. An edge joining vertices within a packet crosses no other edge joining vertices within another packet since the projection onto the  $Y$ -axis of the bounding boxes of the Morin-Wood constructions do not intersect. Finally, the bounding box of the Morin-Wood construction properly intersects no edge joining distinct packets since they do not properly intersect in  $XZ$ -projection (see Figure 3(b)). Hence, the edges joining vertices within a packet cross no other edge.

**Outgoing-outgoing segments.** Refer to Figure 2(a). If two outgoing segments start from different vertices, they lie in two different planes parallel to the  $XZ$ -plane. Otherwise, by Lemma 2, the two segments only share their starting point. Hence no two outgoing segments cross.

<sup>1</sup>An inductive verification is easy since with this formula we have:  
 $2z_i - z_{i-1} + 2\frac{n}{k} = \frac{n}{k}[2i(i+1) - i(i-1) + 2] = \frac{n}{k}[i^2 + 3i + 2] = (i+1)(i+2)\frac{n}{k} = z_{i+1}$ .

Figure 4: Incoming and outgoing segments in  $XY$  and  $XZ$ -projections.

**Incoming-incoming segments.** Refer to Figure 2(b). We first remark that an incoming segment joining  $e_{*,* \to i,j}$  to  $v_{i,j}$  lies in the plane  $P_{i,j}$  through the two lines parallel to the  $Y$ -axis and containing, respectively, all the  $e_{*,* \to i,j}$  and all the  $v_{i,*}$ .

For a pair of incoming segments, we consider three cases according to whether both segments finish at the same vertex, at distinct vertices of the same packet, or at vertices of different packets. In the first case, the segments live in a plane  $P_{i,j}$ ; they start at different bends and end at the same vertex, hence they do not cross. In the second case, the two segments live in two planes  $P_{i,j}$  and  $P_{i,j'}$  whose intersection is the line  $v_{i,j}v_{i,j'}$ . The segments end there and thus cannot cross. In the third case, the segments do not overlap in the  $X$ -direction, thus they do not cross.

**Incoming-outgoing segments.** Consider an outgoing segment joining vertex  $v_{i_1,*}$  to bend  $e_{i_1,* \to i_3,*}$  and an incoming segment joining bend  $e_{*,* \to i_2,*}$  to vertex  $v_{i_2,*}$ , where  $*$  can be any value (see Figure 4). The ranges over the  $X$ -axis of the two segments are  $[2i_1, 2i_3 - 1]$  and  $[2i_2 - 1, 2i_2]$ . They overlap only if  $i_1 < i_2 < i_3$ , and, in such a case, Lemma 2 yields that, viewed from  $v_{i_1,*}$ , the points satisfy the polar ordering

$$e_{*,* \to i_2,*} \prec_{i_1} v_{i_2,*} \prec_{i_1} e_{i_1,* \to i_3,*}.$$

This implies that, in projection onto the  $XZ$ -plane, points  $e_{*,* \to i_2,*}$  and  $v_{i_2,*}$  are below the line segment joining  $v_{i_1,*}$  and  $e_{i_1,* \to i_3,*}$  (see Figure 4). Hence the two segments do not cross.

## 5 Volume analysis

The dimension of the bounding box of our construction for edges between packets has size smaller than  $2k \times n \times kn$  since the highest vertex has  $Z$ -coordinate  $z_{k-1} = k(k-1)\frac{n}{k}$ . The complete subgraphs within packets have size  $k \times \frac{n}{k} \times \left\lceil \frac{\pi^2}{3} \frac{n^2}{k^3} \right\rceil$  and thus our complete construction fits in a box of size

$O(k) \times n \times O(\frac{n^2}{k^3} + kn)$ . To balance the increasing and decreasing terms of the Z-dimension we choose  $k$  such that  $\frac{n^2}{k^3} = kn$  that is  $k = n^{\frac{1}{4}}$ . Recall that we assumed for simplicity that  $k$  and  $\frac{n}{k}$  were integers; for any  $n$  we can apply our construction with  $\lceil n^{\frac{1}{4}} \rceil^4$  vertices and then remove the extra vertices and edges. We thus have the following result.

**Theorem 3** *Every complete graph  $K_n$  has a one-bend drawing in an axis-parallel box of dimensions  $O(n^{\frac{1}{4}}) \times n \times O(n^{\frac{5}{4}})$  and volume  $O(n^{2.5})$ .*

**Remark 4** An alternative for applying Lemma 1 with boxes that match the X-dimension of our construction (choosing  $q = k$  with  $m = \frac{n}{k}$ ) is to take boxes whose size matches the Z-dimension of our construction (choosing  $q = kn$  with  $m = \frac{n}{k}$ ). Then the dimension of the bounding box of the Morin-Wood construction for interpacket edges is  $O(\frac{n^2}{k^2} \cdot \frac{1}{kn}) \times \frac{n}{k} \times kn$  which gives a total size for our construction of  $O(k + \frac{n}{k^3}) \times n \times 2kn$ . This is still optimal for  $k = n^{\frac{1}{4}}$  but it offers a trade-off between volume and aspect ratio of the box for  $k \in [1, n^{\frac{1}{4}}]$ .

## 6 Conclusion and Open Problems

We have presented a construction of volume  $O(n^{2.5})$  for a one-bend drawing of the complete graph  $K_n$  by a hierarchical organisation of the graph where edges inside packets are drawn with the cubic result of Pat Morin and David Wood for collinear vertices. By arranging the packets of points on different planes, the remaining edges can be drawn more compactly.

While our result is a significant improvement over previous constructions, it remains to close the gap between our  $O(n^{2.5})$  upper bound and the  $\Omega(n^2)$  lower bound, and also to improve the bounding box aspect ratio.

### Acknowledgments

We thank Sebastian Hanlon and Carrie Wang for creating some of the figures used in this paper, and Ethan Kim and Jeff Erickson for discussions related to this result.

### References

- [1] P. Bose, J. Czyzowicz, P. Morin and D. R. Wood. The maximum number of edges in a three-dimensional grid-drawing, *J. of Graph Algorithms and Applications*, 8(1):21–26, 2004.
- [2] T. Calamoneri and A. Sterbini. 3D straight-line grid drawing of 4-colorable graphs, *Information Processing Letters* 63(2):97–102, 1997.
- [3] R. F. Cohen, P. Eades, T. Lin, and F. Ruskey. Three-dimensional graph drawing, *Algorithmica*, 17:199–208, 1997.

- [4] V. Dujmović, P. Morin, and D. R. Wood. Layout of graphs with bounded tree-width, *SIAM J. of Computing*, 34(3):553-579, 2005.
- [5] V. Dujmović, and D. R. Wood. Three-dimensional grid drawings with sub-quadratic volume, Proc. of 11th Int. Symposium on Graph Drawing (GD '03), *Lecture Notes in Computer Science* 2912:190–201, Springer-Verlag, 2004.
- [6] V. Dujmović, and D. R. Wood. Stacks, Queues and Tracks: Layouts of Graph Subdivisions, *Discrete Math and Theoretical Computer Science*, to appear.
- [7] B. Dyck, J. Joevenazzo, E. Nickle, J. Wilsdon, and S. Wismath. Drawing  $K_n$  in Three Dimensions with Two Bends Per Edge, University of Lethbridge Technical Report #CS-01-04, pp. 2–7, January 2004.
- [8] S. Felsner, G. Liotta, S. Wismath. Straight-line drawings on restricted integer grids in two and three dimensions, *J. of Graph Algorithms and Applications*, 7(4):363–398, 2003.
- [9] M. Kaufmann and R. Wiese. Embedding vertices at points: few bends suffice for planar graphs, *J. of Graph Algorithms and Applications*, 6(1):115–129, 2002.
- [10] P. Morin and D. R. Wood. Three-dimensional 1-bend graph drawings, *J. Graph Algorithms and Applications*, 8(3), 2004, to appear.
- [11] J. Pach, T. Thiele, and G. Tóth. Three-dimensional grid drawings of graphs, Proc. of 4th Int. Symposium on Graph Drawing (GD '97), *Lecture Notes in Computer Science*, 1353:47–51, Springer-Verlag, 1997.



---

Unité de recherche INRIA Lorraine  
LORIA, Technopôle de Nancy-Brabois - Campus scientifique  
615, rue du Jardin Botanique - BP 101 - 54602 Villers-lès-Nancy Cedex (France)

Unité de recherche INRIA Futurs : Parc Club Orsay Université - ZAC des Vignes  
4, rue Jacques Monod - 91893 ORSAY Cedex (France)

Unité de recherche INRIA Rennes : IRISA, Campus universitaire de Beaulieu - 35042 Rennes Cedex (France)

Unité de recherche INRIA Rhône-Alpes : 655, avenue de l'Europe - 38334 Montbonnot Saint-Ismier (France)

Unité de recherche INRIA Rocquencourt : Domaine de Voluceau - Rocquencourt - BP 105 - 78153 Le Chesnay Cedex (France)

Unité de recherche INRIA Sophia Antipolis : 2004, route des Lucioles - BP 93 - 06902 Sophia Antipolis Cedex (France)

---

Éditeur  
INRIA - Domaine de Voluceau - Rocquencourt, BP 105 - 78153 Le Chesnay Cedex (France)  
<http://www.inria.fr>  
ISSN 0249-6399