

# Asymptotic Robustness of Estimators in Rare-Event Simulation

Pierre L'Ecuyer, Jose Blanchet, Bruno Tuffin, Peter Glynn

► **To cite this version:**

Pierre L'Ecuyer, Jose Blanchet, Bruno Tuffin, Peter Glynn. Asymptotic Robustness of Estimators in Rare-Event Simulation. [Research Report] PI 1863, 2007, pp.41. <inria-00170077v2>

**HAL Id: inria-00170077**


**<https://hal.inria.fr/inria-00170077v2>**

Submitted on 6 Sep 2007

**HAL** is a multi-disciplinary open access archive for the deposit and dissemination of scientific research documents, whether they are published or not. The documents may come from teaching and research institutions in France or abroad, or from public or private research centers.

L'archive ouverte pluridisciplinaire **HAL**, est destinée au dépôt et à la diffusion de documents scientifiques de niveau recherche, publiés ou non, émanant des établissements d'enseignement et de recherche français ou étrangers, des laboratoires publics ou privés.

PUBLICATION  
INTERNE  
N° 1863



ASYMPTOTIC ROBUSTNESS OF ESTIMATORS IN  
RARE-EVENT SIMULATION

PIERRE L'ECUYER , JOSE H. BLANCHET , BRUNO  
TUFFIN, PETER W. GLYNN



## Asymptotic Robustness of Estimators in Rare-Event Simulation

Pierre L'Ecuyer , Jose H. Blanchet , Bruno Tuffin, Peter W. Glynn

Systèmes communicants  
Projet Dionysos

Publication interne n° 1863 — Septembre 2007 — 41 pages

**Abstract:** The asymptotic robustness of estimators as a function of a rarity parameter, in the context of rare-event simulation, is often qualified by properties such as bounded relative error (BRE) and logarithmic efficiency (LE), also called asymptotic optimality. However, these properties do not suffice to ensure that moments of order higher than one are well estimated. For example, they do not guarantee that the variance of the empirical variance remains under control as a function of the rarity parameter. We study generalizations of the BRE and LE properties that take care of this limitation. They are named bounded relative moment of order  $k$  (BRM- $k$ ) and logarithmic efficiency of order  $k$  (LE- $k$ ), where  $k \geq 1$  is an arbitrary real number. We also introduce and examine a stronger notion called vanishing relative centered moment of order  $k$ , and exhibit examples where it holds. These properties are of interest for various estimators, including the empirical mean and the empirical variance. We develop (sufficient) Lyapunov-type conditions for these properties in a setting where state-dependent importance sampling (IS) is used to estimate first-passage time probabilities. We show how these conditions can guide us in the design of good IS schemes, that enjoy convenient asymptotic robustness properties, in the context of random walks with light-tailed and heavy-tailed increments. As another illustration, we study the hierarchy between these robustness properties (and a few others) for a model of highly-reliable Markovian system (HRMS) where the goal is to estimate the failure probability of the system. In this setting, for a widely-used class of IS schemes, we show that BRM- $k$  and LE- $k$  are equivalent and that these properties become strictly stronger when  $k$  increases. We also obtain a necessary and sufficient condition for BRM- $k$  in terms of quantities that can be readily verified from the parameters of the model.

**Key-words:** Rare-event simulation, robustness, bounded relative error, logarithmic efficiency, importance sampling, zero-variance approximation

(Résumé : *tsvp*)

## Robustesse asymptotique des estimateurs en simulation d'événements rares

**Résumé :** La robustesse asymptotique des estimateurs en fonction d'un paramètre de rareté, dans le contexte de la simulation des événements rares, est souvent caractérisée par des propriétés telles que l'erreur relative bornée (BRE) et l'efficacité logarithmique (LE), aussi connue sous le nom d'optimalité asymptotique. Mais ces propriétés ne suffisent pas à assurer que les moments d'ordre supérieur à 1 sont bien estimés. Par exemple, ils ne garantissent pas que la variance de la variance empirique demeure sous contrôle en fonction du paramètre de rareté. Nous étudions ici des généralisations des propriétés BRE et LE pour couvrir ces exigences. Il s'agit du moment relatif d'ordre  $k$  borné (BRM- $k$ ) et de l'efficacité logarithmique d'ordre  $k$  (LE- $k$ ), où  $k \geq 1$  est un nombre réel arbitraire. Nous introduisons et examinons aussi une notion plus forte appelée moment relatif centré d'ordre  $k$  évanescents (VRCM- $k$ ), et donnons des exemples où elle s'applique. Ces propriétés peuvent être intéressantes pour différents types d'estimateurs, incluant la moyenne empirique et la variance empirique. Nous développons aussi des conditions de type Lyapunov, suffisantes pour ces propriétés, dans un cadre où l'échantillonnage stratégique (IS) est utilisé pour estimer une probabilité de premier passage. Nous montrons comment ces conditions peuvent nous guider dans la conception de bons changements de mesure pour IS, qui jouissent de propriétés utiles de robustesse asymptotique, dans le contexte de marches aléatoires dont les incréments ont des lois ont des densités à décroissance rapide dans un cas, et à décroissance lente dans l'autre. Comme autre illustration, nous établissons une hiérarchie entre ces propriétés de robustesse (ainsi que quelques autres), pour un modèle de système Markovien hautement fiable (HRMS) où le but est d'estimer la probabilité de panne du système. Pour ce modèle, pour une classe de schémas IS couvrant les heuristiques les plus connues, nous montrons que BRM- $k$  et LE- $k$  sont équivalentes, et que ces propriétés sont strictement plus fortes lorsqu'on augmente  $k$ . Nous obtenons aussi des conditions nécessaires et suffisantes pour BRM- $k$  en termes de quantités faciles à calculer à partir des paramètres du modèle.

**Mots clés :** Simulation d'événements rares, robustesse, erreur relative bornée, efficacité logarithmique, échantillonnage préférentiel, approximation à variance zéro

## 1 Introduction

Rare-event simulation is a key tool in several areas such as reliability, telecommunications, finance, insurance, and computational chemistry and physics, among others [8, 12, 27, 28, 29]. In typical rare-event settings, the Monte Carlo method is not viable unless special “acceleration” techniques are used to make the important rare events occur frequently enough for moderate sample sizes. The two main families of techniques for doing that are splitting [18, 21, 32, 41] and importance sampling (IS) [12, 23, 27, 28].

Suppose we want to estimate a positive quantity  $\gamma = \gamma(\varepsilon)$  that depends on a *rarity* parameter  $\varepsilon > 0$ . We assume that  $\lim_{\varepsilon \rightarrow 0^+} \gamma(\varepsilon) = 0$ . We have a family of estimators  $Y = Y(\varepsilon)$  taking their values in  $[0, \infty)$ , such that  $\mathbb{E}[Y(\varepsilon)] = \gamma(\varepsilon)$  for each  $\varepsilon > 0$ . In applications,  $\gamma(\varepsilon)$  can be a performance measure defined as a mathematical expectation, and some model parameters are defined as functions of  $\varepsilon$  in a convenient way. For example, in queuing systems, the service time and inter-arrival time distributions and the buffer sizes might depend on  $\varepsilon$ , while in Markovian reliability models, the failure rates and repair rates might be functions of  $\varepsilon$ . The convergence speed of  $\gamma(\varepsilon)$  toward 0 may depend on how the model is parameterized, but the robustness properties introduced in this paper do not depend on this speed; they depend only on the magnitude of certain moments of  $Y(\varepsilon)$  relative to the corresponding powers of  $\gamma(\varepsilon)$ .

A special case of this setting arises when  $Y(\varepsilon)$  is an indicator function:  $Y(\varepsilon) = 1$  with probability  $\gamma(\varepsilon)$  and  $Y(\varepsilon) = 0$  with probability  $1 - \gamma(\varepsilon)$ . In this case,  $\text{Var}[Y(\varepsilon)] = \gamma(\varepsilon)(1 - \gamma(\varepsilon)) \approx \gamma(\varepsilon)$ , so the squared relative error (or relative variance)  $\text{Var}[Y(\varepsilon)]/\gamma^2(\varepsilon) \approx 1/\gamma(\varepsilon)$  grows without bound when  $\varepsilon \rightarrow 0$ . If we estimate  $\gamma(\varepsilon)$  by the average of  $n = n(\varepsilon)$  independent copies of  $Y(\varepsilon)$ , we have an estimator with relative variance  $1/(n(\varepsilon)\gamma(\varepsilon))$ . This estimator does not have bounded relative error (BRE) unless the sample size  $n(\varepsilon)$  grows at least at the same rate as  $1/\gamma(\varepsilon)$  when  $\varepsilon \rightarrow 0$  [27], which means that the computing budget would have to increase without bound. Viewed from another angle, if we fix the computing budget to a constant, so  $n(\varepsilon)$  is not allowed to grow indefinitely when  $\varepsilon \rightarrow 0$ , then the relative error is unbounded. In this type of situation, splitting and IS are often used to design better estimators, which may have the BRE property with a fixed computing budget. There are many cases (e.g., in queuing and finance) where the best available estimators do not have the BRE property, but enjoy the slightly weaker property of logarithmic efficiency (LE). This often happens when the estimators are constructed by exploiting the theory of large deviations [1, 20, 27, 28, 38]. LE has the intuitive interpretation that when  $\gamma^2(\varepsilon) \rightarrow 0$  exponentially fast in  $1/\varepsilon$ ,  $\text{Var}[Y(\varepsilon)] \rightarrow 0$  at the same exponential rate.

To see why the BRE or LE properties are often not sufficient, suppose we want to compute a confidence interval on  $\gamma(\varepsilon)$  based again on independent replicates of  $Y(\varepsilon)$ . To do this via the classical central limit theorem (CLT), we need reliable estimators for both the mean  $\gamma(\varepsilon)$  and the variance  $\sigma^2(\varepsilon) = \mathbb{E}[(Y(\varepsilon) - \gamma(\varepsilon))^2]$ . We want these estimators to remain robust in the sense that their relative error remains bounded (or grows only very slowly) when  $\varepsilon \rightarrow 0$ . Under the assumption that one uses a confidence interval with a half-width proportional to the exact (theoretical) variance, the relative half-width remains bounded if the estimator has BRE [27]. But to realistically implement such a confidence interval

procedure, one needs to estimate the variance from the simulated i.i.d. runs of the model. To obtain such a confidence interval, in which the relative half-width is estimated properly, one typically needs an estimator of  $\sigma^2(\varepsilon)$  that is accurate to order  $\gamma^2(\varepsilon) \times o(1)$  as  $n \rightarrow \infty$ , uniformly in  $\varepsilon$ . Obtaining a variance estimator with such a level of relative accuracy (relative to  $\gamma^2(\varepsilon)$ ) requires control over the  $(2 + \delta)$ th moment of  $Y(\varepsilon)$  for some  $\delta > 0$ . In rare-event settings, reliable (relative) mean and variance estimators are typically difficult to obtain. In fact, the *relative variance* is often more difficult to estimate than the mean (relative to the mean).

A similar problem arises in empirically comparing the efficiencies of two different estimators for the quantity  $\gamma(\varepsilon)$ , as  $\varepsilon \rightarrow 0$ . In particular, the efficiency is typically assessed by comparing the variances of the associated estimators. Since the exact (theoretical) variances are not available analytically, they must be computed from the sample variance, as obtained from the simulation runs used to estimate  $\gamma(\varepsilon)$ . Even if all the estimators to be compared enjoy the BRE property, a potentially huge number of simulation runs may be required to compute the ratio of efficiencies between the available estimators, unless the fourth moment of the estimator scales in proportion to  $\gamma(\varepsilon)$ .

This motivates our introduction, in this paper, of asymptotic characterizations that generalize BRE and LE, namely *bounded relative moment of order  $k$*  (BRM- $k$ ) and *logarithmic efficiency of order  $k$*  (LE- $k$ ), where  $k \in [1, \infty)$ . The relative moment of order  $k$  is the expectation of  $[Y(\varepsilon)/\gamma(\varepsilon)]^k$ . An estimator has the BRM- $k$  property if its relative moment of order  $k$  remains bounded when  $\varepsilon \rightarrow 0$ . The LE- $k$  property roughly means that when  $\gamma^k(\varepsilon) \rightarrow 0$  at an exponential rate, the  $k$ th moment converges to zero at the same exponential rate. BRE-2 and LE-2 are equivalent to BRE and LE, respectively. We also introduce and discuss a much stronger property than BRM- $k$ , named *vanishing relative centered moment of order  $k$*  (VRCM- $k$ ), which means that the relative centered moment of order  $k$  converges to 0 when  $\varepsilon \rightarrow 0$ . As it turns out, this property implies that the sampling scheme converges to a zero-variance sampling scheme when  $\varepsilon \rightarrow 0$ . We give examples where this property holds.

These concepts apply to *any estimator* that depends on some rarity parameter  $\varepsilon$ ; it does not have to involve splitting or IS. This includes for instance the empirical variance and higher empirical moments taken as estimators of the exact variance and of higher moments of the estimator of interest. For example, saying that the *empirical variance* has the BRM-2 property means that the variance of the empirical variance, divided by the squared variance, is bounded when  $\varepsilon \rightarrow 0$ . This is *bounded relative error of the empirical variance* (as a variance estimator). Saying that the empirical mean has the BRM-4 property, on the other hand, means that its fourth moment divided by the fourth power of the mean is bounded. These two properties are not equivalent in general.

Lesser-known asymptotic robustness properties than BRE and LE have also been studied in the literature. For instance, [36] examines a generalization of LE for central empirical moments of high-order, in a specific large-deviations context where the goal is to estimate the probability that the average of  $n = \lfloor 1/\varepsilon \rfloor$  i.i.d. random variables exceeds a given constant. [9] defines a weaker criterion than LE, motivated by the observation that the large variance sometimes comes from a set of events with “small” probability relative to the probability of

the rare event itself, uniformly in  $\varepsilon$ . If the restriction of the estimator to the large set (defined as the complement of this set of small probability) is LE, they say that the estimator has *large set asymptotic optimality*. Other properties include *bounded normal approximation* (BNA), and *asymptotic good estimation of the mean* (AGEM) and *of the variance* (AGEV) (also called *probability* and *variance well-estimation*) [39, 40]. BNA, as defined in [39], implies that if we approximate the distribution of the average of  $n$  i.i.d. copies of  $Y$  by the normal distribution (e.g., to compute a confidence interval), the approximation is accurate to order  $O(n^{-1/2})$  uniformly in  $\varepsilon$  when  $\varepsilon \rightarrow 0$ . AGEM and AGEV have been defined in the context of estimating a probability in a HRMS, and basically mean that the sample paths that contribute the most to the estimator and its second moment, respectively, are not rare under the sampling scheme that is examined.

It is important to underline that all notions mentioned so far completely disregard the computational work (CPU time) required to obtain the estimator. In general, this computational cost can be random, and its mean or higher moments, which often depends on  $\varepsilon$ , can be unbounded when  $\varepsilon \rightarrow 0$ . This motivates the need for *work-normalized* versions of the BRM- $k$ , LE- $k$ , and VRCM- $k$  properties. For  $k = 2$ , the standard practice for taking the work into account when comparing estimators is to multiply the variance by the expected computational cost [26, 24], based on the idea that doubling the computing budget typically permits one (roughly) to halve the variance. This has motivated the introduction of concepts such as *bounded work-normalized relative error* (also called *bounded relative efficiency*) in [14] and *work-normalized logarithmic efficiency* (or asymptotic optimality) in [9] and [22], simply by multiplying the variance by the expected computing time in the definitions of BRE and LE. One could think of straightforward generalizations to any  $k \geq 1$ : just multiply the centered moments by the expected computing time. But this normalization is not necessarily appropriate, for a number of reasons. For example, if we have an estimator defined as an average over  $n$  independent replications, doubling the number of replications does not divide the  $k$ th centered moment by 2 in general, for  $k \neq 2$ . Even for  $k = 2$ , a concept that considers only the expected computing time would not guarantee that we can compute a reliable confidence interval for  $\gamma(\varepsilon)$  uniformly over  $\varepsilon$ , for a given large computing budget that does not depend on  $\varepsilon$ . If the (random) computing time has unbounded moments of order larger than 1 when  $\varepsilon \rightarrow 0$ , then for any fixed computing budget  $c$ , the probability of completing at least one replication within the budget limit may go to zero when  $\varepsilon \rightarrow 0$ , for example. Thus, just multiplying by the expected computing time does not necessarily provide the desired notion of boundedness; it could even be misleading to some extent. For these reasons, we end our discussion of work-normalization here and leave this important topic for another paper.

After defining and discussing the robustness properties, we examine some specific rare-event settings in which we study the relationships between these properties and provide easily verifiable conditions for these properties to hold.

Our basic setting is a discrete-time Markov chain (DTMC) model for which we want to estimate the probability  $\gamma(x, \varepsilon)$  of reaching  $B$  before  $A$  in finite time, where  $A$  and  $B$  are two disjoint subsets of the state space, and the chain starts in state  $x \notin A \cup B$ . We focus on a



general class of state-dependent IS schemes that attempt to approximate the zero-variance IS scheme for this model. The zero-variance IS scheme simply multiplies the transition probability (or density) from a state  $x$  to another state  $y$  by the product  $\gamma(y, \varepsilon)/\gamma(x, \varepsilon)$ . In practice, the function  $\gamma(\cdot)$  is unknown (otherwise there would be no need to simulate in the first place), but if we replace its use in the construction of the zero-variance IS scheme by an approximation of good quality as  $\varepsilon \rightarrow 0$ , a significant accuracy improvement can often be achieved. The chain is simulated under the modified probability laws obtained from the approximation, and the original estimator is multiplied (as usual) by an appropriate weight called the likelihood ratio, to counter-balance the bias caused by the change of measure. This type of state-dependent IS has been the focus of substantial research in both heavy-tailed and light-tailed settings during recent years (see, for instance, [15], [16] and [5]). The approximation of  $\gamma(\cdot)$  is usually obtained via large deviations theory or heavy-tailed approximation. One has to be careful, though: even with a good approximation in most of the state space, the likelihood ratio may sometimes exhibit a poor behavior due to the contributions corresponding to areas where the asymptotic description is not good enough.

In our DTMC setting, we establish general sufficient conditions for the BRM- $k$ , LE- $k$ , and VRCM- $k$  properties. These conditions can be verified in terms of a simple Lyapunov inequality that involves the approximation of  $\gamma(\cdot)$  together with some appropriate Lyapunov function. We apply these conditions for the design of IS estimators that exhibit BRM- $k$  or LE- $k$ , for random walks with both light-tailed and heavy-tailed increments. We also make the connection with other results found in the literature, e.g., in [36] and [15], and we extend the results of the latter authors.

We then examine the robustness properties for an HRMS model studied by several authors [13, 25, 27, 33, 34, 37, 39, 40], and used for reliability analysis of computer and telecommunication systems. In this model, a smaller value of the rarity parameter  $\varepsilon$  implies a smaller failure rate for the system's components, and we want to estimate the probability that the system reaches a "failed" state before it returns to a state where all the components are operational. This probability converges to 0 when  $\varepsilon \rightarrow 0$ . The model fits the DTMC setting mentioned earlier. For this HRMS model, specific conditions on the model parameters and on the IS probabilities have been obtained for the BRE property [34], for BNA [39, 40], and for AGEM and AGEV [40]. It is also shown in [40] that BNA implies AGEV, which implies BRE, which implies AGEM, which implies BRE, and that for each implication the converse is not true. In this paper we extend this hierarchy to incorporate BRM- $k$ , LE- $k$ , and their work-normalized versions, showing that for these models, these properties are all equivalent for any given  $k$ . We also obtain a necessary and sufficient condition on the model parameters for these properties to hold, for a given class of IS measures that covers all interesting IS schemes developed in the literature for these HRMS models. These conditions turn out to be of strictly increasing strength as a function of  $k$ . That is, if they hold for  $k + 1$  then they hold for  $k$ , but the converse is false for all  $k$ . We do this not only for the mean estimator, but for the estimators of all higher moments as well.

The remainder of the paper is organized as follows. In Section 2, we give formal definitions of the asymptotic characterizations discussed so far, along with simple examples. The main

results of that section are Propositions 2.19 and 2.21; they prove the equivalence between two definitions of VRCM- $k$  and the fact that VRCM- $k$  implies convergence toward a zero-variance sampling scheme.

In Section 3, we define the Markov chain setting in which we want to estimate the probability of reaching  $B$  before  $A$ . We discuss the zero-variance approximation, we prove an upper bound on the  $k$ th moment under an IS scheme based on this approximation and assuming a Lyapunov condition (Proposition 3.1), and we use this bound to derive sufficient conditions for BRM- $k$  and for LE- $k$  in this setting (Theorem 3.2). In Section 4, we use these conditions to study state-dependent IS estimators in random walks with light and heavy-tailed increments. Sections 4.1 and 4.2 introduce the model and recall what is known for state-independent IS when estimating the probability that the average of  $n = \lfloor 1/\varepsilon \rfloor$  i.i.d. light-tailed random variables exceeds a given threshold. One can obtain LE- $k$  but not BRM- $k$ . In Section 4.3, we define a state-dependent IS scheme and prove in Proposition 4.5 that it has the BRM- $k$  property. In Section 4.4, Theorem 4.6 extends a result of [15] and provides a sufficient condition for LE- $k$  in the context of multidimensional random walks. In Section 4.5, we develop an IS scheme for the case of heavy-tailed distributions and show in Theorem 4.8 that it has the BRM- $k$  property.

In Section 5, we describe the HRMS model and we study the asymptotic robustness properties for a class of IS estimators applied to this model. For a large class of IS schemes, Theorem 5.2 gives necessary and sufficient conditions for BRM- $k$  for the empirical moment of any order  $g \geq 1$ , and Proposition 5.6 shows the equivalence between LE- $k$  and BRM- $k$ . Proposition 5.5 also shows that this class of IS schemes cannot provide VRCM- $k$  estimators. For a slightly different class of IS estimators, we prove in Proposition 5.7 that BRM-2 for the empirical variance implies BNA, then we provide a counterexample showing that the converse is not true.

We use the following notation. For a function  $f : (0, \infty) \rightarrow \mathbb{R}$ , we say that  $f(\varepsilon) = o(\varepsilon^d)$  if  $f(\varepsilon)/\varepsilon^d \rightarrow 0$  as  $\varepsilon \rightarrow 0$ ;  $f(\varepsilon) = O(\varepsilon^d)$  if  $|f(\varepsilon)| \leq c_1 \varepsilon^d$  for some constant  $c_1 > 0$  for all  $\varepsilon$  sufficiently small;  $f(\varepsilon) = \underline{O}(\varepsilon^d)$  if  $|f(\varepsilon)| \geq c_2 \varepsilon^d$  for some constant  $c_2 > 0$  for all  $\varepsilon$  sufficiently small; and  $f(\varepsilon) = \Theta(\varepsilon^d)$  if  $f(\varepsilon) = \underline{O}(\varepsilon^d)$  and  $f(\varepsilon) = O(\varepsilon^d)$ . We use the shorthand notation  $Y(\varepsilon)$  to refer to the family of estimators  $\{Y(\varepsilon), \varepsilon > 0\}$ . We also write “ $\rightarrow 0$ ” to mean “ $\rightarrow 0^+$ .”

## 2 Asymptotic Robustness Properties

This section collects all the definitions, together with simple examples and counterexamples. The main novel results are in Section 2.6.

### 2.1 Bounded relative moments

**Definition 2.1** For  $k \in [1, \infty)$ , the *relative moment of order  $k$*  of the estimator  $Y(\varepsilon)$  is defined as

$$m_k(\varepsilon) = \mathbb{E}[Y^k(\varepsilon)]/\gamma^k(\varepsilon). \quad (1)$$

The *variance* is

$$\sigma^2(\varepsilon) = \text{Var}[Y(\varepsilon)] = \mathbb{E}[(Y(\varepsilon) - \gamma(\varepsilon))^2],$$

the *relative variance* is  $\sigma^2(\varepsilon)/\gamma^2(\varepsilon)$ , and the *relative error* is  $\sigma(\varepsilon)/\gamma(\varepsilon)$ .

**Definition 2.2** The estimator  $Y(\varepsilon)$  has a *bounded relative moment of order  $k$*  (BRM- $k$ ) if

$$\limsup_{\varepsilon \rightarrow 0} m_k(\varepsilon) < \infty. \quad (2)$$

It has *bounded relative variance*, or equivalently *bounded relative error* (BRE) [27], if

$$\limsup_{\varepsilon \rightarrow 0} \sigma(\varepsilon)/\gamma(\varepsilon) < \infty. \quad (3)$$

When computing a confidence interval on  $\gamma(\varepsilon)$  based on the average of i.i.d. replications on  $Y(\varepsilon)$  and the (classical) central-limit theorem, for a fixed confidence level, the width of the confidence interval is (approximately) proportional to the standard deviation  $\sigma(\varepsilon)$ . The BRE property means that this width decreases at least as fast as  $\gamma(\varepsilon)$  when  $\varepsilon \rightarrow 0$ .

It would perhaps seem natural to replace “ $\limsup_{\varepsilon \rightarrow 0}$ ” in this definition by “ $\sup_{0 < \varepsilon \leq 1}$ ” for example. The definition would then be a bit stronger, so VRCM- $k$  would no longer imply BRM- $k$ , for example. We think that the difference is just a technicality that is not important in typical applications.

**Proposition 2.3** BRE is equivalent to BRM-2.

*Proof.* This follows from the fact that  $m_2(\varepsilon) = \mathbb{E}[Y^2(\varepsilon)]/\gamma^2(\varepsilon) = 1 + \sigma^2(\varepsilon)/\gamma^2(\varepsilon)$ .  $\square$

More generally, an equivalent definition of BRM- $k$  is obtained if we replace  $m_k(\varepsilon)$  in (2) by the *relative centered moment*  $c_k(\varepsilon)$ , defined by

$$c_k(\varepsilon) = \frac{\mathbb{E}[|Y(\varepsilon) - \gamma(\varepsilon)|^k]}{\gamma^k(\varepsilon)} = \mathbb{E} \left[ \left| \frac{Y(\varepsilon)}{\gamma(\varepsilon)} - 1 \right|^k \right]. \quad (4)$$

The equivalence follows from the following proposition:

**Proposition 2.4** For any  $k \geq 1$ ,

$$\limsup_{\varepsilon \rightarrow 0} c_k(\varepsilon) < \infty \quad \text{if and only if} \quad \limsup_{\varepsilon \rightarrow 0} m_k(\varepsilon) < \infty. \quad (5)$$

*Proof.* We have

$$|Y(\varepsilon) - \gamma(\varepsilon)|^k \leq [\max(Y(\varepsilon), \gamma(\varepsilon))]^k \leq Y^k(\varepsilon) + \gamma^k(\varepsilon)$$

and

$$Y^k(\varepsilon) \leq [2 \max(|Y(\varepsilon) - \gamma(\varepsilon)|, \gamma(\varepsilon))]^k \leq 2^k [ |Y(\varepsilon) - \gamma(\varepsilon)|^k + \gamma^k(\varepsilon) ],$$

from which

$$|Y(\varepsilon) - \gamma(\varepsilon)|^k \geq 2^{-k} Y^k(\varepsilon) - \gamma^k(\varepsilon).$$

Combining these inequalities, we obtain that

$$2^{-k} m_k(\varepsilon) - 1 \leq c_k(\varepsilon) \leq m_k(\varepsilon) + 1$$

and the result follows.  $\square$

**Proposition 2.5** For any fixed  $\varepsilon$  and  $k \geq 1$ ,  $m_k(\varepsilon)$  is nondecreasing in  $k$ .

*Proof.* Since  $Y(\varepsilon) \geq 0$ , this follows from Jensen's inequality: if  $1 \leq k' < k$ , then

$$m_{k'}(\varepsilon) = \frac{\mathbb{E}[Y^{k'}(\varepsilon)]}{\gamma^{k'}(\varepsilon)} \leq \frac{(\mathbb{E}[Y^k(\varepsilon)])^{k'/k}}{\gamma^{k'}(\varepsilon)} = \frac{\mathbb{E}[Y^k(\varepsilon)]}{\gamma^k(\varepsilon)} \frac{\gamma^{k-k'}(\varepsilon)}{(\mathbb{E}[Y^k(\varepsilon)])^{(k-k')/k}} \leq m_k(\varepsilon).$$

$\square$

**Corollary 2.6** BRM- $k$  implies BRM- $k'$  for  $1 \leq k' < k$ .

Note that Proposition 2.5 would not hold if BRM- $k$  was defined using the *centered* moment  $\mathbb{E}[(Y(\varepsilon) - \gamma(\varepsilon))^k]$  instead of the non-centered moment  $\mathbb{E}[Y^k(\varepsilon)]$  or the absolute centered moment  $\mathbb{E}[|Y(\varepsilon) - \gamma(\varepsilon)|^k]$ . This is illustrated by the following example.

**Example 2.7** Suppose  $Y(\varepsilon)$  has the normal distribution with mean and variance  $\gamma(\varepsilon) = \sigma^2(\varepsilon) = \varepsilon$ . Then,  $\mathbb{E}[(Y(\varepsilon) - \gamma(\varepsilon))^2]/\gamma^2(\varepsilon) = \sigma^2(\varepsilon)/\gamma^2(\varepsilon) = 1/\varepsilon$ , whereas  $\mathbb{E}[(Y(\varepsilon) - \gamma(\varepsilon))^3]/\gamma^3(\varepsilon) = 0$ .

**Proposition 2.8** For any positive real numbers  $k, \ell, m$ , and any non-negative random variable  $X(\varepsilon)$ , if  $Y(\varepsilon) = X^\ell(\varepsilon)$  is BRM- $m$ , then  $Y'(\varepsilon) = X^{m\ell}(\varepsilon)$  is BRM- $k$ .

*Proof.* From Jensen's inequality,  $(\mathbb{E}[X^\ell(\varepsilon)])^{mk} \leq (\mathbb{E}[X^{m\ell}(\varepsilon)])^k$ . Then,

$$\frac{\mathbb{E}[(X^{m\ell}(\varepsilon))^k]}{(\mathbb{E}[X^{m\ell}(\varepsilon)])^k} = \frac{\mathbb{E}[X^{mk\ell}(\varepsilon)]}{(\mathbb{E}[X^\ell(\varepsilon)]^{mk})} \leq \frac{\mathbb{E}[(X^\ell(\varepsilon))^{mk}]}{(\mathbb{E}[X^\ell(\varepsilon)]^{mk})}. \quad (6)$$

$\square$

**Example 2.9** Suppose  $Y(\varepsilon)$  has a Pareto distribution with density  $f(y) = a(\varepsilon)/y^{a(\varepsilon)+1}$  for  $y > 1$ , and  $a(\varepsilon) = k_0 - \varepsilon$  for some integer  $k_0 \geq 2$ . In this case,  $\mathbb{E}[Y^k(\varepsilon)] = \varepsilon a(\varepsilon)/(a(\varepsilon) - k)$ . Then,

$$\frac{\mathbb{E}[Y^k(\varepsilon)]}{\gamma^k(\varepsilon)} = \frac{(k_0 - 1 - \varepsilon)^k}{(k_0 - k - \varepsilon)(k_0 - \varepsilon)^{k-1}},$$

so  $Y(\varepsilon)$  is BRM- $k$  iff  $k < k_0$ .

**Example 2.10** It is shown in [10] that if  $Y_j = X^j/\mu^j$  where  $\mu_j = \mathbb{E}[X^j]$ ,  $j$  is a positive integer, and  $X$  is a non-negative random variable, then the variance of  $Y_j$  is non-decreasing in  $j$ . This implies that if  $Y_j(\varepsilon) = X_j(\varepsilon)/\mu_j(\varepsilon)$  has the BRM-2 property, then  $Y_{j'}(\varepsilon)$  also has it for all  $j' < j$ .

## 2.2 Logarithmic efficiency

There are several rare-event applications where practical BRE estimators are not readily available (e.g., in queueing and finance), but where estimators with the (weaker) LE property have been constructed by exploiting the theory of large deviations [1, 20, 27, 28, 38]. Often, these estimators turn out to have the following LE- $k$  property for all  $k$ .

**Definition 2.11** The estimator  $Y(\varepsilon)$  is LE- $k$  if

$$\lim_{\varepsilon \rightarrow 0} \frac{\ln \mathbb{E}[Y^k(\varepsilon)]}{k \ln \gamma(\varepsilon)} = 1. \quad (7)$$

LE- $k$  means that when  $\gamma^k(\varepsilon)$  converges to zero exponentially fast,  $\mathbb{E}[Y^k(\varepsilon)]$  also converges exponentially fast and at the same exponential rate. This is the best possible rate; it cannot converge at a faster rate because from Jensen's inequality, we always have  $\mathbb{E}[Y^k(\varepsilon)] - \gamma^k(\varepsilon) \geq 0$ . LE-2 is the usual definition of LE. In general, LE- $k$  is weaker than BRM- $k$ . But there are situations where the two are equivalent; this will happen in our HRMS setup in Section 5. The following examples illustrate the two possibilities.

**Example 2.12** Suppose that  $\gamma(\varepsilon) = \exp[-\eta/\varepsilon]$  for some constant  $\eta > 0$  and that our estimator has  $\sigma^2(\varepsilon) = q(1/\varepsilon) \exp[-2\eta/\varepsilon]$  for some polynomial function  $q$ . Then, the LE property is easily verified, whereas BRE does not hold because  $m_2(\varepsilon) = q(1/\varepsilon) \rightarrow \infty$  when  $\varepsilon \rightarrow 0$ . We will see concrete examples of this situation in Section 4.

**Example 2.13** Suppose that  $\gamma^k(\varepsilon) = q_1(\varepsilon) = \varepsilon^{t_1} + o(\varepsilon^{t_1})$  and  $\mathbb{E}[Y^k(\varepsilon)] = q_2(\varepsilon) = \varepsilon^{t_2} + o(\varepsilon^{t_2})$ . That is, both converge to 0 as a polynomial in  $\varepsilon$ . Clearly,  $t_2 \leq t_1$ , because  $\mathbb{E}[Y^k(\varepsilon)] - \gamma^k(\varepsilon) \geq 0$ . We have BRM- $k$  if and only if (iff)  $q_2(\varepsilon)/q_1(\varepsilon)$  remains bounded when  $\varepsilon \rightarrow 0$ , iff  $t_2 = t_1$ . On the other hand,  $-\ln q_1(\varepsilon) = -\ln(\varepsilon^{t_1}(1 + o(1))) = -t_1 \ln(\varepsilon) - \ln(1 + o(1))$  and similarly for  $q_2(\varepsilon)$  and  $t_2$ . Then,

$$\lim_{\varepsilon \rightarrow 0} \frac{\ln \mathbb{E}[Y^k(\varepsilon)]}{k \ln \gamma(\varepsilon)} = \lim_{\varepsilon \rightarrow 0} \frac{t_2 \ln \varepsilon}{t_1 \ln \varepsilon} = \frac{t_2}{t_1}.$$

Thus, LE- $k$  holds iff  $t_2 = t_1$ , which means that BRM- $k$  and LE- $k$  are equivalent in this case.

## 2.3 Bounded Normal Approximation

We mentioned earlier the computation of a confidence interval on  $\gamma(\varepsilon)$  based on the central-limit theorem. This type of confidence interval is reliable if the sample average has approximately the normal distribution, so it is relevant to examine the quality of this normal approximation when  $\varepsilon \rightarrow 0$ . An error bound for this approximation is provided by the following generalization of the Berry-Esseen inequality [3], first proved in [30]

**Theorem 2.14 (Berry-Esseen)** Let  $Y_1, \dots, Y_n$  be i.i.d. random variables with mean 0, variance  $\sigma^2$ , and third absolute moment  $\beta_3 = \mathbb{E}[|Y_1|^3]$ . Let  $\bar{Y}_n$  and  $S_n^2$  be the empirical mean

and variance of  $Y_1, \dots, Y_n$ , and let  $F_n$  denote the distribution function of the standardized sum (or Student statistic)

$$S_n^* = \sqrt{n}\bar{Y}_n/S_n.$$

Then, there is an absolute constant  $a < \infty$  such that for all  $x \in \mathbb{R}$  and all  $n \geq 2$ ,

$$|F_n(x) - \Phi(x)| \leq \frac{a\beta_3}{\sigma^3\sqrt{n}},$$

where  $\Phi$  is the standard normal distribution function.

Note that the classical result usually has  $\sigma$  in place of  $S_n$  in the definition of  $S_n^*$  [19]. Theorem 2.14 motivated the introduction in [39] of the BNA property, which requires that the Berry-Esseen bound remains  $O(n^{-1/2})$  when  $\varepsilon \rightarrow 0$ .

**Definition 2.15** The estimator  $Y(\varepsilon)$  has the *bounded normal approximation* (BNA) property if

$$\limsup_{\varepsilon \rightarrow 0} \frac{\mathbb{E}[|Y(\varepsilon) - \gamma(\varepsilon)|^3]}{\sigma^3(\varepsilon)} < \infty. \quad (8)$$

This BNA property *implies* that  $\sqrt{n}|F_n(x) - \Phi(x)|$  remains bounded as a function of  $\varepsilon$ , i.e., that the approximation of  $F_n$  by the normal distribution remains accurate up to order  $O(n^{-1/2})$ , uniformly in  $\varepsilon$ . The reverse is not necessarily true, however. It may seem more natural to *define* the BNA property as meaning that  $\sqrt{n}|F_n(x) - \Phi(x)|$  remains bounded, but Definition 2.15 has already been adopted in other papers mainly because it is often easier to obtain necessary and sufficient conditions for BNA with this definition.

If a confidence interval of level  $1 - \alpha$  is obtained using the normal distribution while the true distribution is  $F_n$ , the error of coverage of the computed confidence interval does not exceed  $2 \sup_{x \in \mathbb{R}} |F_n(x) - \Phi(x)|$ . If that confidence interval is computed from an i.i.d. sample  $Y_1(\varepsilon), \dots, Y_n(\varepsilon)$  of  $Y(\varepsilon)$ , BNA implies that the coverage error remains in  $O(n^{-1/2})$  when  $\varepsilon \rightarrow 0$ , with a hidden constant that does not depend on  $\varepsilon$ .

BNA is not equivalent to BRM-3, because we divide by  $\sigma^3(\varepsilon)$  in the definition of BNA and by  $\gamma^3(\varepsilon)$  for BRM-3. One can have BNA and not BRM-3 (or BRM-3 and not BNA) if  $\gamma(\varepsilon)$  converges to zero faster than  $\sigma(\varepsilon)$  (or the opposite). If  $\sigma(\varepsilon) = \Theta(\gamma(\varepsilon))$ , then the two properties are equivalent.

Note that there are more general versions of the Berry-Esseen inequality that require only a bounded moment of order  $2 + \delta$  for any  $\delta \in (0, 1]$  instead of the third moment  $\beta_3$ ; see [35, Theorem 5.7]. However, the bound on  $|F_n(x) - \Phi(x)|$  in that case converges only as  $O(n^{-\delta/2})$  instead of  $O(n^{-1/2})$ .

## 2.4 Asymptotic good estimation of the mean and of the variance

AGEM and AGEV are two additional robustness properties introduced in [40], under the name of “well estimated mean and variance,” in the context of the application of IS to an

HRMS model. Here we provide more general definitions of these properties. We assume that  $Y(\varepsilon)$  is a *discrete* random variable, which takes value  $y$  with probability  $p(\varepsilon, y) = \mathbb{P}[Y(\varepsilon) = y]$ , for  $y \in \mathbb{R}$ . We also assume that its mean and variance are polynomial functions of  $\varepsilon$ :  $\gamma(\varepsilon) = \Theta(\varepsilon^{t_1})$  and  $\sigma^2(\varepsilon) = \Theta(\varepsilon^{t_2})$  for some constants  $t_1 \geq 0$  and  $t_2 \geq 0$ . AGEM and AGEV state that the sample paths that contribute to the highest-order terms in these polynomial functions are not rare.

**Definition 2.16** (AGEM and AGEV) The estimator  $Y(\varepsilon)$  has the AGEM property if  $yp(\varepsilon, y) = \Theta(\varepsilon^{t_1})$  implies that  $p(\varepsilon, y) = \Theta(1)$  (or equivalently, that  $y = \Theta(\varepsilon^{t_1})$ ). It has the AGEV property if  $[y - \gamma(\varepsilon)]^2 p(\varepsilon, y) = \Theta(\varepsilon^{t_2})$  implies that  $p(\varepsilon, y) = \Theta(1)$  (or equivalently, that  $[y - \gamma(\varepsilon)]^2 = \Theta(\varepsilon^{t_2})$ ).

These properties mean that for the realizations  $y$  of  $Y$  that provide the leading contributions to the estimator, the contributions decrease only because of decreasing values of  $y$ , and not because of decreasing probabilities. In a setting where IS is applied and  $Y$  is the product of an indicator function by a likelihood ratio (this will be the case in Sections 5.2 and 5.3), this means that the value of the likelihood ratio when  $yp(\varepsilon, y)$  contributes to the leading term must converge at the same rate at this leading term when  $\varepsilon \rightarrow 0$ .

## 2.5 Robustness of the empirical variance

An important special case that we now examine is the stability of the empirical variance as an estimator of the true variance  $\sigma^2(\varepsilon)$ . Let  $X_1(\varepsilon), \dots, X_n(\varepsilon)$  be an i.i.d. sample of  $X(\varepsilon)$ , where  $n \geq 2$ . The empirical mean and empirical variance are  $\bar{X}_n(\varepsilon) = (X_1(\varepsilon) + \dots + X_n(\varepsilon))/n$  and

$$S_n^2(\varepsilon) = \frac{1}{n-1} \sum_{i=1}^n (X_i(\varepsilon) - \bar{X}_n(\varepsilon))^2.$$

If we take  $Y(\varepsilon) = S_n^2(\varepsilon)$  in our framework of the previous subsections, we obtain definitions of the robustness properties for  $S_n^2(\varepsilon)$  as an estimator of  $\sigma^2(\varepsilon)$ . Let  $\gamma(\varepsilon) = \mathbb{E}[X(\varepsilon)]$  (not  $\mathbb{E}[Y(\varepsilon)]$  for now).

**Proposition 2.17** *If  $\sigma^2(\varepsilon) = \Theta(\gamma^2(\varepsilon))$ , then BRM-2k for  $X(\varepsilon)$  implies BRM-k for  $S_n^2(\varepsilon)$ , for any  $k \geq 1$ .*

*Proof.* Under the given assumption,

$$\frac{\mathbb{E}[S_n^{2k}(\varepsilon)]}{\sigma^{2k}(\varepsilon)} \leq \frac{\mathbb{E}[X^{2k}(\varepsilon)]}{\sigma^{2k}(\varepsilon)} = \Theta\left(\frac{\mathbb{E}[X^{2k}(\varepsilon)]}{\gamma^{2k}(\varepsilon)}\right).$$

□

The BRM-4 property for a given estimator  $X(\varepsilon)$  and the BRE property for its corresponding empirical variance  $S_n^2(\varepsilon)$  are both linked to its fourth moment, so we might think that they are equivalent. In fact, we know (e.g., [42, page 200] or [31, Exercise 10.13]) that

$$\text{Var}[S_n^2(\varepsilon)] = \frac{1}{n} \left( \mathbb{E}[(Y(\varepsilon) - \mathbb{E}[Y(\varepsilon)])^4] - \frac{n-3}{n-1} \sigma^4(\varepsilon) \right). \quad (9)$$

Therefore,

$$\frac{\text{Var}[S_n^2(\varepsilon)]}{\sigma^4(\varepsilon)} = \Theta \left( \frac{\mathbb{E}[(X(\varepsilon) - \gamma(\varepsilon))^4]}{\sigma^4(\varepsilon)} \right)$$

which differs in general from

$$\Theta \left( \frac{\mathbb{E}[X^4(\varepsilon)]}{\gamma^4(\varepsilon)} \right).$$

Thus, BRM-4 for  $X(\varepsilon)$  and BRE for  $S_n^2(\varepsilon)$  are not equivalent in general. For example,  $\sigma^2(\varepsilon)$  may converge to zero either at a faster rate or at a slower rate than  $\gamma^2(\varepsilon)$ . If  $\sigma^2(\varepsilon) = \Theta(\gamma^2(\varepsilon))$  and  $\mathbb{E}[(Y(\varepsilon) - \gamma(\varepsilon))^4] = \Theta(\mathbb{E}[Y^4(\varepsilon)])$ , then they are equivalent. A similar observation applies to the equivalence between LE-4 for  $X(\varepsilon)$  and LE for  $S_n^2(\varepsilon)$  are not equivalent in general.

## 2.6 Vanishing relative centered moments

There are situations where not only the relative moment of order  $k$  is bounded, but its centered version also converges to zero when  $\varepsilon \rightarrow 0$ . We will give examples of that. It turns out that when this happens for any moment of order larger than 1, we are sampling asymptotically (as  $\varepsilon \rightarrow 0$ ) from a zero-variance distribution.

**Definition 2.18** The estimator  $Y(\varepsilon)$  has *vanishing relative centered moment of order  $k$*  (VRCM- $k$ ) if

$$\limsup_{\varepsilon \rightarrow 0} c_k(\varepsilon) = 0. \quad (10)$$

It has *vanishing relative variance*, or equivalently *vanishing relative error* (VRE), if

$$\limsup_{\varepsilon \rightarrow 0} \frac{\sigma(\varepsilon)}{\gamma(\varepsilon)} = 0. \quad (11)$$

Obviously, VRCM- $k$  implies VRCM- $k'$  for  $1 \leq k' \leq k$ , and similarly for the work-normalized versions. The following gives an equivalent definition of VRCM- $k$ :

**Proposition 2.19** For any  $k \geq 1$ ,

$$\limsup_{\varepsilon \rightarrow 0} m_k(\varepsilon) = 1 \quad \text{if and only if} \quad \limsup_{\varepsilon \rightarrow 0} c_k(\varepsilon) = 0. \quad (12)$$

To prove this result we will use the following lemma:

**Lemma 2.20** For any  $k > 1$  and  $\delta \in (0, k - 1)$ , there is a constant  $A(\delta) > 0$  such that for all  $x \geq 0$ ,

$$\delta |x - 1| \leq x^k - kx + (k - 1) + A(\delta). \quad (13)$$

Moreover,  $A(\delta)$  can be chosen so that  $A(\delta) = \Theta(\delta^2)$  as  $\delta \rightarrow 0$ .



*Proof.* Fix  $\delta > 0$  and suppose first that  $x \geq 1$ . Consider the function

$$f_+(x) = x^k - (k + \delta)x + (k - 1) + \delta.$$

Note that  $f'_+(x_+(\delta)) = 0$  implies  $x_+(\delta) = ((k + \delta)/k)^{1/(k-1)} > 0$ . Since  $f_+$  is strictly convex, we conclude that  $f_+(x_+(\delta)) < 0$  is the global minimum of  $f_+$ . Therefore, we conclude that for all  $x \geq 1$

$$\delta(x - 1) \leq x^k - kx + (k - 1) - f_+(x_+(\delta)).$$

Now, observe that

$$\begin{aligned} f_+(x_+(\delta)) &= \left(1 + \frac{\delta}{k}\right)^{k/(k-1)} - (k + \delta) \left(1 + \frac{\delta}{k}\right)^{1/(k-1)} + (k - 1) + \delta \\ &= 1 + \frac{\delta}{(k - 1)} + \Theta(\delta^2) - (k + \delta) \left(1 + \frac{\delta}{k(k - 1)}\right) + (k - 1) + \delta \\ &= \Theta(\delta^2) \end{aligned}$$

as  $\delta \rightarrow 0$ . A completely analogous strategy can be applied to the function

$$f_-(x) = x^k - (k - \delta)x + (k - 1) - \delta$$

for  $x \in [0, 1)$ , in which case we have that the minimizer is  $x_-(\delta) = ((k - \delta)/k)^{1/(k-1)}$  with  $\Theta(\delta^2) = f_-(x_-(\delta)) < 0$ . We conclude that (13) holds with  $A(\delta) = -[f_-(x_-(\delta)) + f_+(x_+(\delta))] = \Theta(\delta^2)$ .  $\square$

*Proof.*[of Proposition 2.19] First we show that  $\limsup_{\varepsilon \rightarrow 0} m_k(\varepsilon) = 1$  must imply that  $\limsup_{\varepsilon \rightarrow 0} c_k(\varepsilon) = 0$ . Applying Lemma 2.20 with  $x = Y(\varepsilon)/\gamma(\varepsilon)$ , taking expectations and  $\varepsilon \rightarrow 0$ , we find that

$$\limsup_{\varepsilon \rightarrow 0} \mathbb{E}[|Y(\varepsilon)/\gamma(\varepsilon) - 1|] \leq A(\delta)/\delta.$$

Then we let  $\delta \rightarrow 0$  and conclude that  $Y(\varepsilon)/\gamma(\varepsilon) \rightarrow 1$  in the  $\mathcal{L}_1$  norm and, in particular, in probability. Since, the random variables  $Y^k(\varepsilon)/\gamma^k(\varepsilon)$  are non-negative and their expectation converges to unity as  $\varepsilon \rightarrow 0$ , then we must have uniform integrability and therefore convergence of  $Y(\varepsilon)/\gamma(\varepsilon)$  in the  $\mathcal{L}_k$  norm as  $\varepsilon \rightarrow 0$  [17, page 260]. For the converse implication, the assumption that  $\limsup_{\varepsilon \rightarrow 0} c_k(\varepsilon) = 0$  for  $k > 1$  implies both convergence in probability to unity and uniform integrability of the random variables  $Y^k(\varepsilon)/\gamma^k(\varepsilon)$ . This implies in turn that  $\limsup_{\varepsilon \rightarrow 0} m_k(\varepsilon) = 1$ .  $\square$

Suppose we want to estimate

$$\gamma(\varepsilon) = \mathbb{E}_{P_\varepsilon}[Y(\varepsilon)] = \int_{\Omega} Y(\varepsilon, \omega) dP_\varepsilon(\omega)$$

for some probability measure  $P_\varepsilon$  that depends on  $\varepsilon$  and some non-negative random variable  $Y(\varepsilon)$ , where  $\Omega$  is the sample space. We may think of  $P_\varepsilon$  as the probability law that we are

using to simulate our model. It could be the law of a Markov chain, for example, and it may include some variance reduction strategies such as importance sampling, splitting, and so on. In this context, we have a zero-variance change of measure with the new measure  $Q_\varepsilon^*$  defined by

$$\frac{dQ_\varepsilon^*}{dP_\varepsilon}(\omega) = \frac{Y(\varepsilon, \omega)}{\gamma(\varepsilon)}.$$

Recall that the total variation distance between two measures  $P$  and  $Q$  is defined by  $|P - Q|_\infty = \sup_A |P(A) - Q(A)|$ , where the sup is over all measurable sets.

**Proposition 2.21** *If  $Y(\varepsilon)$  is VRCM- $(1 + \delta)$  for some  $\delta > 0$ , then  $|P_\varepsilon - Q_\varepsilon^*|_\infty = o(1)$ .*

*Proof.* For any measurable set  $A$ ,

$$\begin{aligned} \sup_A |P_\varepsilon(A) - Q_\varepsilon^*(A)| &\leq \sup_A |\mathbb{E}_{P_\varepsilon} [(dQ_\varepsilon^*/dP_\varepsilon) \mathbb{I}(A)] - \mathbb{E}_{P_\varepsilon} [\mathbb{I}(A)]| \\ &\leq \mathbb{E}_{P_\varepsilon} |dQ_\varepsilon^*/dP_\varepsilon - 1| \\ &\leq \mathbb{E}_{P_\varepsilon}^{1/(1+\delta)} \left[ |dQ_\varepsilon^*/dP_\varepsilon - 1|^{(1+\delta)} \right] \\ &\leq \mathbb{E}_{P_\varepsilon}^{1/(1+\delta)} \left[ |Y(\varepsilon)/\gamma(\varepsilon) - 1|^{(1+\delta)} \right] \\ &= o(1). \end{aligned}$$

□

In the previous proposition, we may have that only  $P_\varepsilon$  is a function of  $\varepsilon$  and not  $Y$ , or only  $Y$  and not  $P_\varepsilon \equiv P$ , or both are functions of  $\varepsilon$ . For example,  $P$  could be the distribution of a sequence  $\omega$  of independent uniform random variables over the interval  $(0, 1)$  for all  $\varepsilon$ , and  $Y$  a function of  $\varepsilon$  and  $\omega$ . This would mean that we can simulate this model by generating a sequence of independent uniforms,  $\omega$ , and then compute  $Y(\varepsilon, \omega)$ . In this case, the proposition says that  $Q_\varepsilon^*$  must converge to the distribution  $P$  of a sequence of independent uniforms over  $(0, 1)$  when  $\varepsilon \rightarrow 0$ . Another possibility is to have  $\omega \equiv Y(\varepsilon)$ , in which case  $P_\varepsilon$  depends on  $\varepsilon$  and is the distribution of  $Y(\varepsilon)$ , whereas  $Y(\varepsilon)$  is not a direct function of  $\varepsilon$ .

**Example 2.22** Consider a Markov chain  $\{X_j, j \geq 0\}$  with finite state space and with transition probabilities

$$p(x, y, \varepsilon) = \mathbb{P}[X_j = y \mid X_{j-1} = x] = a(x, y)\varepsilon^{b(x, y)},$$

where  $a(x, y)$  and  $b(x, y)$  are non-negative constants (independent of  $\varepsilon$ ) for all pairs of states  $(x, y)$ . Let  $B$  be a given set of states and suppose that the chain starts from some fixed state  $x_0 \notin B$ . We want to estimate the probability  $\gamma(\varepsilon)$  of reaching  $B$  before returning to  $x_0$ .

Let  $\Pi_B$  be the set of all sample paths  $\pi = (x_0, x_1, \dots, x_\tau)$  going from  $x_0$  to  $B$ , where  $x_\tau \in B$  and  $x_j \notin B$  for all  $j < \tau$ . Suppose that among all the paths  $\pi \in \Pi_B$ , there is a set  $\Pi_1$  of paths  $\pi$  having probability

$$p(\pi, \varepsilon) = \prod_{j=1}^{\tau} p(x_{j-1}, x_j, \varepsilon) = a(\pi)\varepsilon^b + o(\varepsilon^b)$$

where  $a(\pi) > 0$  and  $b > 0$ , and all other paths have probability  $p(\pi, \varepsilon) = o(\varepsilon^b)$ . Suppose also that all cycles (paths going from one state to the same state) that belong to some path  $\pi \in \Pi_B$  have probability  $O(\varepsilon^\delta)$ , for some constant  $\delta > 0$ . Then,  $\Pi_1$  cannot contain paths having a cycle, so it must be finite. It is easy to see that the paths  $\pi \in \Pi_1$  are the *dominant paths* within  $\Pi_B$  when  $\varepsilon \rightarrow 0$ , in the sense that

$$\lim_{\varepsilon \rightarrow 0} \frac{1}{\gamma(\varepsilon)} \sum_{\pi \in \Pi_1} p(\pi, \varepsilon) = \lim_{\varepsilon \rightarrow 0} \frac{a\varepsilon^b + o(\varepsilon^b)}{\gamma(\varepsilon)} = 1,$$

where  $a = \sum_{\pi \in \Pi_1} a(\pi)$ .

Suppose now that we simulate this chain using importance sampling by replacing the probabilities  $p(x, y, \varepsilon)$  by new probabilities  $q(x, y, \varepsilon)$  such that for any path  $\pi \in \Pi_1$ , the new probability of that path satisfies

$$q(\pi, \varepsilon) = \prod_{j=1}^{\tau} q(x_{j-1}, x_j, \varepsilon) = a(\pi)/a + o(1) \quad (14)$$

when  $\varepsilon \rightarrow 0$ . This implies that the sum of probabilities of all paths in  $\Pi_B \setminus \Pi_1$  is  $o(1)$  under these new probabilities. The IS estimator of  $\gamma(\varepsilon)$  is the likelihood ratio  $Y(\varepsilon) = q(\pi, \varepsilon)/p(\pi, \varepsilon)$  if we reach  $B$  via some path  $\pi$ , and 0 if we do not reach  $B$ . When we reach  $B$  via a path  $\pi \in \Pi_1$ , we have  $Y(\varepsilon) = p(\pi, \varepsilon)/q(\pi, \varepsilon) = a(\pi)\varepsilon^b/[a(\pi)/a + o(1)] = a\varepsilon^b + o(\varepsilon^b)$ , and this happens with probability  $1 + o(1)$ . The set of all other paths leading to  $B$  has total probability  $o(1)$ . We nevertheless need to bound the contribution of those paths to the moments of order  $k > 1$ , and this is a bit tricky because these paths could contain an unlimited number of cycles, so their number is generally infinite.

To bound the contribution of those paths  $\pi \in \Pi_B \setminus \Pi_1$ , we assume that for each such path having original probability  $p(\pi, \varepsilon) = \Theta(\varepsilon^{b(\pi)})$  for  $b(\pi) > b$ , the new probability satisfies  $q(\pi, \varepsilon) = \Theta(\varepsilon^{c(\pi)})$ , for some constant  $c(\pi) > 0$ , and that these constants satisfy

$$k[b(\pi) - b] - (k - 1)c(\pi) > 0 \quad (15)$$

if we are interested in the  $k$ th moment. Finally, we assume that for any state  $x \neq x_0$ ,  $x \notin B$ , and that belongs to a path  $\pi \in \Pi_B$ , the probability of returning to  $x$  (i.e., making a cycle) before hitting  $B$  or  $x_0$  never equal to 1 under the new probabilities, and the likelihood ratio associated with any such cycle does not exceed 1, at least for  $\varepsilon$  small enough. Since the number of possible cycles is finite, this assumption implies that there is a constant  $\rho < 1$  such that the probability that there are  $j$  cycles or more does not exceed  $\rho^j$ . Let  $\Pi_B^{(0)}$  be the set of paths in  $\Pi_B$  that contain no cycle. For any path  $\pi \in \Pi_B$  that has cycles, let  $\phi(\pi) \in \Pi_B^{(0)}$  be the path obtained from  $\pi$  by removing all cycles. Under our assumptions, given that we have a path  $\pi$  for which  $\phi(\pi) = \pi_0 \in \Pi_B^{(0)}$ , the probability that this path has  $j$  cycles does not exceed  $\rho^j$ . Therefore, the set  $\phi^{-1}(\pi_0)$  of all paths  $\pi$  that map to  $\pi_0$  has total probability at most  $q(\pi_0, \varepsilon)(1 + \rho + \rho^2 + \dots) = q(\pi_0, \varepsilon)/(1 - \rho)$ . And the likelihood ratio associated with any path in  $\phi^{-1}(\pi_0)$  does not exceed that of  $\pi_0$  (for  $\varepsilon$  small enough). For the paths  $\pi$

for which  $\pi_0 = \phi(\pi) \in \Pi_1$ , the probability of a cycle must be  $o(1)$ , because  $q(\pi, \varepsilon) = \Theta(1)$  if and only if  $\pi \in \Pi_1$ . We can then replace  $\rho$  by  $o(1)$  in the above and the set of paths in  $\phi^{-1}(\pi_0)$  that contain at least one cycle has total probability  $q(\pi, \varepsilon)o(1)/(1 - o(1))$ .

With these ingredients in hand, we can bound the  $k$ th relative centered moment of the IS estimator as follows:

$$\begin{aligned}
& \mathbb{E} \left[ \left| \frac{Y(\varepsilon)}{\gamma(\varepsilon)} - 1 \right|^k \right] \\
&= \sum_{\pi \in \Pi_B} q(\pi, \varepsilon) \left| \frac{p(\pi, \varepsilon)}{q(\pi, \varepsilon)\gamma(\varepsilon)} - 1 \right|^k \\
&\leq \sum_{\pi \in \Pi_1} q(\pi, \varepsilon) \left| \frac{a\varepsilon^b + o(\varepsilon^b)}{\gamma(\varepsilon)} - 1 \right|^k + \sum_{\pi \in \Pi_1} \frac{q(\pi, \varepsilon)o(1)}{1 - o(1)} \left| \frac{p(\pi, \varepsilon)}{q(\pi, \varepsilon)\gamma(\varepsilon)} - 1 \right|^k \\
&\quad + \sum_{\pi \in \Pi_B^{(0)} \setminus \Pi_1} \frac{q(\pi, \varepsilon)}{1 - \rho} \left| \frac{p(\pi, \varepsilon)}{q(\pi, \varepsilon)\gamma(\varepsilon)} - 1 \right|^k \\
&= (1 + o(1)) |1 + o(1) - 1|^k + \sum_{\pi \in \Pi_1} o(1) + \sum_{\pi \in \Pi_B^{(0)} \setminus \Pi_1} O\left(\varepsilon^{c(\pi)} + \varepsilon^{k[b(\pi) - b] - (k-1)c(\pi)}\right) \\
&= o(1)
\end{aligned}$$

when  $\varepsilon \rightarrow 0$ . So we have VRCM- $k$ . From Proposition 2.21, this implies that  $q(\pi, \varepsilon) - q^*(\pi, \varepsilon) \rightarrow 0$  for any sample path  $\pi$ , where  $q^*(\pi, \varepsilon)$  denote the path probabilities under the zero-variance IS. Example 2.23 gives a concrete illustration of this type of situation, in the setting of an HRMS model.

Condition (14) turns out to be also necessary for VRCM- $k$ , since if  $q(\pi, \varepsilon) = a(\pi)/a + \delta(\pi) + o(1)$  for some  $\delta(\pi) \neq 0$  and  $\pi \in \Pi_1$ , then  $Y(\varepsilon) = a(\pi)\varepsilon^b/[a(\pi)/a + \delta(\pi) + o(1)] = a\varepsilon^b/[1 + a\delta(\pi)/a(\pi)] + o(\varepsilon^b)$ , and the contribution of this path to the  $k$ th relative centered moment is no longer  $o(1)$ .

**Example 2.23** Consider a system with two types of components and two components of each type. It evolves as a DTMC whose state  $X_j = (X_j^{(1)}, X_j^{(2)})$  at step  $j$  gives the number of failed components of each type. The system is down (in failure state) when the two components of any given type are down, i.e., when its state belongs to the set  $B = \{(0, 2), (1, 2), (2, 2), (2, 1), (2, 0)\}$ . We want to estimate the probability that a system starting in state  $x_0 = (0, 0)$  reaches  $B$  before it returns to state  $x_0$ . The relevant transition probabilities are given in Table 1, in which the five states of  $B$  are aggregated in a single state called  $B$ . The table gives the original transition probabilities  $p(x, y, \varepsilon)$  and the modified ones  $q(x, y, \varepsilon)$ .

Table 2 enumerates all acyclic paths  $\pi$  going from  $x_0$  to  $B$ , and gives the values of  $b(\pi) - b$ ,  $c(\pi)$ , and  $k[b(\pi) - b] - (k - 1)c(\pi)$  for  $k = 2$  and  $k = 3$ , for those paths. Here we have  $b = 6$  and  $\Pi_1$  contains the single path  $\pi_1 = ((0, 0), (1, 0), B)$ . For  $k < 3$ , all the conditions of

Table 1: Transition probabilities for Example 2.23; the entry in row  $x$  and column  $y$  gives the original transition probability  $p(x, y, \varepsilon)$  from state  $x$  to state  $y$  (top) and the modified probability  $q(x, y, \varepsilon)$  (bottom, in red).

	(0,0)	(0,1)	(1,0)	(1,1)	$B$
(0,0)		$\varepsilon^{12}$ $\varepsilon^{12}$	$1 - \varepsilon^{12}$ $1 - \varepsilon^{12}$		
(0,1)	$1 - \varepsilon^2 - \varepsilon^4$ $0$			$\varepsilon^4$ $\varepsilon^2$	$\varepsilon^2$ $1 - \varepsilon^2$
(1,0)	$1 - \varepsilon^6 - \varepsilon^8$ $0$			$\varepsilon^8$ $\varepsilon^2$	$\varepsilon^6$ $1 - \varepsilon^2$
(1,1)		$1/2 - \varepsilon^4$ $1/4$	$1/2 - \varepsilon^4$ $1/4$		$2\varepsilon^4$ $1/2$

Table 2: Values of  $b(\pi) - b$ ,  $c(\pi)$ , and  $k[b(\pi) - b] - (k - 1)c(\pi)$  (for  $k = 2, 3$ ) for each acyclic path in  $\Pi_B$ .

Path $\pi \in \Pi_B$	$b(\pi) - b$	$c(\pi)$	$2[b(\pi) - b] - c(\pi)$	$3[b(\pi) - b] - 2c(\pi)$
$((0, 0), (0, 1), B)$	8	12	4	0
$((0, 0), (0, 1), (1, 1), B)$	14	14	14	14
$((0, 0), (0, 1), (1, 1), (1, 0), B)$	14	14	14	14
$((0, 0), (1, 0), B)$	0	1		
$((0, 0), (0, 1), (1, 1), B)$	6	2	10	14
$((0, 0), (0, 1), (1, 1), (1, 0), B)$	6	2	10	14

Example 2.22 are satisfied, so we have VRCM- $k$ , but Condition (15) is not satisfied for  $k \geq 3$ . The problem is that with our choice of modified probabilities  $q(x, y, \varepsilon)$ , the contribution of the path  $((0, 0), (0, 1), B)$  to the  $k$ th centered moment,  $\varepsilon^{12}|\varepsilon^{-4} - 1|^k = \Theta(\varepsilon^{-4(k-3)})$ , does not vanish for  $k \geq 3$ . For  $k > 3$ , this contribution actually increases with  $\varepsilon$ , so the estimator is not even BRM- $k$  for  $k > 3$ . We can easily solve this problem by changing  $q((0, 0), (0, 1), \varepsilon)$  from  $\varepsilon^{12}$  to  $\varepsilon^8$ , say. Then,  $c(\pi)$  decreases by 4 for the first three paths in Table 2, and the constraint (15) is satisfied for all paths  $\pi \in \Pi_B \setminus \Pi_1$  and all  $k$ . The resulting estimator is VRCM- $k$  for all  $k$ .

In the following sections, we examine the robustness concepts discussed so far in some settings that fit under the umbrella of estimating a first-passage probability for a Markov chain.

### 3 Estimators Based on Zero-Variance Approximation for first-passage probabilities in a Markov chain

In this section, we adopt a framework where a rare event occurs when some discrete-time Markov chain hits a given set of states  $B$  before hitting some other set  $A$ , and we want to estimate the probability of that rare event. In some of these settings, the Markov chain is a random walk on the real line, with i.i.d. increments, and the rare event occurs when the walks exceeds some fixed level. We look at situations where the increments have light-tail and heavy-tail distributions, and we consider both state-independent and state-dependent IS schemes. Our purpose is to study, in these settings, the different robustness properties defined earlier, and to illustrate the differences between these properties.

The model is a Markov chain  $X = \{X_j, j \geq 0\}$  living on a state space  $\mathcal{S}$  equipped with a sigma-field  $\mathcal{F}$ , with transition kernel  $K = \{K(x, C) : x \in \mathcal{S}, C \in \mathcal{F}\}$ . We use the notation  $\mathbb{P}_x(\cdot)$  for the probability measure generated by  $X$  given that  $X_0 = x$ . For  $C \subset \mathcal{S}$ , define  $\tau_C = \inf\{j \geq 0 : X_j \in C\}$ . Given  $A$  and  $B$ , two disjoint subsets of  $\mathcal{S}$ , and some fixed initial state  $x_0 \in (A \cup B)^c \stackrel{\text{def}}{=} \mathcal{S} \setminus A \cup B$ , we are interested in estimating  $\gamma(x_0)$ , where

$$\gamma(x) = \gamma(x, \varepsilon) = \mathbb{P}_x[\tau_B < \tau_A]$$

is the probability of reaching  $B$  before  $A$  (in finite time) when starting from  $x \in \mathcal{S}$ . In particular,  $\gamma(x) = 1$  for  $x \in B$  and  $\gamma(x) = 0$  for  $x \in A$ . In this model,  $K$ ,  $A$ , and  $B$  may depend on  $\varepsilon$ .

An importance sampling scheme here consists in replacing the kernel  $K$  by another kernel, and multiplying the original estimator by the appropriate likelihood ratio [23, 28]. It is well-known that in this setting, a kernel  $K^*$  defined by

$$K^*(x, dy) = K(x, dy) \frac{\gamma(y)}{\gamma(x)}$$

for all  $x$  such that  $\gamma(x) > 0$ , and (say)  $K^*(x, A) = 1$  when  $\gamma(x) = 0$ , gives a zero-variance IS estimator [28]. This kernel  $K^*$  describes the conditional behavior of the chain given the event  $\{\tau_B < \tau_A\}$ ; see [5], Theorem 1. Unfortunately, one cannot use it in practice to simulate the chain (in general), because this would require perfect knowledge of the function  $\gamma(\cdot)$ . But in view of this characterization of the optimal change-of-measure, a natural strategy in developing a state-dependent importance sampling for estimating  $\gamma(x_0)$  is to use as a change-of-measure a transition kernel of the form

$$K_v(x, dy) = K(x, dy) \frac{v(y)}{w(x)},$$

where  $v : \mathcal{S} \rightarrow [0, \infty)$  is a good approximation (in some sense) of the function  $\gamma(\cdot)$ , and

$$w(x) = \int_{\mathcal{S}} K(x, dy) v(y)$$

is the appropriate normalizing constant to make sure that  $K_v(x, \cdot)$  integrates to 1. This  $w(x)$  is assumed to be finite for every  $x \in (A \cup B)^c$ . We shall use  $\mathbb{P}_x^v(\cdot)$  to denote the probability measure generated by the chain  $X$  under the kernel  $K_v(\cdot)$ , with initial state  $x$ . The corresponding IS estimator of  $\gamma(x_0)$  is the indicator of the event multiplied by the likelihood ratio associated with the change of measure and the realized sample path:

$$Y = Y(\varepsilon) = \mathbb{I}[\tau_B < \tau_A] \prod_{j=1}^{\tau_B} \frac{w(X_{j-1})}{v(X_j)} = \mathbb{I}[\tau_B < \tau_A] \frac{v(X_0)}{v(X_{\tau_B})} \prod_{j=0}^{\tau_B-1} \frac{w(X_j)}{v(X_j)}, \quad (16)$$

Since we know that  $\gamma(x) = 1$  for  $x \in B$ , we can take  $v(x) = 1$  for all  $x \in B$ . Note that when  $v = \gamma$ , we have  $w = v$  and the last product in (16) equals 1. Ideally, we want  $v$  to be a good enough approximation to  $\gamma$  for this product to always remain close to 1; in that case  $Y$  will always take a value close to  $\gamma(x_0)$  when  $\tau_B < \tau_A$ , which implies that most of the time the event  $\{\tau_B < \tau_A\}$  will occur. Then, the variance of  $Y$  will be very small.

To rigorously prove robustness properties such as LE- $k$ , BRM- $k$ , and VRCM- $k$ , we may use an asymptotic lower bound on  $\gamma(x_0, \varepsilon)$  and an asymptotic upper bound on the  $k$ th moment of  $Y$  under the measure  $\mathbb{P}_{x_0}^v(\cdot)$ , for  $\varepsilon \rightarrow 0$ . The lower bound may come from a known asymptotic approximation of  $\gamma(x_0, \varepsilon)$ , while the upper bound can be obtained via a Lyapunov inequality as indicated in Proposition 3.1. This proposition generalizes a result of [5], that corresponds to the case of  $k = 2$ , and which the authors have used to establish the BRE property of a state-dependent estimator.

**Proposition 3.1** *Suppose that there are two positive finite constants  $\kappa_1$  and  $\kappa_2$  and a function  $h_k : \mathcal{S} \rightarrow [0, \infty)$  such that  $v(x) \geq \kappa_1$  and  $h_k(x) \geq \kappa_2$  for each  $x \in B$ , and*

$$\left( \frac{w(x)}{v(x)} \right)^k \mathbb{E}_x^v [h_k(X_1)] \leq h_k(x) \quad (17)$$

for all  $x \in (A \cup B)^c$ . Then, for all  $x \in (A \cup B)^c$ ,

$$\mathbb{E}_x^v [Y^k] \leq \frac{v^k(x) h_k(x)}{\kappa_1^k \kappa_2}. \quad (18)$$

*Proof.* Let  $M = \{M_n, n \geq 0\}$  be defined via

$$M_n = h_k(X_{\tau_B \wedge n}) \prod_{j=0}^{\tau_B \wedge (n-1)} \left( \frac{w(X_j)}{v(X_j)} \right)^k \mathbb{I}(\tau_B \wedge n < \tau_A),$$

where  $a \wedge b$  means  $\min(a, b)$ . We first show that under  $\mathbb{P}_x^v(\cdot)$ ,  $M$  is a non-negative supermartingale adapted to the filtration  $\mathcal{G} = \{\mathcal{G}_n = \sigma(X_0, \dots, X_n), n \geq 0\}$  generated by the chain  $X$ . Let  $\tau = \min(\tau_A, \tau_B) = \tau_{A \cup B}$  and note that  $\tau$  is a stopping time with respect to  $\mathcal{G}$ , i.e.,  $\{\tau > n\} \in \mathcal{G}_n$  for all  $n$ .

We decompose

$$\mathbb{E}_x^v[M_{n+1} \mid \mathcal{G}_n] = \mathbb{E}_x^v[M_{n+1} \cdot \mathbb{I}(\tau > n) \mid \mathcal{G}_n] + \mathbb{E}_x^v[M_{n+1} \cdot \mathbb{I}(\tau \leq n) \mid \mathcal{G}_n]$$

and bound each of the two terms. We have

$$\begin{aligned} & \mathbb{E}_x^v[M_{n+1} \cdot \mathbb{I}(\tau > n) \mid \mathcal{G}_n] \\ &= \mathbb{I}(\tau > n, \tau_B \wedge n < \tau_A) \prod_{j=0}^{n-1} \left( \frac{w(X_j)}{v(X_j)} \right)^k \cdot \mathbb{E}_x^v \left[ h_k(X_{n+1}) \left( \frac{w(X_n)}{v(X_n)} \right)^k \mid \mathcal{G}_n \right] \\ &\leq \mathbb{I}(\tau > n, \tau_B \wedge n < \tau_A) h_k(X_n) \prod_{j=0}^{n-1} \left( \frac{w(X_j)}{v(X_j)} \right)^k, \end{aligned}$$

where the last inequality follows from (17). On the other hand,

$$\mathbb{E}_{x_0}^v[M_{n+1} \cdot \mathbb{I}(\tau \leq n) \mid \mathcal{G}_n] = h_k(X_{\tau_B}) \prod_{j=0}^{\tau_B-1} \left( \frac{w(X_j)}{v(X_j)} \right)^k \mathbb{I}(\tau_B < \tau_A, \tau \leq n).$$

Combining these two inequalities we obtain

$$\mathbb{E}_{x_0}^v[M_{n+1} \mid \mathcal{G}_n] \leq M_n.$$

It then follows from the supermartingale convergence theorem that

$$\lim_{n \rightarrow \infty} M_n = h_k(X_{\tau_B}) \prod_{j=0}^{\tau_B-1} \left( \frac{w(X_j)}{v(X_j)} \right)^k \mathbb{I}(\tau_B < \tau_A)$$

almost surely. Fatou's lemma and the fact that  $h_k(x) \geq \kappa_2$  for  $x \in B$  imply that

$$\kappa_2 \mathbb{E}_x^v \left[ \prod_{j=0}^{\tau_B-1} \left( \frac{w(X_j)}{v(X_j)} \right)^k \mathbb{I}(\tau_B < \tau_A) \right] \leq h_k(x).$$

From this, we obtain that

$$\mathbb{E}_x^v[Y^k] = \mathbb{E}_x^v \left[ \mathbb{I}[\tau_B < \tau_A] \left( \frac{v(x)}{v(X_{\tau_B})} \prod_{j=0}^{\tau_B-1} \frac{w(X_j)}{v(X_j)} \right)^k \right] \leq \left( \frac{v(x)}{\kappa_1} \right)^k \frac{h_k(x)}{\kappa_2},$$

which yields the result.  $\square$

As a consequence of the previous proposition, we obtain

**Theorem 3.2** *Assume that the conditions of Proposition 3.1 are satisfied.*



(i) If

$$\lim_{\varepsilon \rightarrow 0} \frac{\ln[v(x_0, \varepsilon)] + k^{-1} \ln[h_k(x_0, \varepsilon)]}{\ln[\gamma(x_0, \varepsilon)]} = 1,$$

then  $Y(\varepsilon)$  is LE- $k$ .

(ii) If

$$\lim_{\varepsilon \rightarrow 0} \left[ \frac{v(x_0, \varepsilon)}{\gamma(x_0, \varepsilon)} \right]^k h_k(x_0, \varepsilon) < \infty,$$

then  $Y(\varepsilon)$  is BRM- $k$ .

(iii) If

$$\lim_{\varepsilon \rightarrow 0} \left[ \frac{v(x_0, \varepsilon)}{\gamma(x_0, \varepsilon)} \right]^k \frac{h_k(x_0, \varepsilon)}{\kappa_1^k \kappa_2} = 1,$$

then  $Y(\varepsilon)$  is VRCM- $k$ .

*Proof.* The three assertions follow immediately from the corresponding definitions; for (iii), we use the equivalence given in Proposition 2.19.  $\square$

## 4 Large Deviation Probabilities in Random Walks

### 4.1 The Random Walk

Let  $D_1, D_2, \dots$  be i.i.d. random variables,  $S_j = D_1 + \dots + D_j$  (the  $j$ th partial sum), for  $j \geq 0$ . Note that  $\{S_j, j \geq 0\}$  is a random walk over the real line. Take a constant  $\ell > \mathbb{E}[D_j]$ , put  $n = n(\varepsilon) = \lceil 1/\varepsilon \rceil$ , and let

$$\gamma(\varepsilon) = \gamma(\varepsilon, \ell) = \mathbb{P}[S_n/n \geq \ell].$$

The weak law of large numbers guarantees that  $\gamma(\varepsilon) \rightarrow 0$  when  $\varepsilon \rightarrow 0$ . The indicator function  $Y(\varepsilon) = \mathbb{I}[S_n \geq n\ell]$  is an unbiased estimator of  $\gamma(\varepsilon)$  with  $k$ th moment  $\mathbb{E}[Y^k(\varepsilon)] = \gamma(\varepsilon)$ , so its relative  $k$ th moment is

$$\gamma(\varepsilon)/\gamma^k(\varepsilon) = 1/\gamma^{k-1}(\varepsilon)$$

for all  $k \geq 1$ . Thus, this estimator is not LE- $k$  whenever  $k > 1$ .

### 4.2 State-Independent Exponential Twisting Based on Large Deviation Theory

For this situation, it is well known that an LE-2 estimator can be obtained via IS with exponential twisting, under the assumption that  $D_j$  has a *light tail distribution* [38, 11, 12], as we now outline.

Suppose  $D_j$  has density  $\pi$  over  $\mathbb{R}$ , with finite *moment generating function*

$$M(\theta) = \int_{-\infty}^{\infty} e^{\theta x} \pi(x) dx = \mathbb{E} [e^{\theta D_j}]$$

for  $\theta$  in a neighborhood of 0 (this is equivalent to assuming that  $D_j$  has finite moments of all orders). Let  $\Psi(\theta) = \ln M(\theta)$  denote the *cumulant generating function*. Exponential twisting means inflating the density  $\pi(x)$  by a factor that increases exponentially with  $x$ , and normalizing so that the new density integrates to 1. This new density is

$$\pi_\theta(x) = e^{\theta x} \pi(x) / M(\theta) = e^{\theta x - \Psi(\theta)} \pi(x), \quad x \in \mathbb{R},$$

where  $\theta > 0$  is a parameter to be determined and  $M(\theta)$  turns out to be the appropriate normalization constant. Let  $\mathbb{E}_\theta$  denote the mathematical expectation associated with the new density  $\pi_\theta$ . It is easily seen that  $\mathbb{E}_\theta[D_j] = \Psi'(\theta) = M'(\theta)/M(\theta)$  and  $\Psi'(0) = M'(0) = \mu$ . The IS estimator of  $\gamma(\varepsilon)$  under this density is

$$Y(\theta, \varepsilon) = \mathbb{I}[S_n \geq n\ell] L(\theta, S_n),$$

where

$$L(\theta, S_n) = \exp[-\theta S_n] M^n(\theta) = \exp[n\Psi(\theta) - S_n].$$

We now *assume* that there exists a real number  $\theta_\ell^* > 0$  such that  $\Psi'(\theta_\ell^*) = \ell$ . This is typically the case because frequently,  $\Psi'(\theta)$  is continuous in  $\theta$ ,  $\Psi'(\theta) \rightarrow \infty$  when  $\theta \rightarrow \theta_0$  for some  $\theta_0 > 0$  (i.e.  $\Psi'(\theta)$  is what is called *steep*) and we know that  $\Psi'(0) = \mu < \ell$ . Under *steepness*, the three propositions that follow are direct consequences of the results of [36]. They imply that for all  $k \geq 2$ ,  $Y(\theta_\ell^*, \varepsilon)$  is LE- $k$  but is not BRM- $k$ . Sadowsky states his results only for integer  $k$ , but his proofs work for any real  $k > 1$ . Let  $I(\ell) = \ell\theta_\ell^* - \Psi(\theta_\ell^*)$ ; this function  $I$  is known as the *large deviation rate function*.

**Proposition 4.1** *For any  $k > 1$  and any  $\theta$  the estimator  $Y(\theta, \varepsilon)$  is not BRM- $k$ . It is LE- $k$  if and only if  $\theta = \theta_\ell^*$ . In the latter case,*

$$\lim_{\varepsilon \rightarrow 0} \frac{\ln \gamma(\varepsilon)}{n(\varepsilon)} = \lim_{\varepsilon \rightarrow 0} \frac{\ln \mathbb{E}[Y^k(\varepsilon)]}{kn(\varepsilon)} = I(\ell).$$

Suppose now that we make  $m(\varepsilon)$  i.i.d. copies of  $Y(\theta, \varepsilon)$ , take their average  $\tilde{\mu}(\varepsilon)$  as an estimator of  $\mu$  and take their sample variance  $\tilde{\sigma}^2(\varepsilon)$  as an estimator of the variance of  $Y(\theta, \varepsilon)$ .

**Proposition 4.2** *Suppose that  $m(\varepsilon) \equiv m$  (a fixed constant). Then, for any  $k \geq 1$ ,  $\tilde{\sigma}^2(\varepsilon)$  is not BRM- $k$ , and it is LE- $k$  if and only if  $\theta = \theta_\ell^*$ .*

**Proposition 4.3** *Suppose that  $\theta = \theta_\ell^*$ . Then, for all  $k > 1$ ,  $\tilde{\mu}(\varepsilon)$  is BRM- $k$  if and only if  $m(\varepsilon) = \underline{O}(\varepsilon^{-1/2})$ , and similarly for  $\tilde{\sigma}^2(\varepsilon)$ . On the other hand, these estimators have a computational cost proportional to  $m(\varepsilon)n(\varepsilon) = \underline{O}(\varepsilon^{-3/2})$ . Since their relative moments are  $\Theta(1)$  when  $m(\varepsilon) = \Theta(\varepsilon^{-1/2})$ , their work-normalized relative variance is unbounded.*

### 4.3 A State-Dependent IS Scheme for Light-tailed Sums

BRM- $k$  for  $k > 1$  cannot be obtained with a state-independent IS scheme as in the previous section, but it can be achieved with a *state-dependent* IS scheme, as we now explain. As a key ingredient, we use the following (asymptotic) approximation of  $\gamma(\varepsilon, \ell) = \mathbb{P}[S_n \geq n\ell]$ , taken from [2], page 355:

**Proposition 4.4** *Assume that  $D_1$  has a density with respect to the Lebesgue measure. Then, for fixed  $\ell$  and  $n \rightarrow \infty$ ,*

$$\mathbb{P}[S_n \geq n\ell] = \frac{\exp[-nI(\ell)]}{[2\pi n\Psi''(\theta_\ell^*)]^{1/2}\theta_\ell^*} [1 + o(1)]. \quad (19)$$

The random walk model considered here fits the framework of Section 3 if we define the state of the Markov chain at step  $j$  as  $X_j = (n - j, L_j)$  where  $n - j$  is the number of steps that remain and  $(n - j)L_j = n\ell - S_j$  is the distance that remains to be covered for  $S_n$  to reach  $n\ell$ . We start in state  $x_0 = (0, 0)$ , the set  $B$  is  $\{(0, \ell_n) : \ell_n \leq 0\}$ , and we have

$$\gamma(n - j, \ell_j) = \mathbb{P}[S_n - S_j \geq \ell - (n - j)\ell_j] = \mathbb{P}[S_{n-j}/(n - j) \geq \ell_j].$$

In view of (19), we can think of approximating  $\gamma(n - j, \ell_j)$  by

$$v(n - j, \ell_j) = \frac{\exp[-(n - j)I(\ell_j)]}{[2\pi(n - j)\Psi''(\theta_{\ell_j}^*)]^{1/2}\theta_{\ell_j}^*} \quad (20)$$

for  $j < n$ , and  $v(0, \ell_n) = \mathbb{I}[\ell_n \leq 0]$ . The latter ensures that we hit  $B$  with probability 1 under this IS scheme, because the last transition is made under the distribution conditional on hitting  $B$ . For  $j < n - 1$  and  $x = (n - j, \ell_j)$ , the normalizing constant  $w(n - j, \ell_j)$  is

$$w(n - j, \ell_j) = \mathbb{E}_x^v \left[ \frac{\exp[-(n - j - 1)I(L_{j+1})]}{[2\pi(n - j - 1)\Psi''(\theta_{L_{j+1}}^*)]^{1/2}\theta_{L_{j+1}}^*} \mid L_j = \ell_j \right]$$

where  $L_{j+1} = [(n - j)L_j - D_{j+1}]/(n - j - 1)$ . For  $j = n - 1$ , it is  $w(1, \ell_{n-1}) = \mathbb{P}[D_n > \ell_{n-1}] = \gamma(1, \ell_{n-1})$ . We have

$$[v(n - j, \ell_j)/\gamma(n - j, \ell_j)]^k = [1 + o(1)]^k = 1 + o(1)$$

when  $n \rightarrow \infty$ , for any  $k \geq 1$  and for fixed  $j$  and  $\ell_j$ .

Under the assumption that  $D_1$  has the normal distribution, it is shown in [4] that  $w(n - j, \ell_j)/v(n - j, \ell_j) \leq 1 + (n - j)^{-2}$  for all  $j < n$ . In that case, to establish the BRM- $k$  property, we can define

$$h_k(n - j, \ell_j) = \prod_{i=1}^{n-j} (1 + i^{-2})^k$$

for  $j \leq n$ , where an empty product equals 1 by convention. Then,

$$\left(\frac{w(n-j, \ell_j)}{v(n-j, \ell_j)}\right)^k \mathbb{E}_x^v \left[ \frac{h_k(n-j-1, L_{j+1})}{h_k(n-j, L_j)} \mid L_j = \ell_j \right] = \left(\frac{w(n-j, \ell_j)}{v(n-j, \ell_j)}\right)^k (1+(n-j)^{-2})^{-k} \leq 1,$$

so the conditions of Proposition 3.1 are satisfied with  $\kappa_1 = \kappa_2 = 1$ . Since the function  $h_k$  is bounded by  $K = \prod_{i=1}^{\infty} (1+i^{-2})^k < \infty$ , the BRM- $k$  property for all  $k \geq 1$  then follows from Part (ii) of Theorem 3.2; this gives the following generalization of a result proved in [4] for  $k = 2$ :

**Proposition 4.5** *Suppose that  $D_1$  has a normal distribution. Then the IS scheme that approximates the zero-variance estimator as in Section 3 by using the function  $v$  defined in (20) has the BRM- $k$  property.*

It is not difficult to see that under the change-of-measure proposed by the previous result, the Gaussian property is preserved. More precisely, suppose that under the original (nominal) distribution, the  $D_i$ 's follow a standard normal distribution. Then, given  $S_k = s$  for  $k < n-1$ ,  $D_{k+1}$  is normally distributed with mean  $(n\ell - s)/(n-k-1)$  and variance  $1 + 1/(n-k-1)$ . This explicit description reveals why the estimator enjoys BRM- $k$ . In particular, the twisting of the increments is adjusted at each time-step to direct the process in the right direction and is turned off as the boundary  $n\ell$  is approached; thereby inducing a smaller overshoot over the boundary than in the standard i.i.d. exponential tilting. The behavior of the overshoot contributes significantly to the efficiency of the estimator. The zero-variance change-of-measure can be shown to yield an overshoot that remains bounded (in distribution) as  $n \rightarrow \infty$  [4]. In contrast, because of the CLT, under the i.i.d. tilting the overshoot is of order  $O(n^{1/2})$ . Under the state-dependent importance sampling discussed here, the overshoot is of order  $O(1)$  and therefore its contribution when computing relative moments is well behaved. To get VRCM- $k$  via Part (iii) of Theorem 3.2, we would need  $h_k(x_0) = 1 + o(1)$ , which is not the case here. In fact, most of the contribution to the  $k$ th relative moment comes from the last few steps of the walk, and this contribution remains bounded away from 0 when  $n \rightarrow \infty$ .

For the non-Gaussian case, where  $D_1$  has a general distribution with finite moment generating function, [6] propose a modification of the IS scheme just discussed, and prove that it yields an estimator with BRE. Essentially, the change of measure is modified in the areas where  $L_j \sqrt{n-j} < 1$  (IS is then turned off for the last  $n-j$  steps) or  $L_j$  exceeds a given constant  $c$  (we then switch to state-independent IS as in Section 4.2 for the last  $n-j$  steps). These modifications are made because the approximation (19) is not good enough in these areas (the approximation holds uniformly over  $\ell$  only if  $\ell$  is restricted to a bounded interval bounded away from zero) and the ratio  $w(n-j, L_j)/v(n-j, L_j)$  could grow out of control.

#### 4.4 A Criterion for Multidimensional Random Walks

In [15], Dupuis and Wang have developed a criterion that allows to design state-dependent IS estimators that are LE, in the context of a  $d$ -dimensional random walk with light-tailed

increments. They restrict their change of measure to exponential twisting, but allow the twisting parameter to depend on the current state of the walk. The techniques can be extended to cover more general Markov processes [16]. Here we summarize their results and argue that the resulting estimators are LE- $k$  for all  $k \geq 1$ . Let  $S_j = D_1 + \dots + D_j$ , where the  $D_j$ 's are i.i.d. random variables with mean zero, taking their values in  $\mathbb{R}^d$ , and with cumulant generating function  $\Psi(\theta) = \ln \mathbb{E}[\exp(\theta \cdot D_1)]$  for  $\theta \in \mathbb{R}^d$ . For simplicity, we assume that  $\Psi(\cdot)$  is finite throughout  $\mathbb{R}^d$ .

We are interested in estimating  $\mathbb{P}_0(S_n/n \in B)$ , for a set  $B \subset \mathbb{R}^d$  that does not contain 0. We assume as in [15] that the Legendre transform of  $\Psi$ ,  $L(\beta) = \sup_{\theta \in \mathbb{R}^d} (\theta \cdot \beta - \Psi(\theta))$  satisfies

$$\inf_{\beta \in \overset{\circ}{B}} L(\beta) = \inf_{\beta \in B} L(\beta) = \inf_{\beta \in \bar{B}} L(\beta)$$

where  $\overset{\circ}{B}$  and  $\bar{B}$  are the interior and closure of  $B$ , respectively. Note that the one-dimensional setting of Sections 4.1 and 4.2 is a special case of this with  $B = [\ell, \infty)$ ; things are generally more complicated in the multidimensional case because we can reach  $B$  from many possible directions, whence the parameter  $\beta$ . We further assume that it is possible to find a function

$$I = \{I(x, t) : x \in \mathbb{R}^d, 0 \leq t \leq 1\},$$

that solves (in the classical sense) the nonlinear partial differential equation (PDE)

$$\partial_t I(x, t) = \Psi(-\nabla_x I(x, t)) \quad (21)$$

subject to  $I(x, 1) = 0$  for  $x \in B$  and  $I(x, 1) = \infty$  for  $x \notin B$ . The algorithm suggested in [15] proceeds as follows. Let  $x = S_j/n$  for some  $j < n$ ; then let  $t = j/n$  and define

$$\theta(x, t) = -\nabla_x I(x, t).$$

Sample the increment  $D_{j+1}$  according to the *twisted* distribution  $\mathbb{P}_{\theta(x, t)}$  defined via

$$\mathbb{P}_{\theta(x, t)}(D_{j+1} \in dy) = \mathbb{P}(D_{j+1} \in dy) \exp[\theta(x, t) \cdot y - \Psi(\theta(x, t))].$$

The estimator takes the form

$$Y = \exp\left(\sum_{j=0}^{n-1} [-\theta(S_j, j/n) \cdot D_{j+1} + \Psi(\theta(S_j, j/n))]\right) \mathbb{I}(S_n/n \in B).$$

**Theorem 4.6** (Extends [15]). *Suppose that (21), with the boundary conditions given above, has a solution  $I$  in the classical sense. Let  $\mathbb{P}_0^*(\cdot)$  be the probability measure generated by the previous state-dependent IS strategy, given  $S_0 = 0$ . Then,*

$$\lim_{n \rightarrow \infty} -\frac{1}{n} \ln \mathbb{P}_0(S_n/n \in B) = \lim_{n \rightarrow \infty} -\frac{1}{nk} \ln \mathbb{E}_0^*[Y^k] = I(0, 0),$$

so this estimator is LE- $k$  for any  $k \geq 1$ .

*Proof.* We have written the description of the algorithm and the characterization of the solution to the Bellman equation derived in [15] in a slightly different way. Our description corresponds basically to the PDE approach derived in Section “Further remarks” of [15], pages 495-496. The Isaacs equation displayed on their page 495 can be solved and yields (21), which corresponds exactly to their equation (4.5), with our function  $I$  being denoted  $U$  in that paper. The proof that the algorithm verifies LE- $k$  follows the same sequence of arguments as the proof of their Theorem 3.1 for LE-2, assuming that the Isaacs equation is satisfied in a classical sense. This equation holds if the solution to (21) is satisfied in the classical sense. The modifications to the proof are as follows (in their notation). Replace 2 by  $k$  in the definition of their function  $V^n$ , in the theorem’s statement, and everywhere in the proof, including in the exponential that replaces the indicator in the middle of their page 490. We also multiply  $-\langle \alpha, y \rangle + H(\alpha)$  and the function  $L$  by  $k - 1$  wherever they appear from the last line of page 490 up to Equation (3.8). To obtain the modification of (3.6), we apply their Lemma 7.1 with  $f(y) = nW_F^n(x + y/n, i + 1) + (k - 2)[\langle \alpha, y \rangle - H(\alpha)]$ .  $\square$

As pointed out in Section 3 of [15], in typical circumstances it is difficult (or impossible) to find a classical solution to the PDE (21). However, one often can introduce a mollification procedure, applied to a solution of the PDE (21) in the weak sense (i.e., a solution for which the gradients are not strictly defined at every single point in time and space). Examples of such implementation schemes are described in [15] and also, in the case of a path-dependent simulation example, in [7].

## 4.5 Heavy-Tailed Increments

We revisit the estimator proposed in [5] for the steady-state delay in a single-server queue, and show that it can be designed to achieve BRM- $k$  for all  $k \geq 1$ . The model is again a random walk over the real line.

We have  $X_j = x_0 + D_1 + \dots + D_j$  where the  $D_j$ ’s are i.i.d. with mean  $\mathbb{E}[D_j] < 0$ , and  $x_0$  is some fixed constant. Let  $B = B(\varepsilon) = [1/\varepsilon, \infty)$  and  $A = \{\infty\}$ , so  $\tau_B = \inf\{j \geq 1 : X_j > 1/\varepsilon\}$  and  $\tau_A = \infty$ . We want to estimate  $\gamma(\varepsilon) = \gamma(0, \varepsilon)$ , where

$$\gamma(x, \varepsilon) = \mathbb{P}_x[\tau_B < \infty]$$

and  $\mathbb{P}_x$  represents the probability when  $x_0 = x$ . This  $\gamma(x, \varepsilon)$  may represent the probability of eventual ruin of an insurance company with initial reserve  $-x + 1/\varepsilon$ , using an appropriate interpretation of the  $D_j$ ’s in terms of i.i.d. claim sizes and inter-arrival times. It can also be interpreted as the tail of the steady-state delay in a single-server queue [2, page 260]. This model has other applications as well.

To keep the discussion simple, we shall assume that  $D_j$  possesses a regularly varying tail; that is, for each  $b > 0$ ,

$$\lim_{t \rightarrow \infty} \frac{P(D_j > bt)}{P(D_j > t)} = b^{-\alpha}$$

for some  $\alpha > 1$ . The discussion that follows holds in greater generality, for instance including Weibull or lognormal tails; see [5], Section 3, for a more general framework.

In [5], the authors propose to approximate  $\gamma(\cdot)$  in the zero-variance change of measure by some function  $v(\cdot)$  such that  $\lim_{\varepsilon \rightarrow 0} v(x, \varepsilon)/\gamma(x, \varepsilon) = 1$ , and suggest a specific selection of  $v(\cdot)$  that is later proved to yield an IS estimator with BRE. More specifically, they introduce a non-negative random variable  $Z$  such that

$$\mathbb{P}[Z > t] = \min \left( 1, \frac{-1}{\mathbb{E}[D_j]} \int_t^\infty \mathbb{P}[Y > s] ds \right).$$

Motivated by a classical result stating that

$$\lim_{\varepsilon \rightarrow 0} \mathbb{P}[Z > 1/\varepsilon]/\gamma(0, \varepsilon) = 1,$$

(see, [2], page 296), [5] suggest using

$$v(x, \varepsilon) = v_{a^*}(x, \varepsilon) = \mathbb{P}[Z > a^* + 1/\varepsilon - x],$$

with corresponding normalization constant

$$w(x, \varepsilon) = w_{a^*}(x, \varepsilon) = \mathbb{P}[Z + D_j > a^* + 1/\varepsilon - x],$$

for some constant  $a^* > 0$  chosen to satisfy the Lyapunov inequality of Proposition 3.1 for  $k = 2$ .

As we now show, for each  $k \geq 1$ , it is possible (and not difficult) to find a constant  $a_k^* > 0$  that can be proved to yield the BRM- $k$  property via Proposition 3.1. For this, we will use the following result, which follows directly from Proposition 3 of [5].

**Proposition 4.7** *For each  $k > 1$  and  $\delta \in (0, 1)$ , there is a real number  $a_k^* > 0$  such that*

$$-\delta \leq \frac{v_{a_k^*}^k(x, \varepsilon) - w_{a_k^*}^k(x, \varepsilon)}{\mathbb{P}[D_j > x + a_k^*] w_{a_k^*}^{k-1}(x, \varepsilon)} \quad (22)$$

for all  $x \leq 1/\varepsilon$ .

The constant  $a_k^*$  can be computed numerically, and the pair  $(\delta, a_k^*)$  could eventually be selected to minimize the upper bound on the relative moment of order  $k$  given by the next theorem. This upper bound implies the BRM- $k$  property.

**Theorem 4.8** *Fix  $\delta \in (0, 1)$ , select  $a_k^* > 0$  that satisfies (22), and let  $\kappa(a_k^*) = \inf_{x \in B} v_{a_k^*}(x, \varepsilon) = \mathbb{P}[Z > a_k^*]$ . Then,*

$$\mathbb{E}_x^v[Y^k] \leq \frac{v_{a_k^*}^k(x, \varepsilon)}{(1 - \delta)(\kappa(a_k^*))^k}$$

and consequently

$$\limsup_{\varepsilon \rightarrow 0} \frac{\mathbb{E}_0^v[Y^k]}{\gamma^k(0, \varepsilon)} \leq \frac{1}{(1 - \delta)(\kappa(a_k^*))^k} < \infty.$$

*Proof.* Define

$$h_k(x) = \mathbb{I}(x - a_k^* \leq 1/\varepsilon) + (1 - \delta)\mathbb{I}(x - a_k^* > 1/\varepsilon).$$

For  $x \leq 1/\varepsilon$ , the Lyapunov condition in Proposition 3.1 takes the form

$$\left(\frac{w_{a_k^*}(x, \varepsilon)}{v_{a_k^*}(x, \varepsilon)}\right)^{k-1} \frac{\mathbb{E}[v_{a_k^*}(D_1 + x, \varepsilon) h_k(D_1 + x)]}{v_{a_k^*}(x, \varepsilon)} \leq 1.$$

This is equivalent to

$$\frac{\mathbb{E}[v_{a_k^*}(D_1 + x, \varepsilon) h_k(D_1 + x)]}{w_{a_k^*}(x, \varepsilon)} \leq \left(\frac{w_{a_k^*}(x, \varepsilon)}{v_{a_k^*}(x, \varepsilon)}\right)^k. \quad (23)$$

Using the interpretation of  $v_{a_k^*}(\cdot, \varepsilon)$  as a tail probability, we have

$$\begin{aligned} & \frac{\mathbb{E}[v_{a_k^*}(D_1 + x, \varepsilon) (h_k(D_1 + x) - 1)]}{w_{a_k^*}(x, \varepsilon)} \\ = & -\delta \frac{\mathbb{E}[\mathbb{P}(Z + D_1 > a_k^* + 1/\varepsilon - x \mid D_1) \cdot \mathbb{I}(D_1 > a_k^* + 1/\varepsilon - x)]}{\mathbb{P}(Z + D_1 > a_k^* + 1/\varepsilon - x)} \\ = & -\delta \mathbb{P}(D_1 > a_k^* + 1/\varepsilon - x \mid Z + D_1 > a_k^* + 1/\varepsilon - x). \end{aligned}$$

Therefore, showing (23) is equivalent to establishing that

$$-\delta \mathbb{P}(D_1 > a_k^* + 1/\varepsilon - x \mid Z + D_1 > a_k^* + 1/\varepsilon - x) \leq \frac{v_{a_k^*}^k(x, \varepsilon) - w_{a_k^*}^k(x, \varepsilon)}{w_{a_k^*}^k(x, \varepsilon)}.$$

Since  $Z \geq 0$ , this in turn is equivalent to the inequality

$$-\delta \leq \frac{v_{a_k^*}^k(x, \varepsilon) - w_{a_k^*}^k(x, \varepsilon)}{P(D_1 > a_k^* + 1/\varepsilon - x) w_{a_k^*}^{k-1}(x, \varepsilon)},$$

which holds by definition of  $a_k^*$ . The conclusion then follows directly from Proposition 3.1 and the fact that  $\lim_{\varepsilon \rightarrow 0} v(0, \varepsilon)/\gamma(0, \varepsilon) = 1$ .  $\square$

The next example underlines the fact that finding an approximation  $v$  that provides BRM- $k$  is not so obvious, and that the approximation must be good over a very wide range of states. In particular, it shows that even if  $v(x, \varepsilon) = \gamma(x, \varepsilon)$  whenever  $\varepsilon$  is small enough, for any given  $x$ , one can still obtain an estimator that fails to achieve BRM- $k$  or LE- $k$ .

**Example 4.9** Suppose we take

$$v(x, \varepsilon) = \gamma(x, \varepsilon)\mathbb{I}(x \leq c_\varepsilon) + \mathbb{I}(x > c_\varepsilon).$$



This gives

$$\begin{aligned} v(x, \varepsilon) &\leq \gamma(c_\varepsilon) \mathbb{I}(x \leq c_\varepsilon) + \mathbb{I}(x > c_\varepsilon); \\ w(x, \varepsilon) &\geq \mathbb{P}(D_1 + x > c_\varepsilon). \end{aligned}$$

We will choose  $c_\varepsilon$  as a function of  $\varepsilon$  so that  $c_\varepsilon \rightarrow \infty$ . Then, for any fixed  $x$ ,  $v(x, \varepsilon) = \gamma(x, \varepsilon)$  when  $\varepsilon$  is small enough, which means that the function  $v(\cdot)$  converges pointwise to  $\gamma(\cdot)$  when  $\varepsilon \rightarrow 0$ . A natural question is if such approximation would be enough for BRM- $k$ ? We are interested in the  $k$ th moment

$$\begin{aligned} \mathbb{E}_0^v [Y^k] &= \mathbb{E}_0^v \left[ \left( \prod_{j=0}^{\tau_B-1} \frac{w(X_k, \varepsilon)}{v(X_k, \varepsilon)} \right)^k \mathbb{I}(\tau_B < \infty) \right] \\ &= \mathbb{E}_0 \left[ \left( \prod_{j=0}^{\tau_B-1} \frac{w(X_k, \varepsilon)}{v(X_k, \varepsilon)} \right)^{k-1} \frac{\mathbb{I}(\tau_B < \infty)}{v(0, \varepsilon)} \right]. \end{aligned}$$

Our bounds on  $w(x, \varepsilon)$  and  $v(x, \varepsilon)$  imply that

$$\frac{w(x, \varepsilon)}{v(x, \varepsilon)} \geq \frac{\mathbb{P}(D_1 + x > c_\varepsilon)}{\gamma(c_\varepsilon, \varepsilon) \mathbb{I}(x \leq c_\varepsilon) + \mathbb{I}(x > c_\varepsilon)} \geq \frac{\mathbb{P}(D_1 + x > c_\varepsilon)}{\gamma(c_\varepsilon, \varepsilon)} \mathbb{I}(x \leq c_\varepsilon).$$

Therefore,

$$\mathbb{E}_0 \left[ \left( \prod_{j=0}^{\tau_B-1} \frac{w(X_k, \varepsilon)}{v(X_k, \varepsilon)} \right)^{k-1} \frac{\mathbb{I}(\tau_B < \infty)}{v(0, \varepsilon)} \right] \geq \left( \frac{\mathbb{P}(D_1 > c_\varepsilon)}{\gamma(c_\varepsilon, \varepsilon)} \right)^{k-1} \frac{\mathbb{P}_0(\tau_B = 1)}{v(0, \varepsilon)}.$$

Suppose we take  $c_\varepsilon = \varepsilon^{-\beta}$  for some  $\beta \in (0, 1)$ . Then,  $c_\varepsilon \rightarrow \infty$  but  $\varepsilon c_\varepsilon \rightarrow 0$  when  $\varepsilon \rightarrow 0$ , and the right hand side of the previous inequality is  $\Theta \left( (\varepsilon c_\varepsilon)^{-\alpha(k-1)} \varepsilon^2 \right) = \Theta \left( \varepsilon^{2-\alpha(1-\beta)(k-1)} \right)$ , which blows up for  $\varepsilon \rightarrow 0$  whenever  $\alpha(1-\beta)(k-1) > 2$ .

The problem here is the contribution of the likelihood ratio corresponding to the interval  $(c_\varepsilon, 1/\varepsilon]$  in the state space, due to a bad approximation of the zero-variance importance sampler in that region of the state space. The contribution of the likelihood ratio corresponding to this bad approximation is captured, most importantly, by the normalizing constant  $w(x, \varepsilon)$ , which involves a first transition expectation. This expectation must account for the possibility that the process jumps to the bad region and this possibility is quantified and added to the likelihood ratio. The accumulation of all these contributions induces a poor behavior of the overall importance sampling strategy by inflating the moments of the likelihood ratio. This problem could be cured by increasing  $c_\varepsilon$  at a faster speed.

## 5 Highly Reliable Markovian Systems

### 5.1 The Model

We consider an HRMS with  $c$  types of components and  $n_i$  components of type  $i$ , for  $i = 1, \dots, c$ . Each component is either in a failed state or an operational state. The *state of the system* is represented by a vector  $x = (x^{(1)}, \dots, x^{(c)})$ , where  $x^{(i)}$  is the number of *failed* components of type  $i$ . Thus, we have a finite state space  $\mathcal{S}$  of cardinality  $(n_1+1) \cdots (n_c+1)$ . We suppose that  $\mathcal{S}$  is partitioned in two subsets  $\mathcal{U}$  and  $\mathcal{F}$ , where  $\mathcal{U}$  is a decreasing set (i.e., if  $x \in \mathcal{U}$  and  $x \geq y \in \mathcal{S}$ , then  $y \in \mathcal{U}$ ) that contains the state  $\mathbf{0} = (0, \dots, 0)$  in which all the components are operational. We say that  $y \prec x$  when  $y \leq x$  and  $y \neq x$ .

Following [37], we assume that the times to failure and times to repair of the individual components are independent exponential random variables with respective rates

$$\lambda_i(x) = a_i(x)\varepsilon^{b_i(x)} \quad \text{and} \quad \mu_i(x) = \Theta(1) \quad (24)$$

for type- $i$  components when the current state is  $x$ , where  $a_i(x) > 0$  and  $b_i(x) \geq 1$  are real numbers for each  $i$ . The parameter  $\varepsilon \ll 1$  represents the rarity of failures; the failure rates tend to zero when  $\varepsilon \rightarrow 0$ . Failure propagation is allowed: from state  $x$ , there is a probability  $p_i(x, y)$  (which may depend on  $\varepsilon$ ) that the failure of a type- $i$  component directly drives the system to state  $y$ , in which there could be additional component failures. Thus, the net jump rate from  $x$  to  $y$  is

$$\lambda(x, y) = \sum_{i=1}^c \lambda_i(x)p_i(x, y) = O(\varepsilon).$$

Similarly, the repair rate from state  $x$  to state  $y$  is  $\mu(x, y)$  (with possible grouped repairs), where  $\mu(x, y)$  does not depend on  $\varepsilon$  (i.e., repairs are not rare events when they are possible). The system starts in state  $\mathbf{0}$  and we want to estimate the probability  $\gamma(\varepsilon)$  that it reaches the set  $\mathcal{F}$  before returning to state  $\mathbf{0}$ . Estimating this probability is relevant in many practical situations [27, 28].

This model evolves as a continuous-time Markov chain (CTMC)  $\{Z(t), t \geq 0\}$ , where  $Z(t)$  is the system's state at time  $t$ . Its canonically embedded discrete time Markov chain (DTMC) is  $\{X_j, j \geq 0\}$ , defined by  $X_j = Z(\xi_j)$  for  $j = 0, 1, 2, \dots$ , where  $\xi_0 = 0$  and  $0 < \xi_1 < \xi_2 < \dots$  are the jump times of the CTMC. Since the quantity of interest here,  $\gamma(\varepsilon)$ , does not depend on the jump times of the CTMC, it suffices to simulate the DTMC. This chain  $\{X_j, j \geq 0\}$  has transition probability matrix  $\mathbf{P}$  with elements

$$\mathbf{P}(x, y) = \mathbb{P}[X_j = y \mid X_{j-1} = x] = \lambda(x, y)/q(x)$$

if the transition from  $x$  to  $y$  corresponds to a failure and

$$\mathbf{P}(x, y) = \mu(x, y)/q(x)$$

if it corresponds to a repair, where

$$q(x) = \sum_{y \in \mathcal{S}} (\lambda(x, y) + \mu(x, y))$$

is the total jump rate out of  $x$ , for all  $x, y$  in  $\mathcal{S}$ . We will use  $\mathbb{P}$  to denote the corresponding measure on the sample paths of the DTMC.

To fit the framework of Section 3, we must distinguish two cases for state  $\mathbf{0}$ : (1) when we are in the initial state  $X_0 = \mathbf{0}$  and (2) if we return to that state later on. We consider them as two different states; in the second case, we will call the state  $\mathbf{0}'$  to make the distinction. Then, we have  $A = \{\mathbf{0}'\}$ ,  $B = \mathcal{F}$ , and  $\gamma(\varepsilon) = \mathbb{P}[\tau_B < \tau_A]$ .

Let  $\Gamma$  denote the set of pairs  $(x, y) \in \mathcal{S}^2$  for which  $\mathbf{P}(x, y) > 0$ . Our final assumptions are that the DTMC is irreducible on  $\mathcal{S}$  and that for every state  $x \in \mathcal{S}$ ,  $x \neq \mathbf{0}$ , there exists a state  $y \prec x$  such that  $(x, y) \in \Gamma$  (that is, at least one repairman is active whenever a component is failed). We further assume that from state  $\mathbf{0}$ , the failures with probability in  $\Theta(1)$  do not directly lead to  $\mathcal{F}$ , since otherwise  $\gamma(\varepsilon) = \Theta(1)$  is not a rare event probability. In [37], Shahabuddin shows that for this model, there is a real number  $r > 0$  such that  $\gamma(\varepsilon) = \Theta(\varepsilon^r)$ , i.e., the probability of interest decreases at a polynomial rate when  $\varepsilon \rightarrow 0$ . Nakayama makes in [34] the additional assumption that the  $b_i(x)$  are positive integers; in that case,  $r$  is always an integer. We also make this assumption for the remainder of the paper, to simplify the analysis.

## 5.2 IS for the HRMS Model

Several IS schemes have been proposed in the literature for this HRMS model; see, e.g., [13], [34], [37]. Here we limit ourselves to the so-called *simple failure biasing* (SFB), also named *Bias1*. Our aim is to analyze the robustness properties under that scheme, and not to try approaching the zero-variance IS as in Example 2.22. SFB changes the matrix  $\mathbf{P}$  to a new matrix  $\mathbf{P}^*$  defined as follows. For states  $x \in \mathcal{F} \cup \{\mathbf{0}\} \cup \{\mathbf{0}'\}$ , we have  $\mathbf{P}^*(x, y) = \mathbf{P}(x, y)$  for all  $y \in \mathcal{S}$ , i.e., the transition probabilities are unchanged. For any other state  $x$ , a fixed probability  $\rho$  is assigned to the set of all failure transitions, and a probability  $1 - \rho$  is assigned to the set of all repair transitions. In each of these two subsets, the individual probabilities are taken proportionally to the original ones. Under certain additional assumptions, this change of measure increases the probability of failure when the system is up, in a way that failure transitions are no longer rare events, i.e.,  $\mathbb{P}^*[\tau_B < \tau_A] = \Theta(1)$ .

For a given sample path ending at step  $\tau = \min(\tau_A, \tau_B)$ , the likelihood ratio for this change of measure can be written as

$$L = L(X_0, \dots, X_\tau) = \frac{\mathbb{P}[(X_0, \dots, X_\tau)]}{\mathbb{P}^*[(X_0, \dots, X_\tau)]} = \prod_{j=1}^{\tau} \frac{\mathbf{P}(X_{j-1}, X_j)}{\mathbf{P}^*(X_{j-1}, X_j)}$$

and the corresponding (unbiased) IS estimator of  $\gamma(\varepsilon)$  is given by

$$Y(\varepsilon) = L(X_0, \dots, X_\tau) \mathbb{I}[\tau_B < \tau_A]. \quad (25)$$

We will now examine the robustness properties of this estimator under the SFB sampling.

### 5.3 Asymptotic Robustness for the HRMS Model Under IS

For this HRMS model, a characterization of the IS schemes that satisfy the BRE property was obtained in [34] and the equivalence between BRE and LE for this model was mentioned without proof in [27]. Our first result generalizes this. Note that under a static change of measure such as SFB, the expected computing time is  $\Theta(1)$ .

**Proposition 5.1** *In the HRMS framework adopted here, with SFB, the two properties BRM- $k$  and LE- $k$  are equivalent. These three properties are also equivalent for the  $g$ -th empirical moment of  $Y(\varepsilon)$  and for its empirical variance.*

*Proof.* Recall that it is proved in [37] that  $\gamma(\varepsilon) = \Theta(\varepsilon^r)$  for some integer  $r \geq 0$ . Following the same argument, just replacing the likelihood ratio  $L$  by  $L^g$ , we can show (as done in [39] for the second moment) that there is a constant  $s_g \leq gr$  such that

$$\mathbb{E}[Y^g(\varepsilon)] = \Theta(\varepsilon^{s_g}), \quad (26)$$

where  $Y(\varepsilon)$  is defined in (25). Note that  $s_1 = r$ . From Jensen's inequality, we also have  $s_{kg} \leq ks_g$ . The equivalence between LE- $k$  and BRM- $k$  for the  $g$ -th empirical moment then follows from Example 2.13. The case of the empirical variance is handled by replacing  $Y(\varepsilon)$  by  $S_n^2(\varepsilon)$ ; one can see that each moment of  $S_n^2(\varepsilon)$  is  $\Theta(\varepsilon^\nu)$  for some  $\nu \geq 0$  and the result follows easily from that and Example 2.13.  $\square$

Our next result characterizes BRM- $k$  for the  $g$ -th empirical moment in the HRMS framework. In particular, it gives characterizations of BRM- $k$  for  $Y(\varepsilon)$ , as well as BRM- $k$  and LE- $k$  for  $S_n^2(\varepsilon)$ . It requires additional notation. We will restrict our change of measure for IS to a class  $\mathcal{I}$  of measures  $\mathbb{P}^*$  defined by a transition probability matrix  $\mathbf{P}^*$  with the following property: whenever  $(x, y) \in \Gamma$  and  $\mathbf{P}(x, y) = \Theta(\varepsilon^d)$ , then  $\mathbf{P}^*(x, y) = \Theta(\varepsilon^\ell)$  for  $\ell \leq d$ . This means that the probability of a transition under the new probability transition matrix is never significantly smaller than under the original one. From now on, we assume that  $\mathbf{P}^*$  satisfies this property. Note that SFB and all other IS schemes developed in the literature belong to this class.

We define the following sets of sample paths:

$$\begin{aligned} \Delta_m &= \{(x_0, \dots, x_n) : n \geq 1, x_0 = \mathbf{0}, x_n \in \mathcal{F}, \\ &\quad x_j \notin \{\mathbf{0}', \mathcal{F}\} \text{ and } (x_{j-1}, x_j) \in \Gamma \text{ for } 1 \leq j \leq n, \\ &\quad \text{and } \mathbb{P}[(X_0, \dots, X_\tau) = (x_0, \dots, x_n)] = \Theta(\varepsilon^m)\}; \\ \Delta &= \bigcup_{m=r}^{\infty} \Delta_m; \end{aligned}$$

this  $\Delta$  is the set of all paths that lead to the rare event.

A necessary and sufficient condition on  $\mathbb{P}^*$  for BRM- $k$  of the  $g$ -th moment is as follows. This result means that a path cannot be too rare under the IS measure  $\mathbb{P}^*$  to verify BRM- $k$  for the  $g$ -th moment. Special cases of this result were obtained under the same conditions in

[34] for BRE ( $k = 2$  and  $g = 1$ ), where it was shown that  $\ell \leq 2m - r$  is needed, and in [39] and [40] for BNA, where the necessary and sufficient condition is  $\ell \leq 3m/2 - 3s/4$ , where  $s$  is the real number such that  $\sigma^2(\varepsilon) = \Theta(\varepsilon^s)$ . Note that  $s = s_2$  if and only if  $\sigma^2(\varepsilon) = \Theta(Y^2(\varepsilon))$ , where  $s_g$  is defined via (26).

**Theorem 5.2** *For an IS measure  $\mathbb{P}^* \in \mathcal{I}$ , we have BRM- $k$  for the  $g$ -th empirical moment if and only if for all integers  $m$  such that  $r \leq m < ks_g$  and all paths  $(x_0, \dots, x_n) \in \Delta_m$ ,*

$$\mathbb{P}^*\{(X_0, \dots, X_\tau) = (x_0, \dots, x_n)\} = \Theta(\varepsilon^\ell)$$

for some  $\ell \leq k(mg - s_g)/(kg - 1)$ .

*Proof.* For  $k = g = 1$ , the interval for  $m$  is empty and we always have BRM-1 for the first moment, so the result holds. We now suppose that  $kg > 1$ .

(a) Necessary condition. Suppose that there exist  $m \in \mathbb{N}$  and  $(x_0, \dots, x_n) \in \Delta_m$  such that  $\mathbb{P}^*\{(X_0, \dots, X_\tau) = (x_0, \dots, x_n)\} = \Theta(\varepsilon^{k(mg - s_g)/(kg - 1) + \ell'})$  with  $\ell' > 0$  and  $m < ks_g$ . Then we have

$$\begin{aligned} \mathbb{E}[(Y(\varepsilon))^{kg}] &\geq L(x_0, \dots, x_n)^{kg} \mathbb{P}^*[(X_0, \dots, X_\tau) = (x_0, \dots, x_n)] \\ &= \Theta(\varepsilon^{kg(m - k(mg - s_g)/(kg - 1) - \ell') + k(mg - s_g)/(kg - 1) + \ell'}) \\ &= \Theta(\varepsilon^{ks_g - (kg - 1)\ell'}). \end{aligned}$$

Thus  $\mathbb{E}[(Y(\varepsilon))^{kg}]/\mathbb{E}[(Y(\varepsilon))^g]^k = \underline{O}(\varepsilon^{-(kg - 1)\ell'})$ , which is unbounded when  $\varepsilon \rightarrow 0$ .

(b) Sufficient condition. Let  $(x_0, \dots, x_n) \in \Delta_m$  such that  $m < ks_g$ . Under the given condition, we have

$$\mathbb{P}^*[(X_0, \dots, X_\tau) = (x_0, \dots, x_n)] = \Theta(\varepsilon^\ell)$$

for some  $\ell \leq k(mg - s_g)/(kg - 1)$ . Then,

$$(L(x_0, \dots, x_n))^{kg} \mathbb{P}^*[(X_0, \dots, X_\tau) = (x_0, \dots, x_n)] = \frac{\Theta(\varepsilon^{kgm})}{\Theta(\varepsilon^{kg\ell})} \Theta(\varepsilon^\ell) = O(\varepsilon^{ks_g}).$$

Using the fact that  $|\Delta_m| < \infty$  [34] and the first part of Lemma 1 ii) of [34], we have

$$\sum_{r \leq m < ks_g} \sum_{(x_0, \dots, x_n) \in \Delta_m} (L(x_0, \dots, x_n))^{kg} \mathbb{P}^*[(X_0, \dots, X_{\tau_F}) = (x_0, \dots, x_n)] = O(\varepsilon^{ks_g}). \quad (27)$$

Also, using again Lemma 1 of [34] (with  $N$  the total number of components, and  $\alpha$ ,  $\beta$  and  $\delta$  constant),

$$\begin{aligned}
& \sum_{m=ks_g}^{\infty} \sum_{(x_0, \dots, x_n) \in \Delta_m} [L(x_0, \dots, x_n)]^{kg} \mathbb{P}^* [(X_0, \dots, X_\tau) = (x_0, \dots, x_n)] \\
& \leq \sum_{m=ks_g}^{\infty} \sum_{(x_0, \dots, x_n) \in \Delta_m} \delta^{m+1} \alpha \beta^m \varepsilon^m \\
& \leq \sum_{m=ks_g}^{\infty} |\mathcal{S}|^{(m+1)N} \delta^{m+1} \alpha \beta^m \varepsilon^m \\
& = \alpha \delta |\mathcal{S}|^N \sum_{m=ks_g}^{\infty} (|\mathcal{S}|^{(m+1)} \delta \beta \varepsilon)^m \\
& = \Theta(\varepsilon^{ks_g}). \tag{28}
\end{aligned}$$

Combining (27) and (28) gives  $\mathbb{E}[(Y(\varepsilon))^{kg}] = O(\varepsilon^{ks_g})$ , meaning that we have BRM- $k$  of the  $g$ -th moment.  $\square$

In [39], a different class  $\mathcal{J}$  of measures  $\mathbb{P}^*$  defined by a transition probability matrix  $\mathbf{P}^*$  is used, motivated by the fact that absolute centered moments were considered. This class is more restrictive: for such a  $\mathbf{P}^*$ , whenever  $(x, y) \in \Gamma$  and  $\mathbf{P}(x, y) = \Theta(\varepsilon^d)$ , if  $y \succ x \neq \mathbf{0}$ , then  $\mathbf{P}^*(x, y) = \Theta(\varepsilon^\ell)$  with  $\ell < d$ , whereas if  $x \succ y$  or if  $y \succ x = \mathbf{0}$ , then  $\mathbf{P}^*(x, y) = \Theta(\varepsilon^\ell)$  with  $\ell \leq d$ . Using this class of measures, we could show, by similar arguments to those above and in [39] and [40], that we have BRM- $k$  for the  $g$ -th moment if and only if for all integers  $\ell$  and  $m$  such that  $m - \ell < r$ , and all  $(x_0, \dots, x_n) \in \Delta_m$  with  $\mathbb{P}^*\{(X_0, \dots, X_\tau) = (x_0, \dots, x_n)\} = \Theta(\varepsilon^\ell)$ , we have  $\ell \leq k(mg - s_g)/(kg - 1)$ . The difference in the characterization is then in terms of the set of paths. Note that the set here is more restrictive (because the class of functions is more restrictive too). Indeed, if  $m - \ell < r = s_1$ , then  $m < \ell + s_1 \leq ks_g$  for all  $g \geq 2$ .

In the specific case of the empirical mean and variance, we have the following:

**Corollary 5.3** *For an IS measure  $\mathbb{P}^* \in \mathcal{I}$ , we have BRM- $k$  for  $Y(\varepsilon)$  if and only if for all integers  $m$  such that  $r \leq m < kr$  and all  $(x_0, \dots, x_n) \in \Delta_m$ ,*

$$\mathbb{P}^*\{(X_0, \dots, X_\tau) = (x_0, \dots, x_n)\} = \Theta(\varepsilon^\ell)$$

*for  $\ell \leq k(m - r)/(k - 1)$ . We also have BRM- $k$  for  $Y^2(\varepsilon)$  if and only if the same condition holds with  $\ell \leq k(2m - s_2)/(2k - 1)$ . We have BRM- $k$  for the empirical variance if and only if  $\ell \leq k(2m - s)/(2k - 1)$ .*

The following additional relationships between measures of robustness were proved in [40]:

**Proposition 5.4** *In our HRMS framework with an IS sampling scheme in  $\mathcal{J}$ , BNA implies AGEV, which implies BRE, which implies AGEM. For each of these implications, the converse is not true.*

The next result implies that IS sampling schemes in  $\mathcal{I}$  cannot provide VRMC- $k$ .

**Proposition 5.5** *In our HRMS setting, with an IS measure in  $\mathcal{I}$ , we have  $\mathbb{E}[(Y(\varepsilon) - \gamma(\varepsilon))^k] = \underline{Q}(\gamma^k(\varepsilon))$  for all  $k \geq 1$ . In particular,  $\sigma^2(\varepsilon) = \underline{Q}(\gamma^2(\varepsilon))$ .*

*Proof.* From our assumptions, there is a path  $\pi = (\mathbf{0}, x, \dots, \mathbf{0}')$  that does not hit  $\mathcal{F}$ , such that the initial failure leading to the transition from  $\mathbf{0}$  to  $x$  has probability  $\Theta(1)$  (because no repair is possible from state  $\mathbf{0}$ ), and thereafter has only repairs until we return to  $\mathbf{0}'$ . (We must have  $x \notin \mathcal{F}$  because otherwise  $\gamma(\varepsilon) = \Theta(1)$ .) This path has probability  $\Theta(1)$  under IS. Since

$$\begin{aligned} \mathbb{E}[(Y(\varepsilon) - \gamma(\varepsilon))^k] &= \mathbb{E}[L \mathbb{I}(\tau_B < \tau_A) - \gamma^k(\varepsilon)] \\ &\geq \gamma^k(\varepsilon) \mathbb{P}[(X_0, \dots, X_\tau) = \pi] \\ &= \Theta(\gamma^k(\varepsilon)), \end{aligned}$$

we get that  $\mathbb{E}[(Y(\varepsilon) - \gamma(\varepsilon))^k] = \underline{Q}(\gamma^k(\varepsilon))$ .  $\square$

Our necessary and sufficient conditions in Theorem 5.2 lead to the following results.

**Proposition 5.6** *For an IS scheme in  $\mathcal{I}$ , BRM- $k$  and LE- $k$  for the  $g$ -th moment are equivalent. Similarly, for  $S_n^2(\varepsilon)$ , BRE and LE, are equivalent.*

*Proof.* The first part follows again directly from Example 2.13, using the fact that  $\mathbb{E}[(Y(\varepsilon))^g] = \Theta(\varepsilon^{s_g})$  and  $\mathbb{E}[(Y(\varepsilon))^{kg}] = \Theta(\varepsilon^{s_{kg}})$  with  $s_{kg} \leq ks_g$  from Jensen's inequality. For the empirical variance, we use the arguments of the same examples, combined with the fact that  $\sigma^2(\varepsilon) = \Theta(\varepsilon^s)$  and  $\mathbb{E}[S_n^4(\varepsilon)] = \Theta(\varepsilon^t)$  with  $t \leq 2s$ .  $\square$

Next we show that BRM-2 and LE-2 for  $S_n^2(\varepsilon)$  are stronger than BNA when using the class of measures  $\mathcal{J}$ .

**Proposition 5.7** *Under an importance measure in  $\mathcal{J}$ , BRM-2 for  $S_n^2(\varepsilon)$  implies BNA.*

*Proof.* This is a direct consequence of the necessary and sufficient conditions over the paths for the BNA and BRM-2 properties. These conditions are that for all  $\ell$  and  $m$  such that  $m - \ell < r$ , and such that there is a path  $(x_0, \dots, x_n) \in \Delta$  for which  $\mathbb{P}\{(X_0, \dots, X_\tau) = (x_0, \dots, x_n)\} = \Theta(\varepsilon^m)$  and  $\mathbb{P}^*\{(X_0, \dots, X_\tau) = (x_0, \dots, x_n)\} = \Theta(\varepsilon^\ell)$ , we must have  $\ell \leq 4m/3 - 2s/3$  for BRM-2 for  $S_n^2(\varepsilon)$  and  $\ell \leq 3m/2 - 3s/4$  for BNA. But  $4m/3 - 2s/3 = 8/9(3m/2 - 3s/4)$ , so the theorem is proved if we always have  $3m/2 - 3s/4 \geq 0$ , i.e.,  $2m \geq s$ , which is true since  $2m \geq 2r \geq s$ .  $\square$

The following counter-example shows that the converse is not true: there are systems and IS measures  $\mathbb{P}^*$  for which BNA is verified but not BRM-2 for  $S_n^2(\varepsilon)$ .

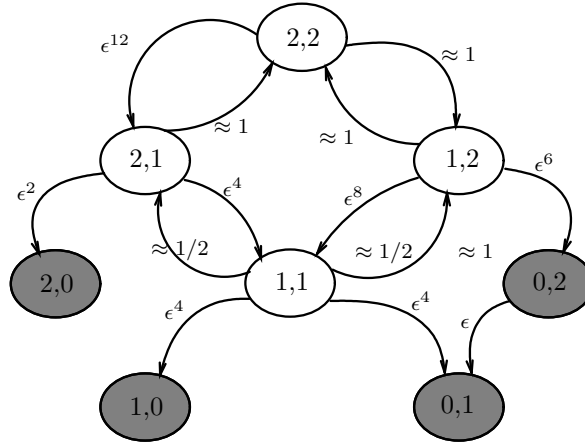


Figure 1: A two-dimensional model with its transition probabilities.

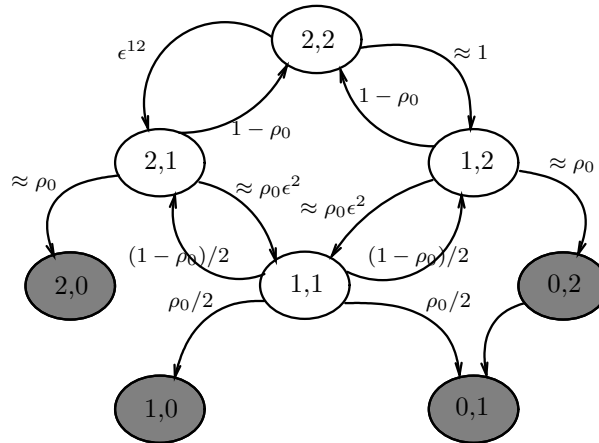


Figure 2: A two-dimensional example with SFB transition probabilities.

**Example 5.8** We consider the same system as in Example 2.23, with two component types and two components of each type. The original transition probabilities are shown in Figure 1, and those using SFB failure biasing can be seen in Figure 2. The states in  $\mathcal{F}$  are colored in gray. For this model, as can be easily seen in Figure 1,  $r = 6$  and  $\Delta_6$  is comprised of the



single path  $((2, 2), (1, 2), (0, 2))$ . Moreover,  $s = s_2 = 12$  and the sole path in  $\Delta$  such that

$$\frac{\mathbb{P}^2\{(X_0, \dots, X_\tau) = (x_0, \dots, x_n)\}}{\mathbb{P}^*\{(X_0, \dots, X_\tau) = (x_0, \dots, x_n)\}} = \Theta(\varepsilon^{12})$$

is the path in  $\Delta_6$  for which Figure 2 shows that it is  $\Theta(1)$  under probability measure  $\mathbb{P}^*$ . If  $\ell$  is the integer such that  $\mathbb{P}\{(X_0, \dots, X_\tau) = (x_0, \dots, x_n)\} = \Theta(\varepsilon^m)$  and  $\mathbb{P}^*\{(X_0, \dots, X_\tau) = (x_0, \dots, x_n)\} = \Theta(\varepsilon^\ell)$ , it can also be readily checked that  $\ell \leq 3m/2 - 3s/4$  for all paths, meaning that BNA is verified. However, the path  $((2, 2), (2, 1), (2, 0))$  is such that  $m = 14$  and  $\ell = 12$ . Then  $12 = \ell > 4m/3 - 2s/3 = 32/3$ , so the necessary and sufficient condition of Theorem 5.2 for  $k = g = 2$  is not verified. So we have BNA but not BRM-2 for  $S_n^2(\varepsilon)$ . It is also easy to verify that for this example, we have BRM-3 but not BRM-4.

## References

- [1] S. Asmussen. Large deviations in rare events simulation: Examples, counterexamples, and alternatives. In K.-T. Fang, F. J. Hickernell, and H. Niederreiter, editors, *Monte Carlo and Quasi-Monte Carlo Methods 2000*, pages 1–9, Berlin, 2002. Springer-Verlag.
- [2] S. Asmussen. *Applied Probability and Queues*. Springer-Verlag, New York, 2003.
- [3] V. Bentkus and F. Götze. The Berry-Esseen bound for Student's statistic. *The Annals of Probability*, 24(1):491–503, 1996.
- [4] J. Blanchet and P. W. Glynn. Strongly efficient estimators for light-tailed sums. In *Proceedings of ValueTools 2006: International Conference on Performance Evaluation Methodologies and Tools*, Pisa, Italy, 2006. ACM Publications.
- [5] J. Blanchet and P. W. Glynn. Efficient rare-event simulation for the maximum of a random walk with heavy-tailed increments. Manuscript, 2007.
- [6] J. Blanchet and P. W. Glynn. Efficient simulation of light-tailed sums: an old folk song sung to a faster new tune. Manuscript, 2007.
- [7] J. Blanchet, P. W. Glynn, and J. C. Liu. State-dependent importance sampling and large deviations. In W. Sandmann, editor, *Proceedings of the Sixth International Workshop on Rare Event Simulation*, pages 154–161, Bamberg, Germany, 2006.
- [8] P. G. Bolhuis, D. Chandler, C. Dellago, and P. L. Geissler. Transition path sampling: Throwing ropes over rough mountain passes, in the dark. *Annual Review of Physical Chemistry*, 53:291–318, 2002.
- [9] N. K. Boots and P. Shahabuddin. Simulating  $GI/GI/1$  queues and insurance processes with subexponential distributions. In *Proceedings of the 2000 Winter Simulation Conference*, pages 656–665. IEEE Press, 2000.

- 
- [10] C. Bourin and P. Bondon. Efficiency of high-order moment estimates. *IEEE Transactions on Signal Processing*, 46(1):255–258, 1998.
- [11] J. Bucklew, P. Ney, and J. S. Sadowsky. Monte Carlo simulation and large deviations theory for uniformly recurrent Markov chains. *Journal of Applied Probability*, 27:44–59, 1990.
- [12] J. A. Bucklew. *Introduction to Rare Event Simulation*. Springer-Verlag, New York, 2004.
- [13] H. Cancela, G. Rubino, and B. Tuffin. MTTF estimation by Monte Carlo methods using Markov models. *Monte Carlo Methods and Applications*, 8(4):312–341, 2002.
- [14] H. Cancela, G. Rubino, and B. Tuffin. New measures of robustness in rare event simulation. In M. E. Kuhl, N. M. Steiger, F. B. Armstrong, and J. A. Joines, editors, *Proceedings of the 2005 Winter Simulation Conference*, pages 519–527. IEEE Press, 2005.
- [15] P. Dupuis and H. Wang. Importance sampling, large deviations, and differential games. *Stochastics and Stochastics Reports*, 76:481–508, 2004.
- [16] P. Dupuis and H. Wang. Dynamic importance sampling for uniformly recurrent Markov chains. *Annals of Applied Probability*, 15:1–38, 2005.
- [17] R. Durrett. *Probability: Theory and Examples*. Duxbury Press, second edition, 1996.
- [18] S. M. Ermakov and V. B. Melas. *Design and Analysis of Simulation Experiments*. Kluwer Academic, Dordrecht, The Netherlands, 1995.
- [19] W. Feller. *An Introduction to Probability Theory and Its Applications, Vol. 2*. Wiley, New York, second edition, 1971.
- [20] P. Glasserman. *Monte Carlo Methods in Financial Engineering*. Springer-Verlag, New York, 2004.
- [21] P. Glasserman, P. Heidelberger, P. Shahabuddin, and T. Zajic. A large deviations perspective on the efficiency of multilevel splitting. *IEEE Transactions on Automatic Control*, AC-43(12):1666–1679, 1998.
- [22] P. Glasserman, P. Heidelberger, P. Shahabuddin, and T. Zajic. Multilevel splitting for estimating rare event probabilities. *Operations Research*, 47(4):585–600, 1999.
- [23] P. W. Glynn and D. L. Iglehart. Importance sampling for stochastic simulations. *Management Science*, 35:1367–1392, 1989.
- [24] P. W. Glynn and W. Whitt. The asymptotic efficiency of simulation estimators. *Operations Research*, 40:505–520, 1992.

- [25] A. Goyal, P. Shahabuddin, P. Heidelberger, V. F. Nicola, and P. W. Glynn. A unified framework for simulating Markovian models of highly reliable systems. *IEEE Transactions on Computers*, C-41:36–51, 1992.
- [26] J. M. Hammersley and D. C. Handscomb. *Monte Carlo Methods*. Methuen, London, 1964.
- [27] P. Heidelberger. Fast simulation of rare events in queueing and reliability models. *ACM Transactions on Modeling and Computer Simulation*, 5(1):43–85, 1995.
- [28] S. Juneja and P. Shahabuddin. Rare event simulation techniques: An introduction and recent advances. In S. G. Henderson and B. L. Nelson, editors, *Simulation*, Handbooks in Operations Research and Management Science, pages 291–350. Elsevier, Amsterdam, The Netherlands, 2006. Chapter 11.
- [29] M. H. Kalos and P. A. Whitlock. *Monte Carlo Methods*. John Wiley & Sons, 1986.
- [30] M. Katz. A note on the Berry-Esseen theorem. *Annals of Mathematical Statistics*, 34:1007–1008, 1963.
- [31] M. Kendall and A. Stuart. *The advanced theory of statistics*, volume 1: Distribution theory. Macmillan, New York, 4th edition, 1977.
- [32] P. L'Ecuyer, V. Demers, and B. Tuffin. Rare-events, splitting, and quasi-Monte Carlo. *ACM Transactions on Modeling and Computer Simulation*, 17(2):Article 9, 2007.
- [33] E. E. Lewis and F. Böhm. Monte Carlo simulation of Markov unreliability models. *Nuclear Engineering and Design*, 77:49–62, 1984.
- [34] M. K. Nakayama. General conditions for bounded relative error in simulations of highly reliable Markovian systems. *Advances in Applied Probability*, 28:687–727, 1996.
- [35] V. V. Petrov. *Limit Theorems in Probability Theory*. Oxford University Press, Oxford, U.K., 1995.
- [36] J. S. Sadowsky. On the optimality and stability of exponential twisting in Monte Carlo estimation. *IEEE Transactions on Information Theory*, IT-39:119–128, 1993.
- [37] P. Shahabuddin. Importance sampling for the simulation of highly reliable Markovian systems. *Management Science*, 40(3):333–352, 1994.
- [38] D. Siegmund. Importance sampling in the Monte Carlo study of sequential tests. *The Annals of Statistics*, 4:673–684, 1976.
- [39] B. Tuffin. Bounded normal approximation in simulations of highly reliable Markovian systems. *Journal of Applied Probability*, 36(4):974–986, 1999.

- [40] B. Tuffin. On numerical problems in simulations of highly reliable Markovian systems. In *Proceedings of the 1st International Conference on Quantitative Evaluation of SysTems (QEST)*, pages 156–164, University of Twente, Enschede, The Netherlands, September 2004. IEEE CS Press.
- [41] M. Villén-Altamirano and J. Villén-Altamirano. On the efficiency of RESTART for multidimensional systems. *ACM Transactions on Modeling and Computer Simulation*, 16(3):251–279, 2006.
- [42] S. S. Wilks. *Mathematical Statistics*. Wiley, New York, 1962.